

## *Suburb Report*

Know your neighbourhood.



# Property Prices

## Median House Price\*

Median

**\$1.64m**

Quarterly Price Change

**-0.10% ↓**

## Median Unit Price\*

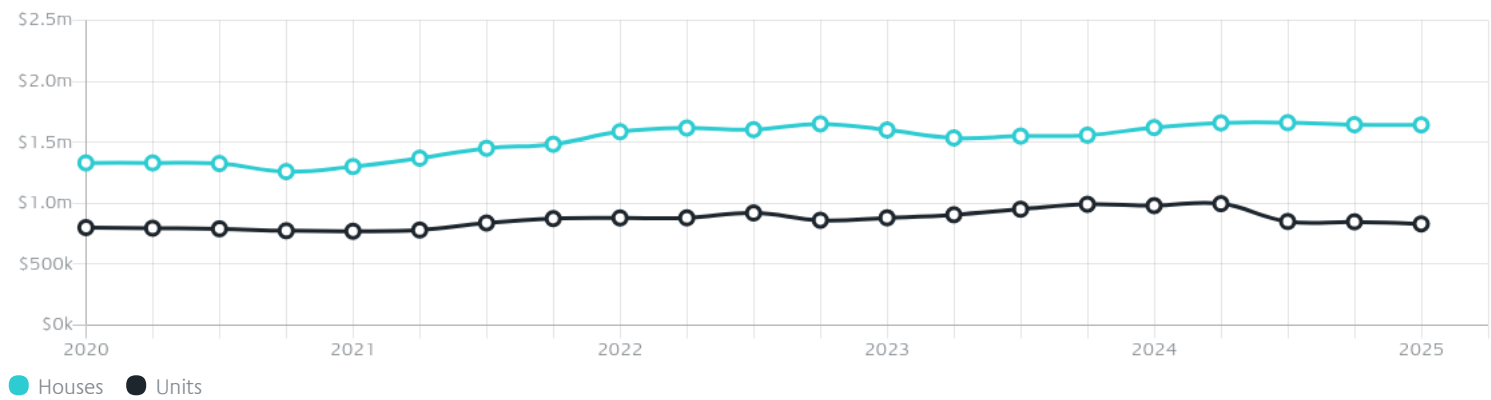
Median

**\$830k**

Quarterly Price Change

**-2.06% ↓**

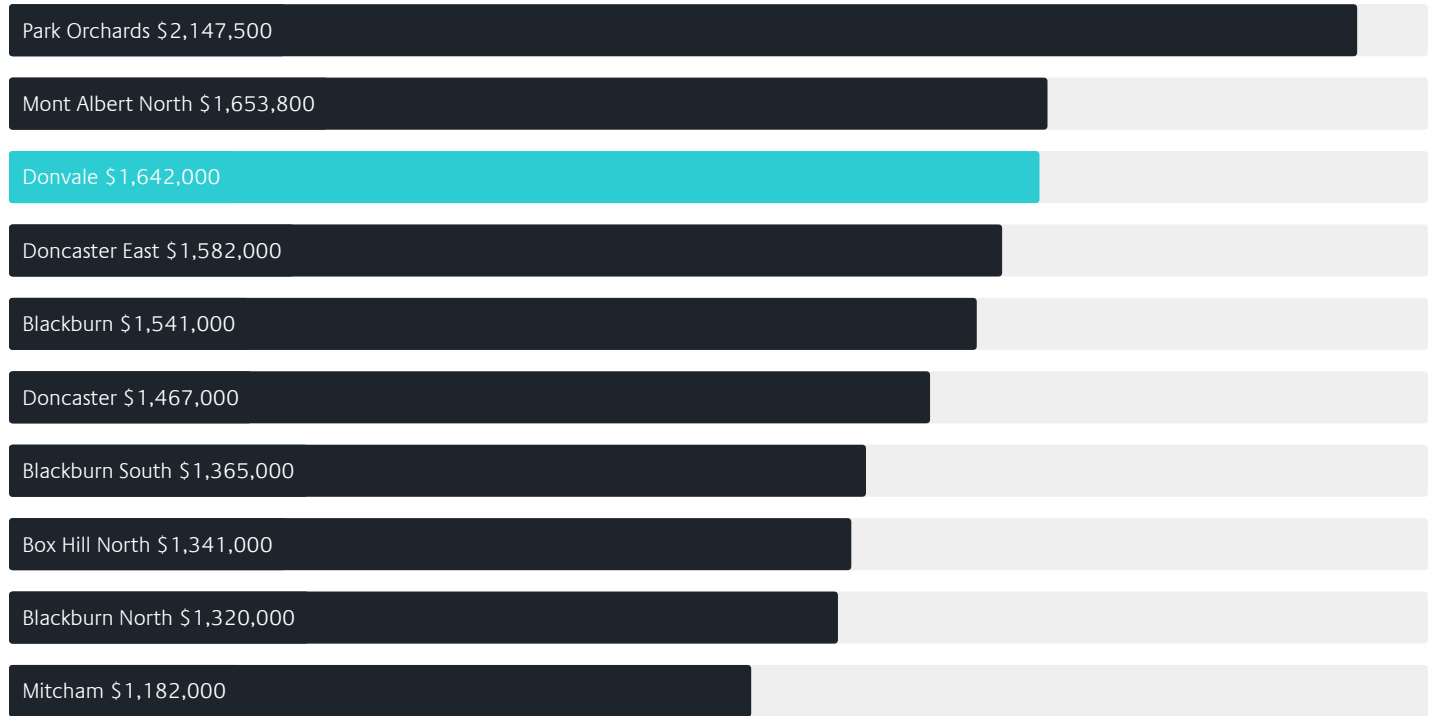
## Quarterly Price Change\*



# Surrounding Suburbs

---

## Median House Sale Price\*



## Median Unit Sale Price\*



# Sales Snapshot

Sale Method<sup>\*</sup>



● Auction 66%  
● Private 34%

Auction Clearance Rate<sup>\*</sup>

75.76%

Median Days on Market<sup>^</sup>

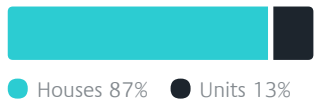
26 days

Average Hold Period<sup>\*</sup>

8.2 years

## Insights

Dwelling Type<sup>^</sup>



● Houses 87% ● Units 13%

Ownership<sup>^</sup>



● Owned Outright 47% ● Mortgaged 39% ● Rented 14%

Population<sup>^</sup>

12,644

Median Asking Rent per week<sup>\*</sup>

\$760

Population Growth<sup>^</sup>

2.41%

Rental Yield<sup>\*</sup>

2.39%

Median Age<sup>^</sup>













45 years

Median Household Size<sup>^</sup>













2.7 people

# Sold Properties~













Discover a snapshot of the most recent results for this suburb, to view the full 12 months of sales history, please go to [jellisicraig.com.au/suburbinsights](https://jellisicraig.com.au/suburbinsights)

Address	Bedrooms	Type	Price	Sold
 9 Eva Ct Donvale	4	House	\$1,405,000	24 Apr 2025
 6 Warner Ct Donvale	5	House	\$3,298,000	21 Apr 2025
 117 Glenvale Rd Donvale	3	Townhouse	\$915,000	17 Apr 2025
 31 Woodhall WYND Donvale	4	House	\$1,530,000	12 Apr 2025
 1 Old Warrandyte Rd Donvale	4	House	\$2,158,000	09 Apr 2025
 7/19-21 Mitcham Rd Donvale	3	Unit	\$930,000	08 Apr 2025
 54 Tunstall Rd Donvale	3	House	\$1,350,000	05 Apr 2025
 7 Astelot Dr Donvale	3	House	\$1,261,000	05 Apr 2025
 16 Jolen Ct Donvale	5	House	\$1,680,000	04 Apr 2025
 2/39-40 Edward St Donvale	6	House	\$1,190,000	01 Apr 2025
 20 Heads Rd Donvale	4	House	\$1,740,000	31 Mar 2025
 26/81-97 Mitcham Rd Donvale	2	Unit	\$429,000	28 Mar 2025

# Sold Properties~

Address	Bedrooms	Type	Price	Sold
 1/28 Argyle St Donvale	3	Unit	\$755,000	27 Mar 2025
 312-314 Oban Rd Donvale	5	House	\$1,820,000	25 Mar 2025
 23 Adelyn Av DONVALE	3	House	\$1,150,000	24 Mar 2025
 2/24 Sonia St Donvale	2	Unit	\$710,000	24 Mar 2025
 120a Tunstall Rd Donvale	4	Unit	\$1,235,000	23 Mar 2025
 5a Jilpanger Rd Donvale	2	House	\$815,000	22 Mar 2025
 7 Springwood Cl DONVALE	4	House	\$1,500,000	22 Mar 2025
 3 Ellerton Ct Donvale	4	House	\$1,570,000	20 Mar 2025
 11 William St Donvale	3	House	\$1,280,000	15 Mar 2025
 1/1 Ruth St Donvale	3	Unit	\$921,000	15 Mar 2025
 5/195 Mitcham Rd DONVALE	2	Townhouse	\$700,000	15 Mar 2025
 8 Cameron Cl Donvale	5	House	\$1,530,000	12 Mar 2025

# Sold Properties~

Address	Bedrooms	Type	Price	Sold
 127 Tunstall Rd Donvale	3	House	\$1,460,000	11 Mar 2025
 266-268 Springvale Rd Donvale	4	House	\$1,560,000	01 Mar 2025
 3 Eva Ct Donvale	4	House	\$1,530,000	01 Mar 2025
 102/1 Mitcham Rd Donvale	2	Apartment	\$750,000	28 Feb 2025
 1/3 14a Reynolds Rd Donvale	2	Unit	\$550,000	28 Feb 2025
 3/199 Mitcham Rd Donvale	2	Unit	\$640,000	25 Feb 2025
 78 Chippewa Av Donvale	5	House	\$1,050,000	17 Feb 2025
 63 Valepark Dr Donvale	4	House	\$1,692,000	15 Feb 2025
 8 Jilpanger Rd Donvale	6	House	\$1,400,000	15 Feb 2025
 21 Wrendale Dr Donvale	4	House	\$1,210,000	15 Feb 2025
 9 Jasper Pl Donvale	4	House	\$1,700,000	13 Feb 2025
 299 Oban Rd Donvale	4	House	\$1,705,000	11 Feb 2025



Doncaster Office  
Level 1 / 1006 Doncaster Road, Doncaster  
03 8841 4888

[jelliscraig.com.au](http://jelliscraig.com.au)

Data is current as of PDF generation date 01/05/2025

\* Updated Quarterly for the past 12 months

^ Updated daily for the past quarter

~ Updated daily: 33 recent results.

This publication contains data, analytics, statistics and other information supplied by PROPERTYDATAONLINE PTY LTD (PropertyData). The data provided in this publication is of a general nature and should not be construed as specific advice or relied upon in lieu of appropriate professional advice.

PropertyData relies upon data supplied by third parties and while the data is checked and reviewed, PropertyData does not warrant the accuracy or completeness of the information to the full extent permitted by the law and excludes all loss or damage howsoever arising (including through negligence) in connection with the data supplied by PropertyData. The State of Victoria owns the copyright in the Property Sales Data and reproduction of that data in any way without the consent of the State of Victoria will constitute a breach of the Copyright Act 1968 (cth). The State of Victoria does not warrant the accuracy or completeness of the Property Sales Data and any person using or relying upon such information does so on the basis that the State of Victoria accepts no responsibility or liability whatsoever for any errors, faults, defects or omissions in the information supplied.