

# *Suburb Report*

Know your neighbourhood.



# Property Prices

## Median House Price\*

Median

**\$770k**

Quarterly Price Change

**0.32% ↑**

## Median Unit Price\*

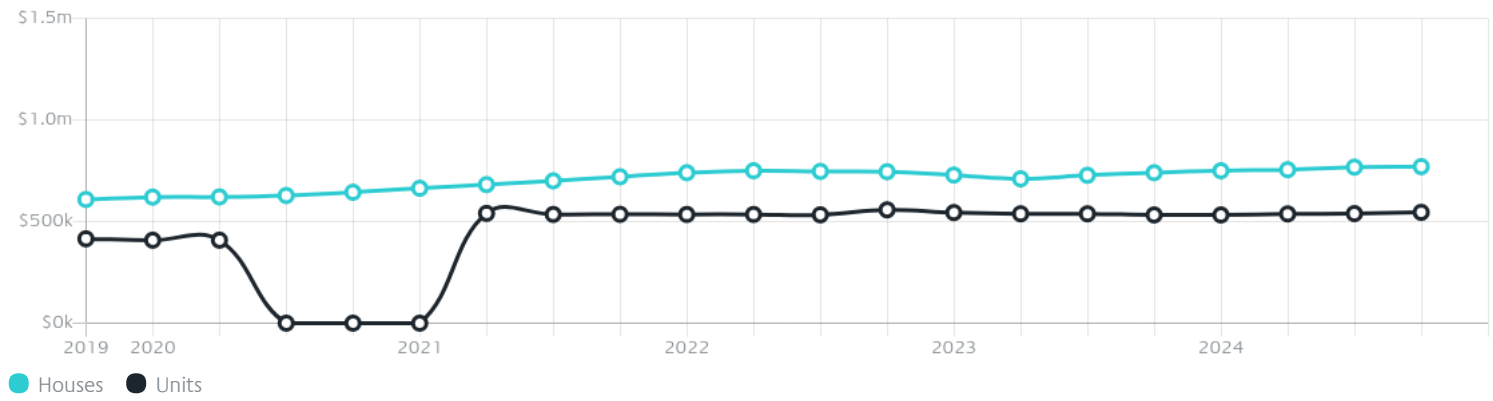
Median

**\$545k**

Quarterly Price Change

**1.11% ↑**

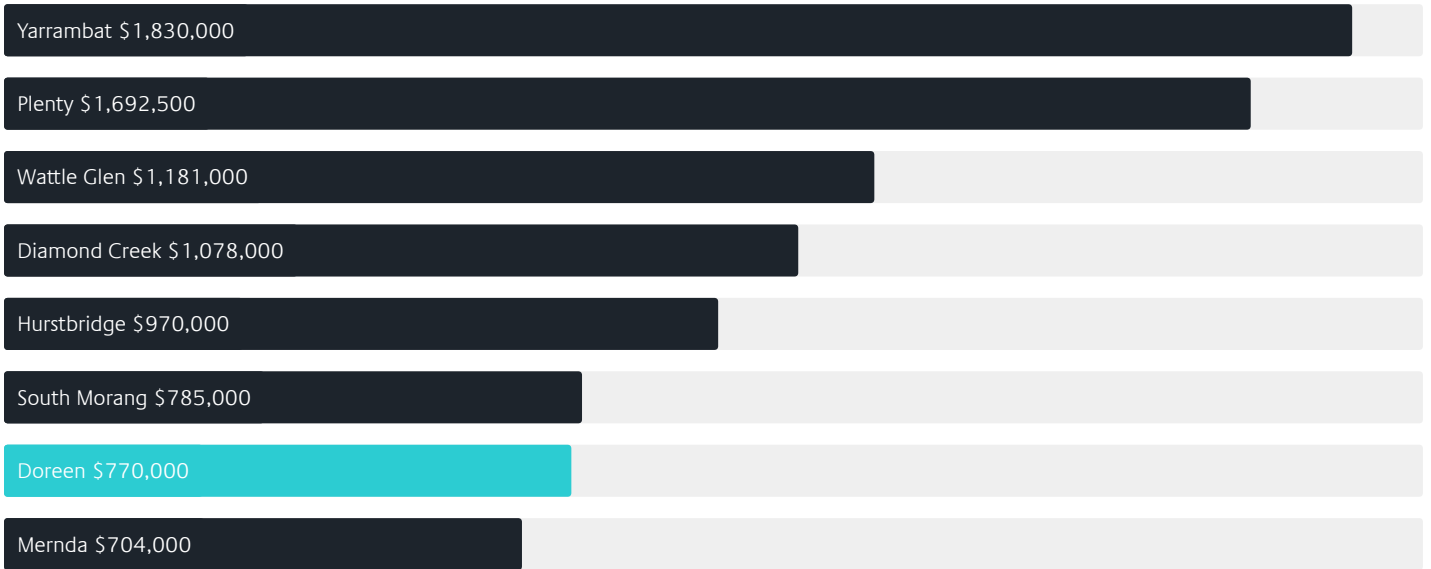
## Quarterly Price Change\*



# Surrounding Suburbs

---

## Median House Sale Price\*



## Median Unit Sale Price\*



# Sales Snapshot

Sale Method<sup>\*</sup>



● Auction 8%  
● Private 92%

Auction Clearance Rate<sup>\*</sup>

62.5%

Median Days on Market<sup>^</sup>

27 days

Average Hold Period<sup>\*</sup>

5.1 years

## Insights

Dwelling Type<sup>^</sup>



● Houses 95% ● Units 5%

Ownership<sup>^</sup>



● Owned Outright 20% ● Mortgaged 61% ● Rented 19%

Population<sup>^</sup>

27,122

Median Asking Rent per week<sup>\*</sup>

\$550

Population Growth<sup>^</sup>

27.35%

Rental Yield<sup>\*</sup>

3.72%

Median Age<sup>^</sup>

33 years













Median Household Size<sup>^</sup>

3 people













## DOREEN SUBURB REPORT

# Sold Properties~













Discover a snapshot of the most recent results for this suburb, to view the full 12 months of sales history, please go to [jellisraig.com.au/suburbinsights](http://jellisraig.com.au/suburbinsights)

Address	Bedrooms	Type	Price	Sold
 1 Burssi Cirt Doreen	3	House	\$590,000	27 Mar 2025
 9 Isidore Dr Doreen	3	House	\$740,000	26 Mar 2025
 95 Fortress Rd Doreen	4	House	\$812,500	26 Mar 2025
 61 Kiora Av Doreen	4	House	\$1,050,000	25 Mar 2025
 8 Rangeview Green Doreen	4	House	\$998,000	24 Mar 2025
 19 Currumbin Rd Doreen	4	House	\$735,000	22 Mar 2025
 36 Flaxen Hills Rd Doreen	4	House	\$1,460,000	22 Mar 2025
 63 Fortress Rd Doreen	3	House	\$685,000	21 Mar 2025
 56 Mabel St Doreen	4	House	\$1,030,000	18 Mar 2025
 12 Tooradin Cr Doreen	3	House	\$708,000	18 Mar 2025
 3 Ghan Lnk Doreen	3	House	\$660,000	18 Mar 2025
 20 Gyrfalcon Way Doreen	4	House	\$921,500	14 Mar 2025

# Sold Properties~

Address	Bedrooms	Type	Price	Sold
 55 Ballam Way Doreen	4	House	\$1,270,000	14 Mar 2025
 83 Elation Blvd Doreen	4	House	\$720,000	13 Mar 2025
 11 Kossatz Tce Doreen	4	House	\$945,000	13 Mar 2025
 3 Twist Wlk Doreen	3	House	\$610,000	12 Mar 2025
 14 Morton Cl Doreen	4	House	\$961,000	09 Mar 2025
 6 Barak Pde Doreen	4	House	\$953,000	09 Mar 2025
 206 Flaxen Hills Rd Doreen	3	House	\$725,000	08 Mar 2025
 36 Mollison Dr Doreen	3	House	\$629,000	07 Mar 2025
 9 Eminence Blvd Doreen	4	House	\$1,257,000	07 Mar 2025
 7 Berth St Doreen	3	House	\$640,000	06 Mar 2025
 111 Brookwood Av Doreen	5	House	\$1,325,000	05 Mar 2025
 3/9 Mulwala Dr Doreen	3	Townhouse	\$485,000	03 Mar 2025

# Sold Properties~

Address	Bedrooms	Type	Price	Sold
 21 Woorawa Dr Doreen	4	House	\$830,000	03 Mar 2025
 15 Aria Ct Doreen	4	House	\$907,500	02 Mar 2025
 3 Hilltop Mews Doreen	4	House	\$1,002,000	28 Feb 2025
 22 Mondadale Dr Doreen	4	House	\$770,000	27 Feb 2025
 16 Succession St Doreen	4	House	\$800,000	27 Feb 2025
 15 Freehold St Doreen	4	House	\$710,000	26 Feb 2025
 29 Tata Way Doreen	3	House	\$545,000	26 Feb 2025
 2 Barrett Pl Doreen	5	House	\$1,221,000	25 Feb 2025
 11 Impulse Av Doreen	4	House	\$825,000	24 Feb 2025
 34 Warrawong Cirt Doreen	4	House	\$785,000	24 Feb 2025
 7 Cathedral Rise Doreen	6	House	\$2,405,000	23 Feb 2025
 6 Braeheid Ct Doreen	4	House	\$950,000	23 Feb 2025



Eltham Office  
1022 Main Road, Eltham  
03 9431 1222

[jelliscraig.com.au](http://jelliscraig.com.au)

Data is current as of PDF generation date 01/04/2025

\* Updated Quarterly for the past 12 months

^ Updated daily for the past quarter

~ Updated daily: 33 recent results.

This publication contains data, analytics, statistics and other information supplied by PROPERTYDATAONLINE PTY LTD (PropertyData). The data provided in this publication is of a general nature and should not be construed as specific advice or relied upon in lieu of appropriate professional advice.

PropertyData relies upon data supplied by third parties and while the data is checked and reviewed, PropertyData does not warrant the accuracy or completeness of the information to the full extent permitted by the law and excludes all loss or damage howsoever arising (including through negligence) in connection with the data supplied by PropertyData. The State of Victoria owns the copyright in the Property Sales Data and reproduction of that data in any way without the consent of the State of Victoria will constitute a breach of the Copyright Act 1968 (cth). The State of Victoria does not warrant the accuracy or completeness of the Property Sales Data and any person using or relying upon such information does so on the basis that the State of Victoria accepts no responsibility or liability whatsoever for any errors, faults, defects or omissions in the information supplied.