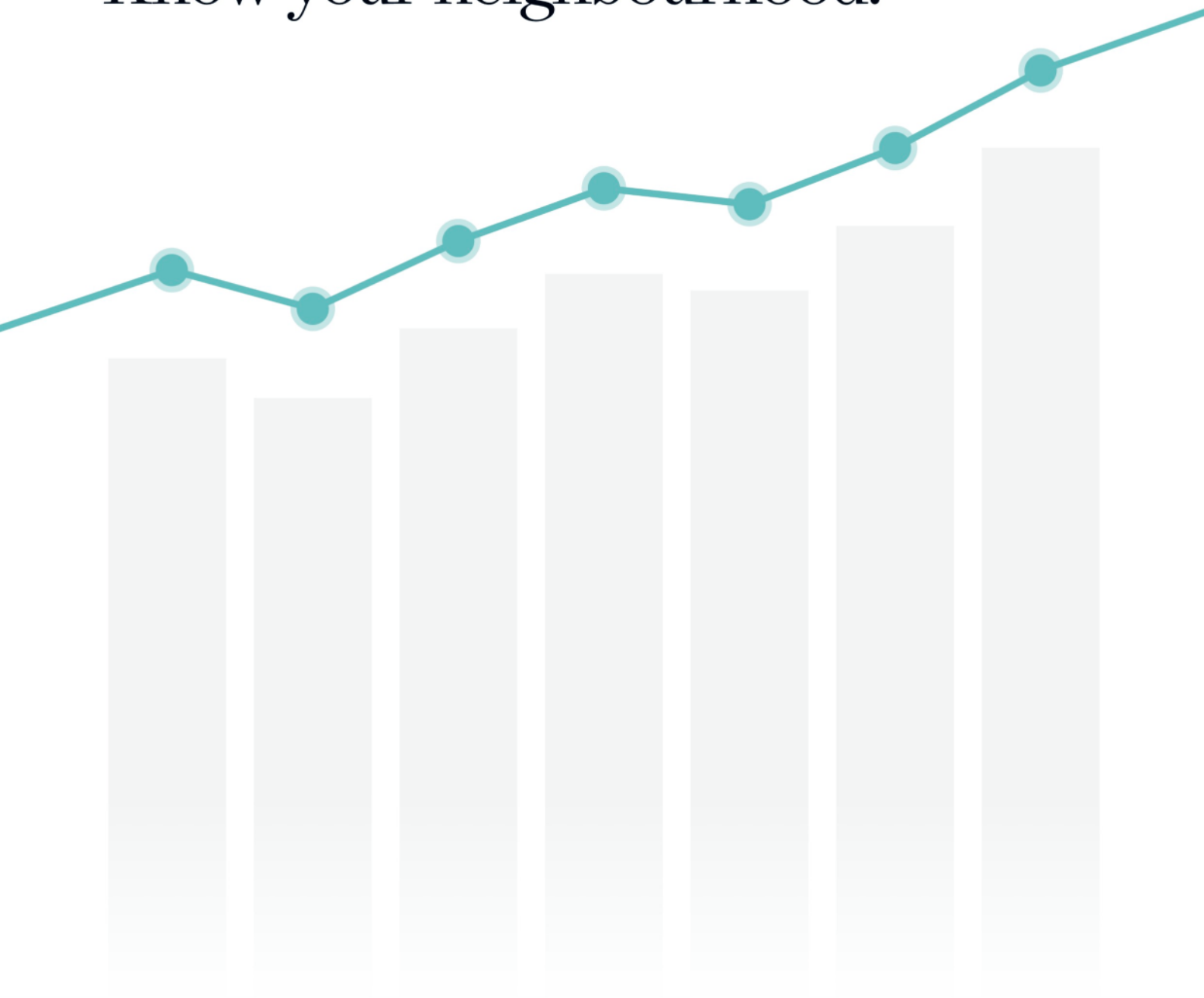


# *Suburb Report*

Know your neighbourhood.



# Property Prices

## Median House Price\*

Median

**\$770k**

Quarterly Price Change

**0.32% ↑**

## Median Unit Price\*

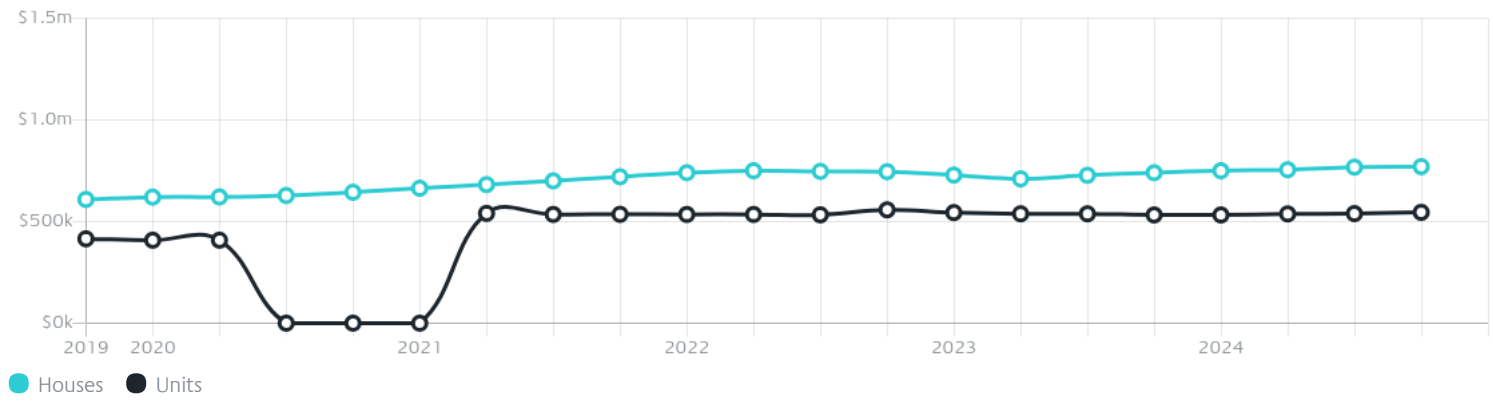
Median

**\$545k**

Quarterly Price Change

**1.11% ↑**

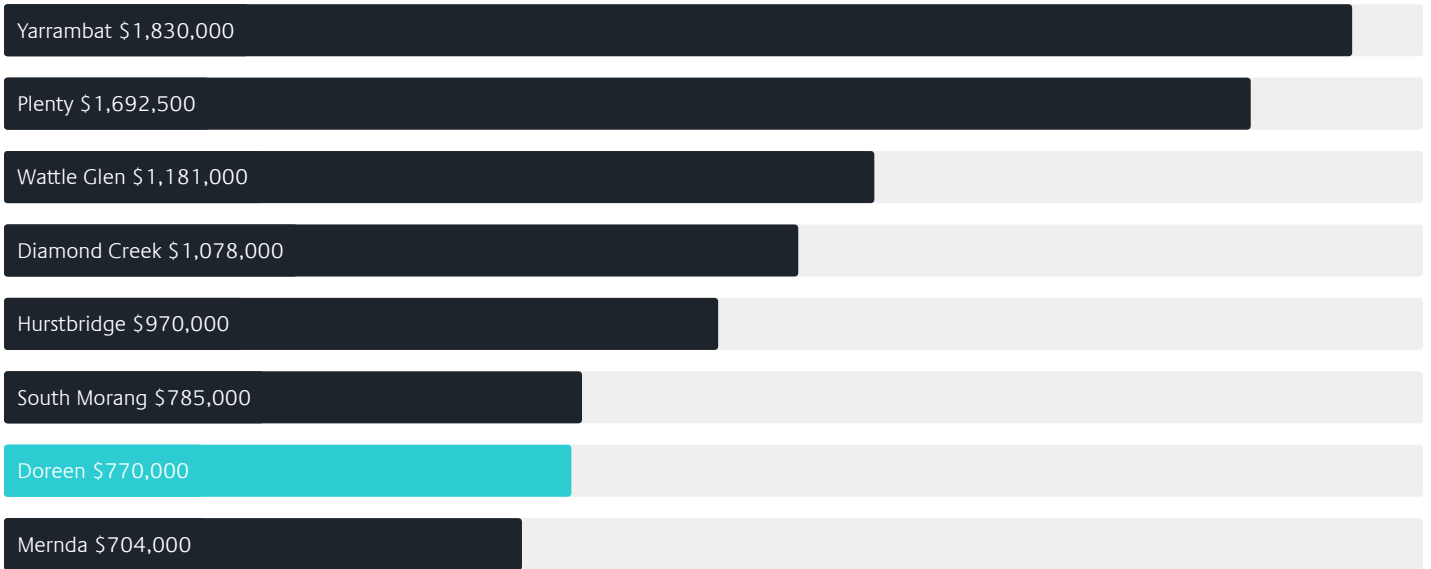
## Quarterly Price Change\*



# Surrounding Suburbs

---

## Median House Sale Price\*



## Median Unit Sale Price\*



# Sales Snapshot

Sale Method<sup>\*</sup>



● Auction 8%  
● Private 92%

Auction Clearance Rate<sup>\*</sup>

37.5%

Median Days on Market<sup>^</sup>

29 days

Average Hold Period<sup>\*</sup>

5.1 years

## Insights

Dwelling Type<sup>^</sup>



● Houses 95% ● Units 5%

Ownership<sup>^</sup>



● Owned Outright 20% ● Mortgaged 61% ● Rented 19%

Population<sup>^</sup>

27,122

Median Asking Rent per week<sup>\*</sup>

\$550

Population Growth<sup>^</sup>

27.35%

Rental Yield<sup>\*</sup>

3.72%

Median Age<sup>^</sup>













33 years

Median Household Size<sup>^</sup>













3 people

# Sold Properties~













Discover a snapshot of the most recent results for this suburb, to view the full 12 months of sales history, please go to [jellisraig.com.au/suburbinsights](https://jellisraig.com.au/suburbinsights)

Address	Bedrooms	Type	Price	Sold
 33 Dunraven Cr Doreen	4	House	\$725,000	25 Jan 2025
 5 Fenwick St Doreen	4	House	\$1,040,000	24 Jan 2025
 112c Hazel Glen Dr Doreen	3	Townhouse	\$575,000	24 Jan 2025
 45 Elation Blvd Doreen	3	House	\$740,000	22 Jan 2025
 159 Painted Hills Rd Doreen	4	House	\$747,000	21 Jan 2025
 9 Pier Av Doreen	3	House	\$670,000	20 Jan 2025
 10 Besra Dr Doreen	3	House	\$768,000	20 Jan 2025
 27 Thaine Way Doreen	4	House	\$620,000	20 Jan 2025
 56 Woorawa Dr Doreen	4	House	\$805,000	17 Jan 2025
 42 Altitude Dr Doreen	3	House	\$730,000	14 Jan 2025
 4 Tagama Ct Doreen	4	House	\$860,000	11 Jan 2025
 14 Sunlander Way Doreen	3	House	\$625,000	08 Jan 2025

# Sold Properties~

Address	Bedrooms	Type	Price	Sold
 3 Dunraven Cr Doreen	4	House	\$740,000	03 Jan 2025
 98 Overland Dr DOREEN	4	House	\$1,180,000	24 Dec 2024
 24 Owl Rd Doreen	4	House	\$637,000	24 Dec 2024
 8 Getaway Dr Doreen	3	House	\$610,000	22 Dec 2024
 98 Wallaroo Way Doreen	4	House	\$690,000	20 Dec 2024
 38 Williamsbrook Av Doreen	4	House	\$825,000	20 Dec 2024
 2 Pier Av Doreen	3	House	\$585,000	19 Dec 2024
 1-3 Laurimar Hill Dr Doreen	4	House	\$1,475,000	19 Dec 2024
 201 Painted Hills Rd Doreen	4	House	\$905,000	19 Dec 2024
 19 Ashgate Dr Doreen	4	House	\$830,000	17 Dec 2024
 32 Outback Dr Doreen	4	House	\$950,000	16 Dec 2024
 68 Towerhill Av Doreen	4	House	\$710,000	16 Dec 2024

# Sold Properties~

Address	Bedrooms	Type	Price	Sold
 3 Spectacular Av Doreen	4	House	\$670,000	12 Dec 2024
 31 Burssi Cirt Doreen	2	House	\$471,500	11 Dec 2024
 6 Karaman St Doreen	3	House	\$795,000	10 Dec 2024
 31 Mollison Dr Doreen	4	House	\$830,000	10 Dec 2024
 24 Tallulah Av Doreen	4	House	\$693,000	10 Dec 2024
 326 Flaxen Hills Rd Doreen	4	House	\$730,000	10 Dec 2024
 25 Outback Dr Doreen	4	House	\$840,999	09 Dec 2024
 2 Bateleur Cr Doreen	3	House	\$650,000	09 Dec 2024
 5 Spectacular Av Doreen	4	House	\$680,000	09 Dec 2024
 7 Kyarra Dr Doreen	4	House	\$800,000	09 Dec 2024
 19 Pereira Ct Doreen	4	House	\$780,000	07 Dec 2024
 70 Daisy Hill Rd Doreen	5	House	\$2,050,000	07 Dec 2024



Eltham Office  
1022 Main Road, Eltham  
03 9431 1222

[jelliscraig.com.au](http://jelliscraig.com.au)

Data is current as of PDF generation date 01/02/2025

\* Updated Quarterly for the past 12 months

^ Updated daily for the past quarter

~ Updated daily: 33 recent results.

This publication contains data, analytics, statistics and other information supplied by PROPERTYDATAONLINE PTY LTD (PropertyData). The data provided in this publication is of a general nature and should not be construed as specific advice or relied upon in lieu of appropriate professional advice.

PropertyData relies upon data supplied by third parties and while the data is checked and reviewed, PropertyData does not warrant the accuracy or completeness of the information to the full extent permitted by the law and excludes all loss or damage howsoever arising (including through negligence) in connection with the data supplied by PropertyData. The State of Victoria owns the copyright in the Property Sales Data and reproduction of that data in any way without the consent of the State of Victoria will constitute a breach of the Copyright Act 1968 (cth). The State of Victoria does not warrant the accuracy or completeness of the Property Sales Data and any person using or relying upon such information does so on the basis that the State of Victoria accepts no responsibility or liability whatsoever for any errors, faults, defects or omissions in the information supplied.