

## *Suburb Report*

Know your neighbourhood.



# Property Prices

## Median House Price\*

Median

**\$950k**

Quarterly Price Change

**-0.52% ↓**

## Median Unit Price\*

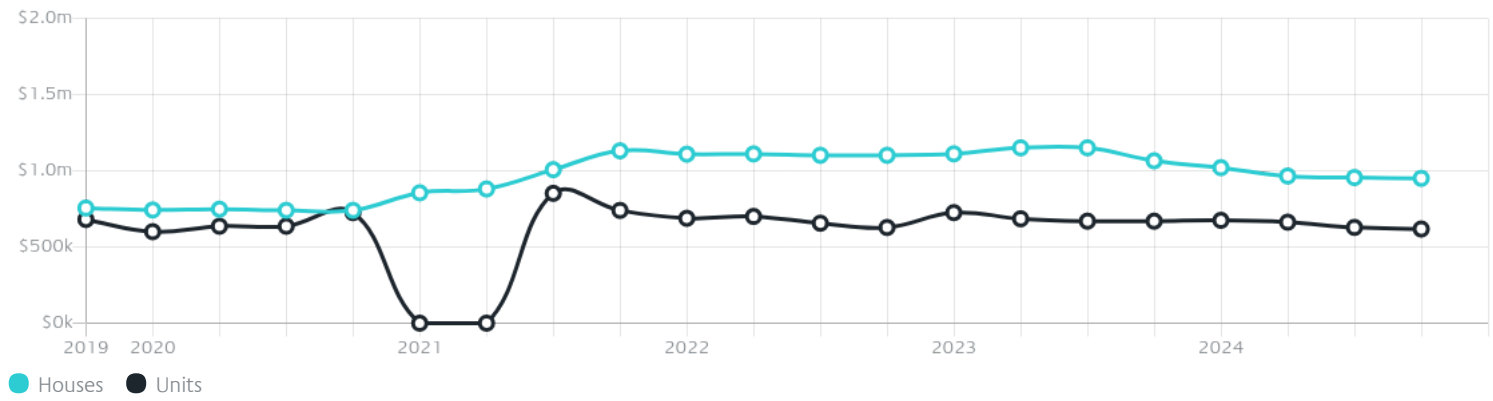
Median

**\$618k**

Quarterly Price Change

**-1.67% ↓**

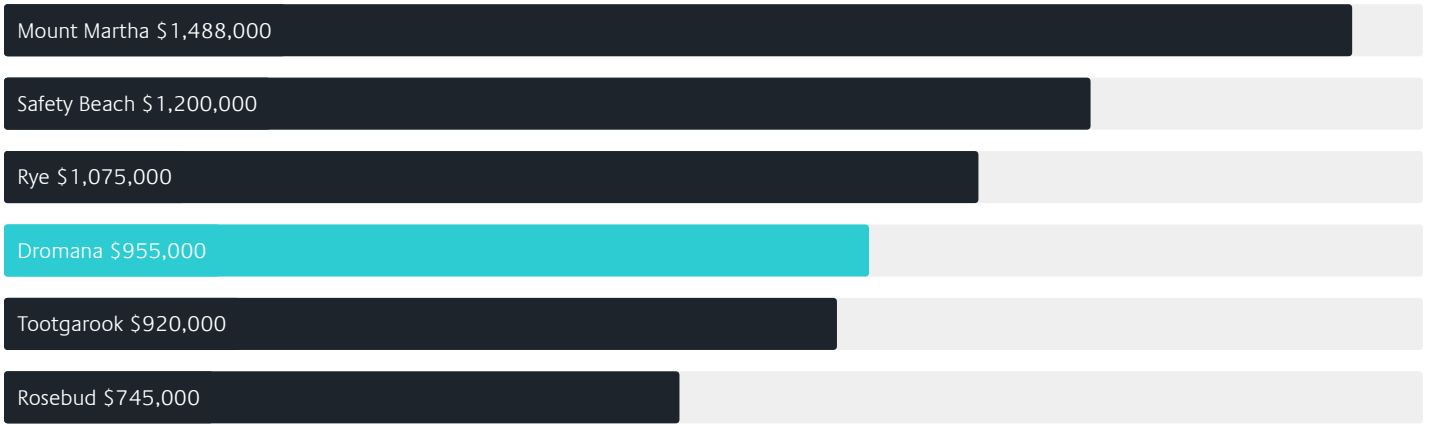
## Quarterly Price Change\*



# Surrounding Suburbs

---

## Median House Sale Price\*



## Median Unit Sale Price\*



# Sales Snapshot

## Sale Method<sup>\*</sup>



● Auction 32%  
● Private 68%

## Auction Clearance Rate<sup>\*</sup>

63.16%

## Median Days on Market<sup>^</sup>

45 days

## Average Hold Period<sup>\*</sup>

6.5 years

# Insights

## Dwelling Type<sup>^</sup>



● Houses 82% ● Units 18%

## Ownership<sup>^</sup>



● Owned Outright 49% ● Mortgaged 30% ● Rented 21%

## Population<sup>^</sup>

6,626

## Median Asking Rent per week<sup>\*</sup>

\$578

## Population Growth<sup>^</sup>

0

## Rental Yield<sup>\*</sup>

3.06%

## Median Age<sup>^</sup>













50 years

## Median Household Size<sup>^</sup>













2.2 people

# Sold Properties~













Discover a snapshot of the most recent results for this suburb, to view the full 12 months of sales history, please go to [jellisicraig.com.au/suburbinsights](https://jellisicraig.com.au/suburbinsights)

Address	Bedrooms	Type	Price	Sold
 2 Burns Cl Dromana	3	House	\$1,050,000	27 Jan 2025
 109 Rainier Av Dromana	4	House	\$795,000	26 Jan 2025
 4/49 Seacombe St Dromana	2	Townhouse	\$625,000	26 Jan 2025
 18 Lugano Av Dromana	3	House	\$800,000	26 Jan 2025
 6 Kangerong Av Dromana	3	House	\$1,508,000	25 Jan 2025
 2b McArthur St DROMANA	4	House	\$1,275,000	25 Jan 2025
 49 Monaco Pde Dromana	3	House	\$1,200,000	25 Jan 2025
 73 Lombardy Av Dromana	3	House	\$1,103,000	16 Jan 2025
 6/57 Pier St Dromana	2	Unit	\$630,000	16 Jan 2025
 2 Beachurst Av Dromana	3	House	\$750,000	14 Jan 2025
 6 Thomas St Dromana	4	House	\$2,250,000	13 Jan 2025
 1 Garner St Dromana	4	House	\$1,203,000	10 Jan 2025

# Sold Properties~

Address	Bedrooms	Type	Price	Sold
 32 Canna St Dromana	3	House	\$820,000	10 Jan 2025
 2/35 Williams St Dromana	2	Townhouse	\$730,000	07 Jan 2025
 27 Coleus St Dromana	3	House	\$780,000	06 Jan 2025
 8 The Righi DROMANA	3	House	\$761,500	05 Jan 2025
 44 Coleus St Dromana	2	House	\$675,000	02 Jan 2025
 4 Rosalie Av Dromana	3	House	\$935,000	30 Dec 2024
 9 Charles St Dromana	4	House	\$920,000	24 Dec 2024
 2a Ligar St Dromana	2	Unit	\$700,000	20 Dec 2024
 13 Anne Dr Dromana	5	House	\$1,045,000	19 Dec 2024
 1/61 Kangerong Av Dromana	2	Apartment	\$365,000	19 Dec 2024
 35 Jackson Way Dromana	4	House	\$1,050,000	16 Dec 2024
 8 Mary St Dromana	4	House	\$850,000	11 Dec 2024

# Sold Properties~

Address	Bedrooms	Type	Price	Sold
 6 Jagungal Ct Dromana	3	House	\$1,075,000	10 Dec 2024
 24 Dahlia St Dromana	3	House	\$688,000	09 Dec 2024
 4 Davey Av Dromana	3	House	\$850,000	05 Dec 2024
 25 Mary St Dromana	3	House	\$760,000	04 Dec 2024
 5 Judith St Dromana	3	House	\$348,000	03 Dec 2024
 16 Verona St Dromana	4	House	\$817,000	30 Nov 2024
 11 Corey Av Dromana	3	House	\$920,000	28 Nov 2024
 5/54 Kangerong Av Dromana	3	Unit	\$625,000	28 Nov 2024
 37 Latrobe Pde Dromana	4	House	\$1,590,000	27 Nov 2024
 39 Kangerong Av DROMANA	4	House	\$500,000	26 Nov 2024
 6 Arthur St Dromana	4	House	\$1,310,000	25 Nov 2024
 43 Devon St Dromana	4	House	\$1,650,000	21 Nov 2024

# Jellis Craig

Mount Martha Office  
4/42 Lochiel Avenue, Mount Martha  
03 5974 8900

[jelliscraig.com.au](http://jelliscraig.com.au)

Data is current as of PDF generation date 01/02/2025

\* Updated Quarterly for the past 12 months

^ Updated daily for the past quarter

~ Updated daily: 33 recent results.

This publication contains data, analytics, statistics and other information supplied by PROPERTYDATAONLINE PTY LTD (PropertyData). The data provided in this publication is of a general nature and should not be construed as specific advice or relied upon in lieu of appropriate professional advice.

PropertyData relies upon data supplied by third parties and while the data is checked and reviewed, PropertyData does not warrant the accuracy or completeness of the information to the full extent permitted by the law and excludes all loss or damage howsoever arising (including through negligence) in connection with the data supplied by PropertyData. The State of Victoria owns the copyright in the Property Sales Data and reproduction of that data in any way without the consent of the State of Victoria will constitute a breach of the Copyright Act 1968 (cth). The State of Victoria does not warrant the accuracy or completeness of the Property Sales Data and any person using or relying upon such information does so on the basis that the State of Victoria accepts no responsibility or liability whatsoever for any errors, faults, defects or omissions in the information supplied.