

Suburb Report

Know your neighbourhood.



Property Prices

Median House Price*

Median
\$991k


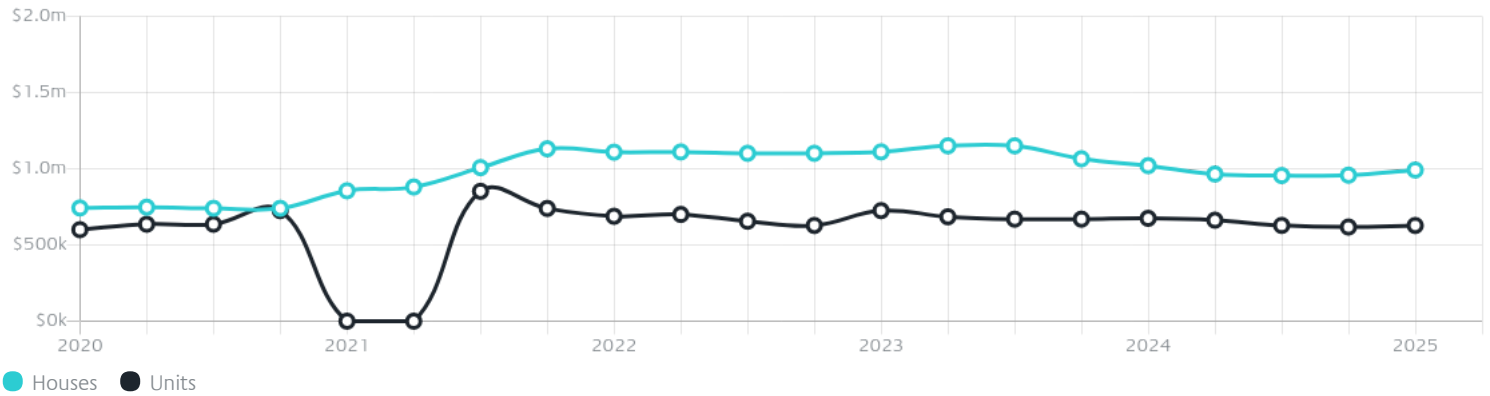
Quarterly Price Change
3.52% ↑

Median Unit Price*

Median
\$628k

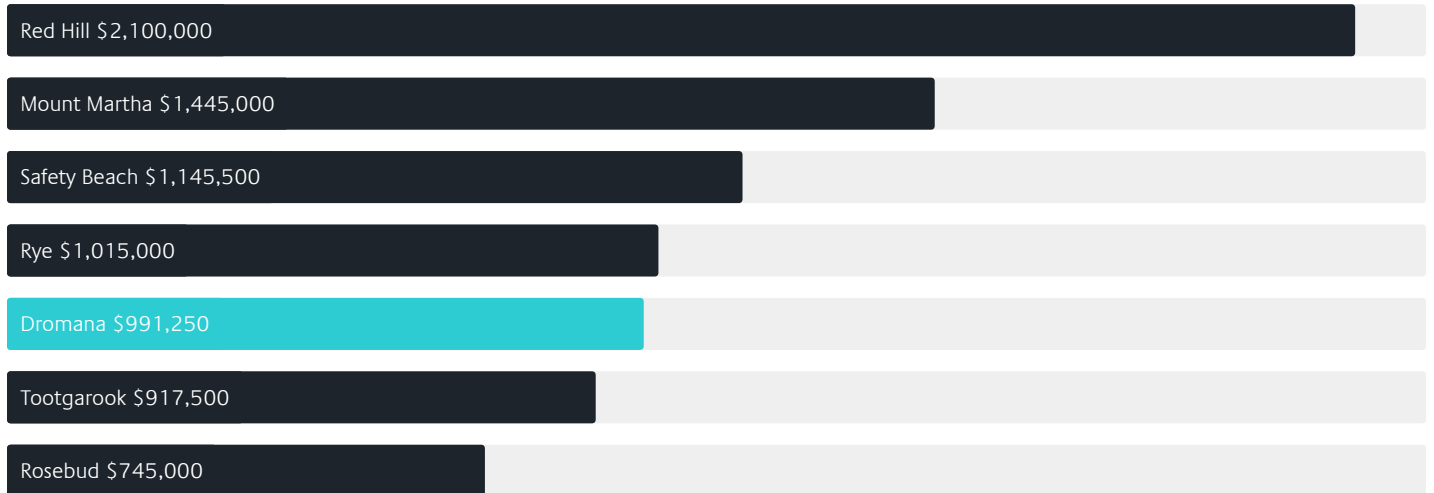
Quarterly Price Change
1.61% ↑

Quarterly Price Change*



Surrounding Suburbs

Median House Sale Price*



Median Unit Sale Price*



Sales Snapshot

Sale Method*



● Auction 19%
● Private 81%

Auction Clearance Rate*

63.64%

Median Days on Market^

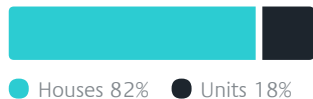
43 days

Average Hold Period*

6.5 years

Insights

Dwelling Type^



● Houses 82% ● Units 18%

Ownership^



● Owned Outright 49% ● Mortgaged 30% ● Rented 21%

Population^

6,626

Median Asking Rent per week*

\$580

Population Growth^

0

Rental Yield*

3.06%

Median Age^








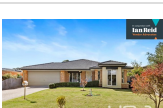




50 years

Median Household Size^








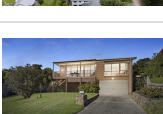
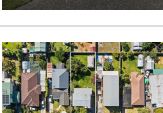
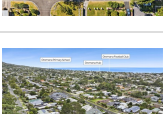
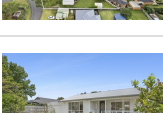

2.2 people

Sold Properties~













Discover a snapshot of the most recent results for this suburb, to view the full 12 months of sales history, please go to jellisicraig.com.au/suburbinsights

Address	Bedrooms	Type	Price	Sold
 4/23 James St DROMANA	2	Unit	\$520,000	30 Jun 2025
 16 Charmaine St Dromana	3	House	\$771,000	28 Jun 2025
 46 Canna St Dromana	3	House	\$850,050	19 Jun 2025
 2/2 Corey Av Dromana	4	Unit	\$807,500	18 Jun 2025
 1/76 Rainier Av Dromana	3	Unit	\$900,000	14 Jun 2025
 6 Graeme St Dromana	2	House	\$910,000	14 Jun 2025
 4 Atunga Tce Dromana	3	House	\$1,100,000	14 Jun 2025
 53 Williams St Dromana	4	House	\$1,203,000	12 Jun 2025
 27 Fig St Dromana	4	House	\$730,000	10 Jun 2025
 78 Lombardy Av Dromana	3	House	\$957,000	07 Jun 2025
 4/42 Francis St Dromana	4	Townhouse	\$915,000	06 Jun 2025
 2 Donald Cr Dromana	2	House	\$830,000	05 Jun 2025

Sold Properties~

Address		Bedrooms	Type	Price	Sold
	17 Callas St Dromana	3	House	\$705,000	05 Jun 2025
	18 Thomas St Dromana	3	Townhouse	\$990,000	03 Jun 2025
	3/76 Rainier Av Dromana	3	Unit	\$839,000	30 May 2025
	2/14 Shaw St Dromana	3	Townhouse	\$1,200,000	20 May 2025
	12 Heales St Dromana	6	House	\$1,450,000	17 May 2025
	31 Corey Av Dromana	3	House	\$650,000	16 May 2025
	2a Mcarthur St Dromana	3	House	\$1,000,000	12 May 2025
	47 Kent St Dromana	3	House	\$1,255,000	10 May 2025
	38 Fig St Dromana	5	House	\$705,000	09 May 2025
	4 Coleus St Dromana	3	House	\$680,000	03 May 2025
	26a Lugano Av Dromana	3	House	\$870,000	03 May 2025
	8 Verona St Dromana	3	House	\$860,000	29 Apr 2025

Sold Properties~

Address	Bedrooms	Type	Price	Sold
 20 Karadoc St Dromana	3	House	\$457,500	29 Apr 2025
 20 Foote St DROMANA	3	House	\$1,170,000	26 Apr 2025
 31a Corey Av DROMANA	3	House	\$700,000	26 Apr 2025
 34 Dorothea Cr Dromana	3	House	\$890,000	23 Apr 2025
 26 Watson Av Dromana	3	House	\$915,000	19 Apr 2025
 11 Fig St Dromana	4	House	\$875,000	18 Apr 2025
 9 Davey Av Dromana	4	House	\$435,000	14 Apr 2025
 1/8 Seaview Pde Dromana	2	Unit	\$515,000	10 Apr 2025
 48 Scott St Dromana	2	House	\$900,000	09 Apr 2025
 1 Coleus St Dromana	4	House	\$1,200,000	08 Apr 2025
 1128 Arthurs Seat Rd DROMANA	3	House	\$1,080,000	06 Apr 2025
 69A Palmerston Av Dromana	4	House	\$885,000	04 Apr 2025



Mount Martha Office
4/42 Lochiel Avenue, Mount Martha
03 5974 8900

jelliscraig.com.au

Data is current as of PDF generation date 01/07/2025

* Updated Quarterly for the past 12 months

^ Updated daily for the past quarter

~ Updated daily: 33 recent results.

This publication contains data, analytics, statistics and other information supplied by PROPERTYDATAONLINE PTY LTD (PropertyData). The data provided in this publication is of a general nature and should not be construed as specific advice or relied upon in lieu of appropriate professional advice.

PropertyData relies upon data supplied by third parties and while the data is checked and reviewed, PropertyData does not warrant the accuracy or completeness of the information to the full extent permitted by the law and excludes all loss or damage howsoever arising (including through negligence) in connection with the data supplied by PropertyData. The State of Victoria owns the copyright in the Property Sales Data and reproduction of that data in any way without the consent of the State of Victoria will constitute a breach of the Copyright Act 1968 (cth). The State of Victoria does not warrant the accuracy or completeness of the Property Sales Data and any person using or relying upon such information does so on the basis that the State of Victoria accepts no responsibility or liability whatsoever for any errors, faults, defects or omissions in the information supplied.