

JellisCraig

DROMANA

Suburb Report

Know your neighbourhood.



DROMANA SUBURB REPORT

Median House Price*

Median

\$982k

Quarterly Price Change

0.00% ↓

Median Unit Price*


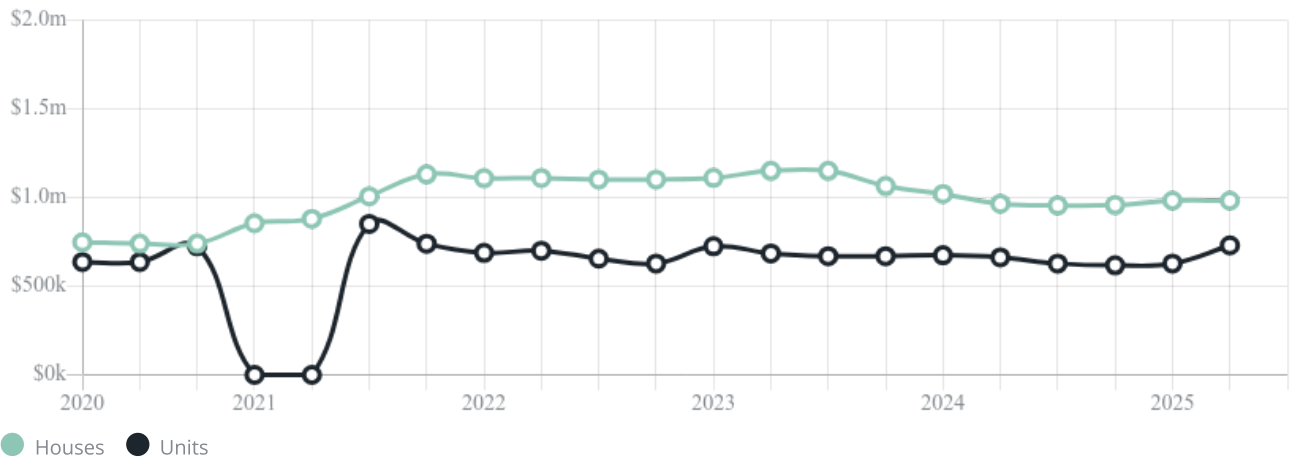
Median

\$730k

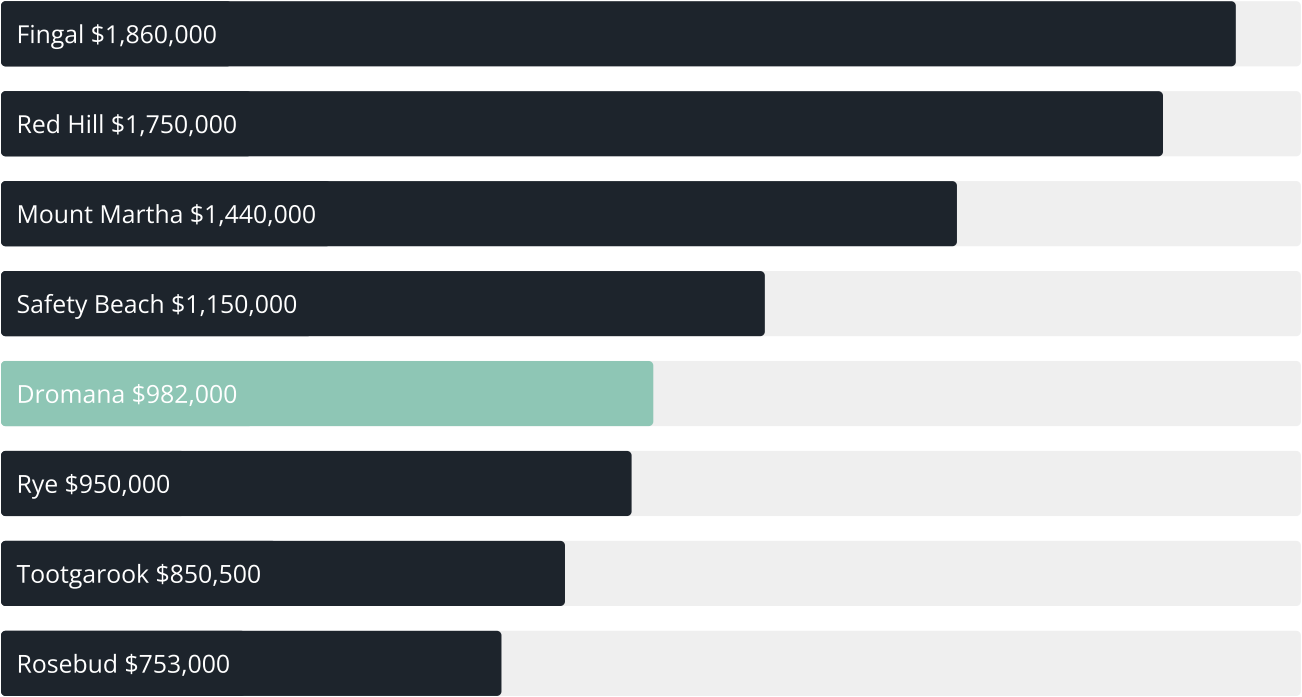
Quarterly Price Change

16.33% ↑

Quarterly Price Change*



Median House Sale Price*



Median Unit Sale Price*



DROMANA SUBURB REPORT

Sale Method*



● Auction 24%

● Private 76%

Auction Clearance Rate*

90%

Median Days on Market^

42 days

Average Hold Period*

6.5 years

Dwelling Type^



● Houses 82%

● Units 18%

Ownership^



● Owned Outright 49%

● Mortgaged 30%

● Rented 21%

Population^

6,626

Median Asking Rent per week*

\$585

Population Growth^

0

Rental Yield*

3.06%

Median Age^











50 years

Median Household Size^











2.2 people

DROMANA SUBURB REPORT











Discover a snapshot of the most recent results for this suburb, to view the full 12 months of sales history, please go to jellisicraig.com.au/suburbinsights

Address	Bedrooms	Type	Price	Sold
 14 Heales St Dromana	3	House	\$1,330,000	23 Aug 2025
 1a Layard St Dromana	4	House	\$1,310,000	23 Aug 2025
 1a Dahlia St Dromana	3	House	\$700,000	22 Aug 2025
 55 Seacombe St Dromana	3	House	\$855,000	19 Aug 2025
 64 Lombardy Av Dromana	3	House	\$825,000	18 Aug 2025
 103 Charles St Dromana	3	House	\$885,500	15 Aug 2025
 3 Dyson St Dromana	3	House	\$1,240,000	15 Aug 2025
 49 Arthur St Dromana	3	House	\$770,000	09 Aug 2025
 3 Charmaine St Dromana	3	House	\$792,000	07 Aug 2025
 18 Watson Av Dromana	4	House	\$802,000	30 Jul 2025

DROMANA SUBURB REPORT

Address	Bedrooms	Type	Price	Sold
 1/53 Fig St Dromana	2	House	\$651,000	15 Jul 2025
 42 Coleus St Dromana	2	House	\$670,000	10 Jul 2025
 307 Boundary Rd Dromana	3	House	\$1,055,100	10 Jul 2025
 4/23 James St DROMANA	2	Unit	\$520,000	30 Jun 2025
 8 Toolern Av Dromana	3	House	\$1,285,000	28 Jun 2025
 16 Charmaine St Dromana	3	House	\$771,000	28 Jun 2025
 6 Donald Cr Dromana	3	House	\$1,000,000	24 Jun 2025
 46 Lombardy Av Dromana	5	House	\$1,030,000	23 Jun 2025
 46 Canna St Dromana	3	House	\$850,050	19 Jun 2025
 2/2 Corey Av Dromana	4	Unit	\$807,500	18 Jun 2025

DROMANA SUBURB REPORT

Address	Bedrooms	Type	Price	Sold
 1/76 Rainier Av Dromana	3	Unit	\$900,000	14 Jun 2025
 6 Graeme St Dromana	2	House	\$910,000	14 Jun 2025
 4 Atunga Tce Dromana	3	House	\$1,100,000	14 Jun 2025
 53 Williams St Dromana	4	House	\$1,203,000	12 Jun 2025
 27 Fig St Dromana	4	House	\$730,000	10 Jun 2025
 78 Lombardy Av Dromana	3	House	\$957,000	07 Jun 2025
 4/42 Francis St Dromana	4	Townhouse	\$915,000	06 Jun 2025
 2 Donald Cr Dromana	2	House	\$830,000	05 Jun 2025
 17 Callas St Dromana	3	House	\$705,000	05 Jun 2025
 18 Thomas St Dromana	3	Townhouse	\$990,000	03 Jun 2025



Mount Martha Office
4/42 Lochiel Avenue, Mount Martha
03 5974 8900

jellisraig.com.au

Data is current as of PDF generation date 01/09/2025

* Updated Quarterly for the past 12 months

^ Updated daily for the past quarter

~ Updated daily: 33 recent results.

This publication contains data, analytics, statistics and other information supplied by PROPERTYDATAONLINE PTY LTD (PropertyData). The data provided in this publication is of a general nature and should not be construed as specific advice or relied upon in lieu of appropriate professional advice.

PropertyData relies upon data supplied by third parties and while the data is checked and reviewed, PropertyData does not warrant the accuracy or completeness of the information to the full extent permitted by the law and excludes all loss or damage howsoever arising (including through negligence) in connection with the data supplied by PropertyData. The State of Victoria owns the copyright in the Property Sales Data and reproduction of that data in any way without the consent of the State of Victoria will constitute a breach of the Copyright Act 1968 (cth). The State of Victoria does not warrant the accuracy or completeness of the Property Sales Data and any person using or relying upon such information does so on the basis that the State of Victoria accepts no responsibility or liability whatsoever for any errors, faults, defects or omissions in the information supplied.