

## *Suburb Report*

Know your neighbourhood.



# Property Prices

## Median House Price\*

Median  
**\$690k**

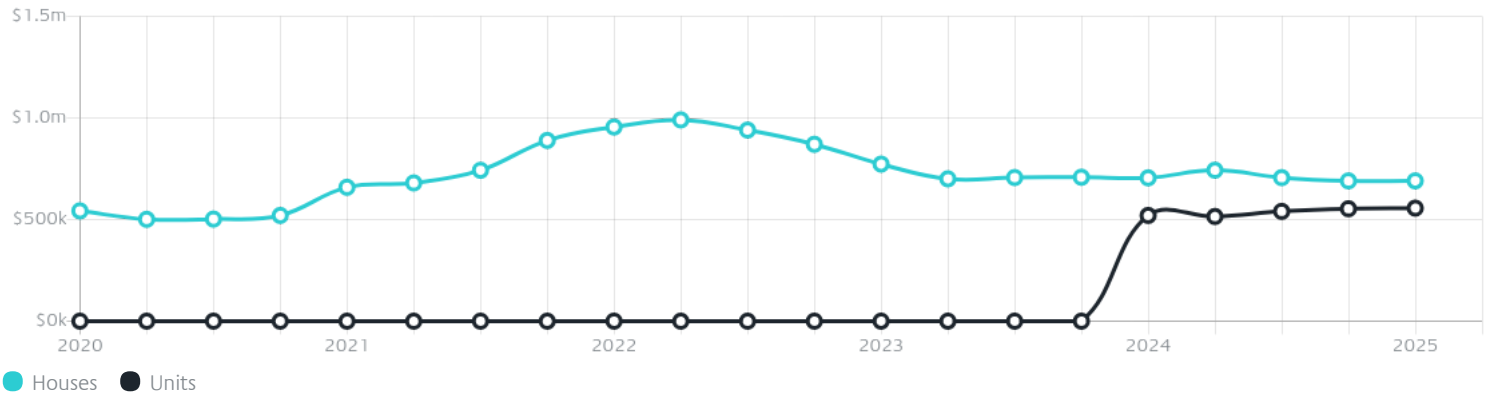
Quarterly Price Change  
**0.00% ↓**

## Median Unit Price\*

Median  
**\$556k**

Quarterly Price Change  
**0.54% ↑**

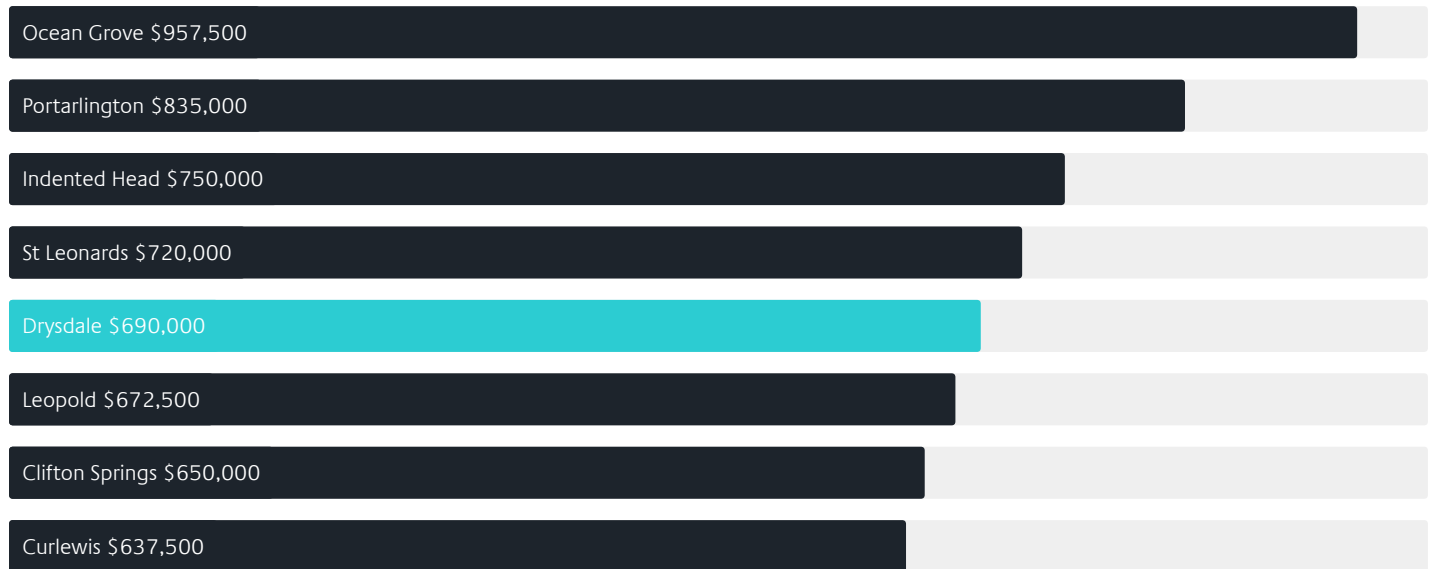
## Quarterly Price Change\*




# Surrounding Suburbs

---

## Median House Sale Price\*



## Median Unit Sale Price\*



# Sales Snapshot

## Sale Method<sup>\*</sup>



● Private 100%

## Median Days on Market<sup>^</sup>

56 days

## Average Hold Period<sup>\*</sup>

7.2 years

# Insights

## Dwelling Type<sup>^</sup>



● Houses 89% ● Units 11%

## Ownership<sup>^</sup>



● Owned Outright 53% ● Mortgaged 34% ● Rented 13%

## Population<sup>^</sup>

4,976

## Median Asking Rent per week<sup>\*</sup>

\$490

## Median Age<sup>^</sup>

52 years

## Rental Yield<sup>\*</sup>













3.55%

## Median Household Size<sup>^</sup>













2.3 people

# Sold Properties~













Discover a snapshot of the most recent results for this suburb, to view the full 12 months of sales history, please go to [jellisicraig.com.au/suburbinsights](https://jellisicraig.com.au/suburbinsights)

Address	Bedrooms	Type	Price	Sold
 11 Condry St Drysdale	2	House	\$565,000	21 Mar 2025
 107 Barrands La Drysdale	4	House	\$682,500	19 Mar 2025
 44 Newfields Dr Drysdale	3	House	\$585,000	17 Mar 2025
 29 Nash Av Drysdale	3	House	\$550,000	17 Mar 2025
 61 Woodville St Drysdale	4	House	\$750,000	17 Mar 2025
 2/68 High St Drysdale	4	Unit	\$650,000	14 Mar 2025
 3 Ernstine Way Drysdale	2	Unit	\$510,000	14 Mar 2025
 122 High St Drysdale	4	House	\$950,000	08 Mar 2025
 9 Deacon Ct Drysdale	3	House	\$525,000	06 Mar 2025
 93 Clifton Springs Rd Drysdale	4	House	\$670,000	28 Feb 2025
 18 Glengarry Ct Drysdale	6	House	\$1,480,000	19 Feb 2025
 5 Cullen Ct Drysdale	3	House	\$647,500	14 Feb 2025

# Sold Properties~

Address	Bedrooms	Type	Price	Sold
 19 The Glen Drysdale	3	House	\$620,000	14 Feb 2025
 52 Serene Tce Drysdale	3	House	\$620,000	10 Feb 2025
 5/115 High St Drysdale	2	Flat/Unit/Apartment	\$450,000	05 Feb 2025
 3/23-27 Clifton Springs Rd Drysdale	2	Unit	\$462,500	04 Feb 2025
 4/14-16 Kimberley Av Drysdale	2	Townhouse	\$470,000	31 Jan 2025
 2/87 Collins St DRYSDALE	2	Unit	\$495,000	31 Jan 2025
 33 Newfields Dr Drysdale	4	House	\$680,000	31 Jan 2025
 275-291 Jetty Rd Drysdale	5	House	\$1,300,000	30 Jan 2025
 2/21 Princess St Drysdale	2	Flat/Unit/Apartment	\$545,000	22 Jan 2025
 31 Meadowbrook Tce Drysdale	4	House	\$810,000	17 Jan 2025
 131-139 McKiernan St Drysdale	4	House	\$1,760,000	16 Dec 2024
 21 Elgin St Drysdale	4	House	\$970,000	12 Dec 2024

# Sold Properties~

Address	Bedrooms	Type	Price	Sold
 30 Nash Av Drysdale	3	House	\$690,000	10 Dec 2024
 136B High St Drysdale	4	House	\$780,000	06 Dec 2024
 5/11 Bennett St Drysdale	3	Townhouse	\$547,500	29 Nov 2024
 12 Kimberley Av Drysdale	3	House	\$545,000	25 Nov 2024
 17/66 Wyndham St Drysdale	3	House	\$630,000	22 Nov 2024
 36 Palmerston St DRYSDALE	3	House	\$825,000	18 Nov 2024
 4/33 Newcombe St Drysdale	2	House	\$542,500	13 Nov 2024
 1/71 High St Drysdale	3	Flat/Unit/Apartment	\$540,000	11 Nov 2024
 15 Waterhaven Blvd Drysdale	4	House	\$850,000	02 Nov 2024
 18 Bridge St Drysdale	3	House	\$575,000	28 Oct 2024
 11 Station St Drysdale	3	House	\$807,000	15 Oct 2024
 16 Ridley St Drysdale	3	House	\$655,000	12 Oct 2024





[jelliscraig.com.au](https://jelliscraig.com.au)

Data is current as of PDF generation date 01/05/2025

\* Updated Quarterly for the past 12 months

^ Updated daily for the past quarter

~ Updated daily: 33 recent results.

This publication contains data, analytics, statistics and other information supplied by PROPERTYDATAONLINE PTY LTD (PropertyData). The data provided in this publication is of a general nature and should not be construed as specific advice or relied upon in lieu of appropriate professional advice.

PropertyData relies upon data supplied by third parties and while the data is checked and reviewed, PropertyData does not warrant the accuracy or completeness of the information to the full extent permitted by the law and excludes all loss or damage howsoever arising (including through negligence) in connection with the data supplied by PropertyData. The State of Victoria owns the copyright in the Property Sales Data and reproduction of that data in any way without the consent of the State of Victoria will constitute a breach of the Copyright Act 1968 (cth). The State of Victoria does not warrant the accuracy or completeness of the Property Sales Data and any person using or relying upon such information does so on the basis that the State of Victoria accepts no responsibility or liability whatsoever for any errors, faults, defects or omissions in the information supplied.