

Suburb Report

Know your neighbourhood.



Property Prices

Median House Price*

Median

\$2.34m

Quarterly Price Change

0.00% ↓

Median Unit Price*

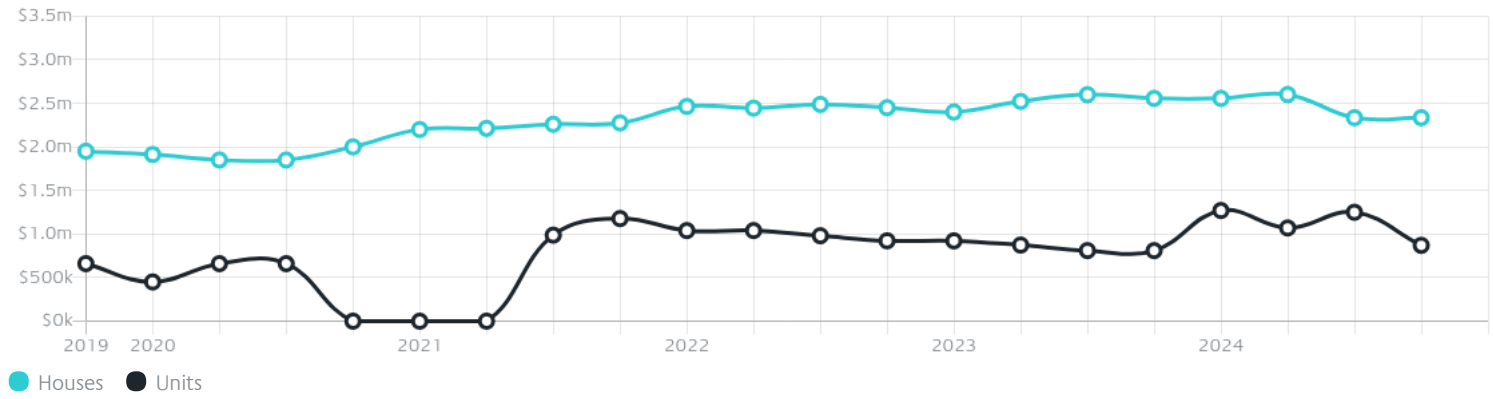
Median

\$870k

Quarterly Price Change

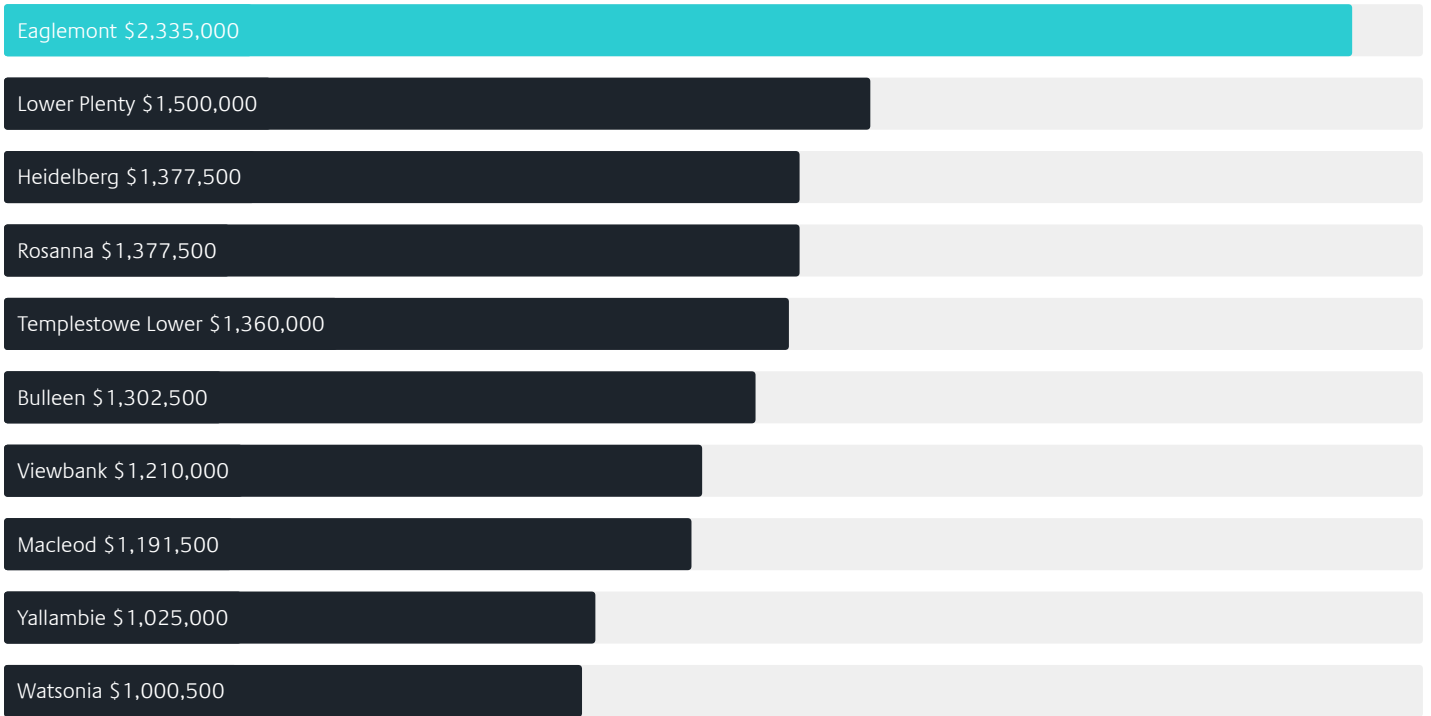
-30.40% ↓

Quarterly Price Change*

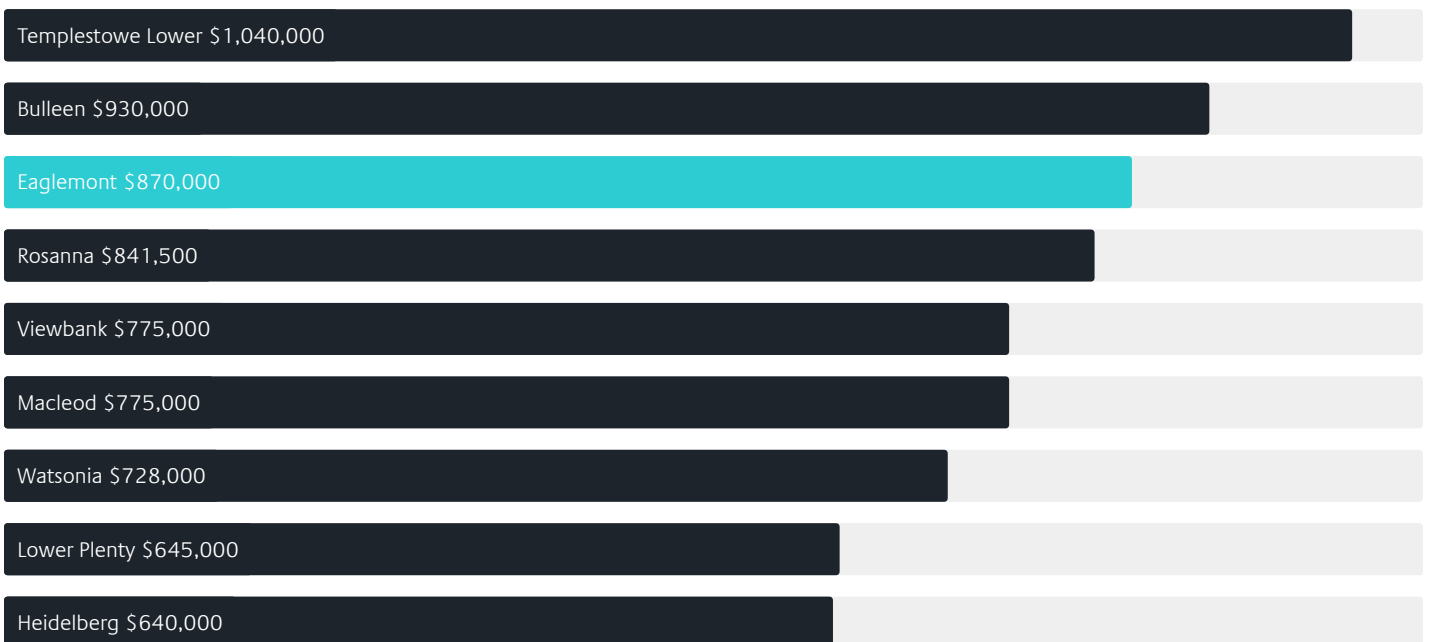


Surrounding Suburbs

Median House Sale Price*



Median Unit Sale Price*



Sales Snapshot

Sale Method^{*}



● Auction 58%
● Private 42%

Auction Clearance Rate^{*}

57.14%

Median Days on Market[^]

27 days

Average Hold Period^{*}

9.2 years

Insights

Dwelling Type[^]



● Houses 79% ● Units 21%

Ownership[^]



● Owned Outright 52% ● Mortgaged 31% ● Rented 18%

Population[^]

3,960

Median Asking Rent per week^{*}

\$830

Population Growth[^]

2.25%

Rental Yield^{*}

1.79%

Median Age[^]













46 years

Median Household Size[^]













2.7 people

Sold Properties~













Discover a snapshot of the most recent results for this suburb, to view the full 12 months of sales history, please go to jellisraig.com.au/suburbinsights

Address	Bedrooms	Type	Price	Sold
 22 The Righi Eaglemont	5	House	\$2,570,000	20 Dec 2024
 31 The Righi Eaglemont	4	House	\$3,000,000	30 Nov 2024
 9/110 Maltravers Rd Eaglemont	2	Apartment	\$680,000	12 Nov 2024
 5 Lawrence St Eaglemont	5	House	\$2,106,000	09 Nov 2024
 38 Mount Eagle Rd Eaglemont	3	House	\$1,730,000	21 Oct 2024
 40 Devon St Eaglemont	4	House	\$1,959,000	20 Oct 2024
 5/126 Locksley Rd Eaglemont	4	Townhouse	\$1,680,000	19 Oct 2024
 2 Caerleon Ct Eaglemont	3	House	\$1,715,000	03 Oct 2024
 28 Ormond Rd Eaglemont	4	House	\$3,220,000	25 Sep 2024
 54 Alandale Rd Eaglemont	2	House	\$1,575,000	21 Sep 2024
 122 The Righi Eaglemont	4	House	\$2,406,500	14 Sep 2024
 8/139 Locksley Rd Eaglemont	2	Townhouse	\$795,000	12 Sep 2024

Sold Properties~

Address	Bedrooms	Type	Price	Sold
 25 Devon St Eaglemont	5	House	\$4,030,000	10 Sep 2024
 109 Studley Rd Eaglemont	4	House	\$1,664,000	09 Sep 2024
 20 The Righi Eaglemont	3	House	\$2,100,000	29 Aug 2024
 362 Lower Heidelberg Rd Eaglemont	3	House	\$1,515,000	25 Aug 2024
 5/10 Ashby Gr Eaglemont	2	Unit	\$580,000	17 Aug 2024
 11 Charlton Rd Eaglemont	4	House	\$2,150,000	03 Aug 2024
 63 Devon St Eaglemont	5	House	\$6,215,000	31 Jul 2024
 102/35 Mount St Eaglemont	2	Apartment	\$1,250,000	28 Jul 2024
 3/129 Studley Rd Eaglemont	2	Unit	\$807,500	27 Jul 2024
 118 Maltravers Rd Eaglemont	3	House	\$1,750,000	27 Jul 2024
 21 Outlook Dr Eaglemont	5	House	\$4,805,000	27 Jul 2024
 2 Ashby Gr Eaglemont	3	House	\$1,875,000	25 Jul 2024

Sold Properties~

Address	Bedrooms	Type	Price	Sold
 101 Banksia St Eaglemont	4	House	\$1,500,000	11 Jul 2024
 43 Outlook Dr Eaglemont	4	House	\$3,380,000	15 Jun 2024
 17 The Righi Eaglemont	4	House	\$2,980,000	14 Jun 2024
 131 Banksia St Eaglemont	3	House	\$1,760,000	06 Jun 2024
 38 Devon St Eaglemont	4	House	\$1,950,000	29 May 2024
 49 Carlsberg Rd Eaglemont	5	House	\$4,530,000	28 May 2024
 87 Banksia St Eaglemont	4	House	\$2,750,000	22 May 2024
 3 Awaba St Eaglemont	5	House	\$3,475,000	19 May 2024
 29 Hawdon St EAGLEMONT	4	House	\$4,200,000	19 May 2024
 54 Maltravers Rd Eaglemont	5	House	\$2,335,000	19 May 2024
 5 Devon St Eaglemont	3	House	\$3,300,000	15 May 2024
 22 Silverdale Rd Eaglemont	5	House	\$2,800,000	11 May 2024

Jellis Craig

Ivanhoe Office
153 Upper Heidelberg Road, Ivanhoe
03 9499 7992

jelliscraig.com.au

Data is current as of PDF generation date 20/01/2025

* Updated Quarterly for the past 12 months

^ Updated daily for the past quarter

~ Updated daily: 33 recent results.

This publication contains data, analytics, statistics and other information supplied by PROPERTYDATAONLINE PTY LTD (PropertyData). The data provided in this publication is of a general nature and should not be construed as specific advice or relied upon in lieu of appropriate professional advice.

PropertyData relies upon data supplied by third parties and while the data is checked and reviewed, PropertyData does not warrant the accuracy or completeness of the information to the full extent permitted by the law and excludes all loss or damage howsoever arising (including through negligence) in connection with the data supplied by PropertyData. The State of Victoria owns the copyright in the Property Sales Data and reproduction of that data in any way without the consent of the State of Victoria will constitute a breach of the Copyright Act 1968 (cth). The State of Victoria does not warrant the accuracy or completeness of the Property Sales Data and any person using or relying upon such information does so on the basis that the State of Victoria accepts no responsibility or liability whatsoever for any errors, faults, defects or omissions in the information supplied.