

# *Suburb Report*

Know your neighbourhood.



# Property Prices

## Median House Price\*

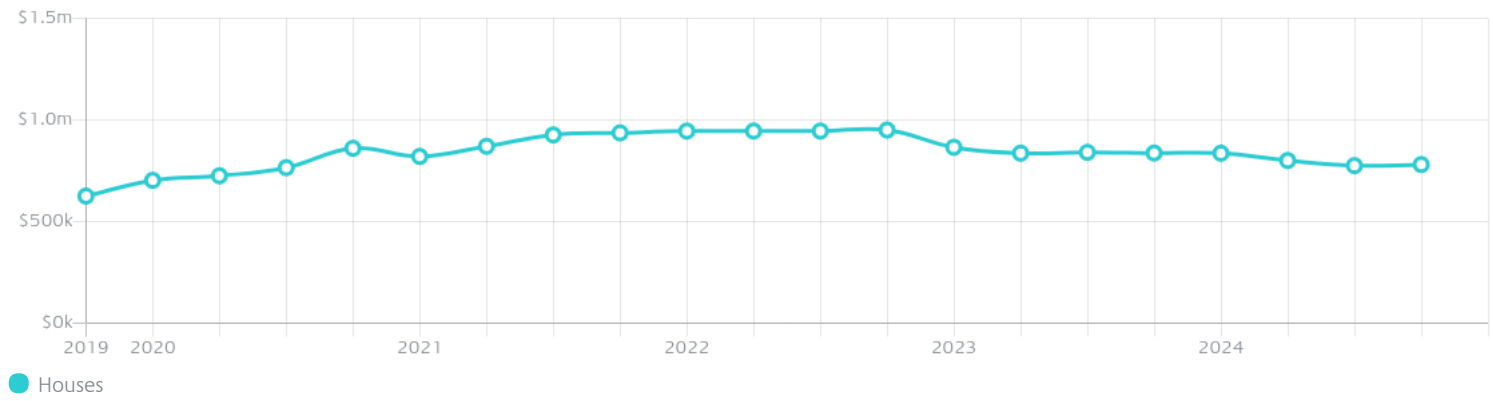
Median

**\$780k**

Quarterly Price Change

**0.64% ↑**

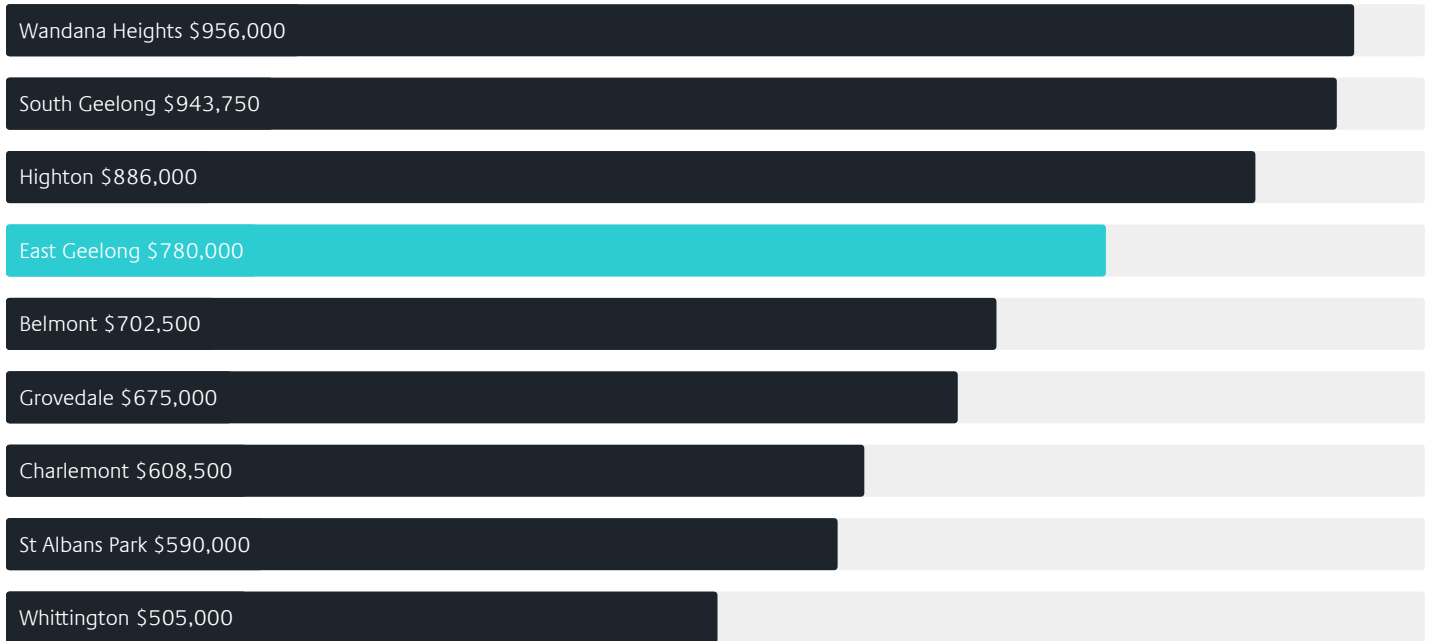
## Quarterly Price Change\*



# Surrounding Suburbs

---

## Median House Sale Price\*



## Median Unit Sale Price\*



# Sales Snapshot

Sale Method<sup>\*</sup>



● Auction 17%  
● Private 83%

Auction Clearance Rate<sup>\*</sup>

100%

Median Days on Market<sup>^</sup>

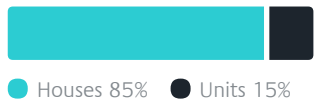
42 days

Average Hold Period<sup>\*</sup>

8.8 years

# Insights

Dwelling Type<sup>^</sup>



● Houses 85% ● Units 15%

Ownership<sup>^</sup>



● Owned Outright 35% ● Mortgaged 37% ● Rented 27%

Population<sup>^</sup>

4,012

Median Asking Rent per week<sup>\*</sup>

\$520

Median Age<sup>^</sup>

40 years

Rental Yield<sup>\*</sup>













3.3%

Median Household Size<sup>^</sup>













2.3 people

# Sold Properties~













Discover a snapshot of the most recent results for this suburb, to view the full 12 months of sales history, please go to [jellisraig.com.au/suburbinsights](https://jellisraig.com.au/suburbinsights)

Address	Bedrooms	Type	Price	Sold
 355 Myers St East Geelong	4	House	\$1,280,000	09 Jan 2025
 47 Denman St East Geelong	3	House	\$750,000	20 Dec 2024
 208 Verner St East Geelong	4	House	\$1,002,500	10 Dec 2024
 394 Myers St East Geelong	3	House	\$825,000	30 Nov 2024
 13 Campbell St East Geelong	2	House	\$601,000	23 Nov 2024
 3/229 Mckillop St East Geelong	2	Flat/Unit/Apartment	\$585,000	22 Nov 2024
 409 Myers St East Geelong	2	House	\$647,500	19 Nov 2024
 37 Loch St East Geelong	2	House	\$755,000	19 Nov 2024
 41 Mcdonald St East Geelong	3	House	\$715,000	08 Nov 2024
 125 Carr St East Geelong	3	House	\$665,000	29 Oct 2024
 1/114 Ormond Rd East Geelong	2	Unit	\$540,000	24 Oct 2024
 2 Richardson St East Geelong	3	House	\$845,000	17 Oct 2024

# Sold Properties~

Address	Bedrooms	Type	Price	Sold
 7 Loch St East Geelong	3	House	\$910,000	17 Oct 2024
 52 St Albans Rd East Geelong	3	House	\$650,000	09 Oct 2024
 32 Grey St East Geelong	3	House	\$614,500	07 Sep 2024
 59 Normanby St East Geelong	3	House	\$810,000	04 Sep 2024
 9a Lomond Tce East Geelong	3	House	\$780,000	02 Sep 2024
 83 Garden St East Geelong	3	House	\$817,000	31 Aug 2024
 2/11 Mcneill Av East Geelong	2	House	\$531,000	21 Aug 2024
 5/450 Ryrie St East Geelong	2	Flat/Unit/Apartment	\$350,000	16 Aug 2024
 289 Myers St East Geelong	3	House	\$680,000	10 Aug 2024
 1/289 Myers St East Geelong	2	Flat/Unit/Apartment	\$680,000	10 Aug 2024
 357 Myers St East Geelong	3	House	\$1,120,000	06 Aug 2024
 7 Mcdonald St East Geelong	3	House	\$1,280,000	02 Aug 2024

# Sold Properties~

Address	Bedrooms	Type	Price	Sold
 30 Lomond Tce EAST GEELONG	3	House	\$665,000	30 Jul 2024
 74 Ormond Rd East Geelong	3	House	\$650,000	19 Jul 2024
 522 Ryrie St East Geelong	3	House	\$650,000	17 Jul 2024
 217 Verner St East Geelong	2	House	\$727,000	04 Jul 2024
 198 Verner St East Geelong	3	House	\$775,000	28 Jun 2024
 47 Mcdonald St East Geelong	2	House	\$912,500	28 Jun 2024
 17 Darling St East Geelong	3	House	\$710,000	27 Jun 2024
 18 Thorne St East Geelong	2	House	\$710,000	01 Jun 2024
 42 Lomond Tce East Geelong	4	House	\$1,430,000	28 May 2024
 488 Ryrie St East Geelong	3	House	\$715,000	21 May 2024
 19 Loftus St EAST GEELONG	4	House	\$740,000	14 May 2024
 207 Kilgour St East Geelong	4	House	\$856,000	14 May 2024

# Jellis Craig

Geelong Office  
205 Pakington Street, Geelong West  
(03) 5222 7772

[jellisraig.com.au](http://jellisraig.com.au)

Data is current as of PDF generation date 01/02/2025

\* Updated Quarterly for the past 12 months

^ Updated daily for the past quarter

~ Updated daily: 33 recent results.

This publication contains data, analytics, statistics and other information supplied by PROPERTYDATAONLINE PTY LTD (PropertyData). The data provided in this publication is of a general nature and should not be construed as specific advice or relied upon in lieu of appropriate professional advice.

PropertyData relies upon data supplied by third parties and while the data is checked and reviewed, PropertyData does not warrant the accuracy or completeness of the information to the full extent permitted by the law and excludes all loss or damage howsoever arising (including through negligence) in connection with the data supplied by PropertyData. The State of Victoria owns the copyright in the Property Sales Data and reproduction of that data in any way without the consent of the State of Victoria will constitute a breach of the Copyright Act 1968 (cth). The State of Victoria does not warrant the accuracy or completeness of the Property Sales Data and any person using or relying upon such information does so on the basis that the State of Victoria accepts no responsibility or liability whatsoever for any errors, faults, defects or omissions in the information supplied.