

**Jellis
Craig**



Suburb Report

Know your neighbourhood.



Property Prices

Median House Price*

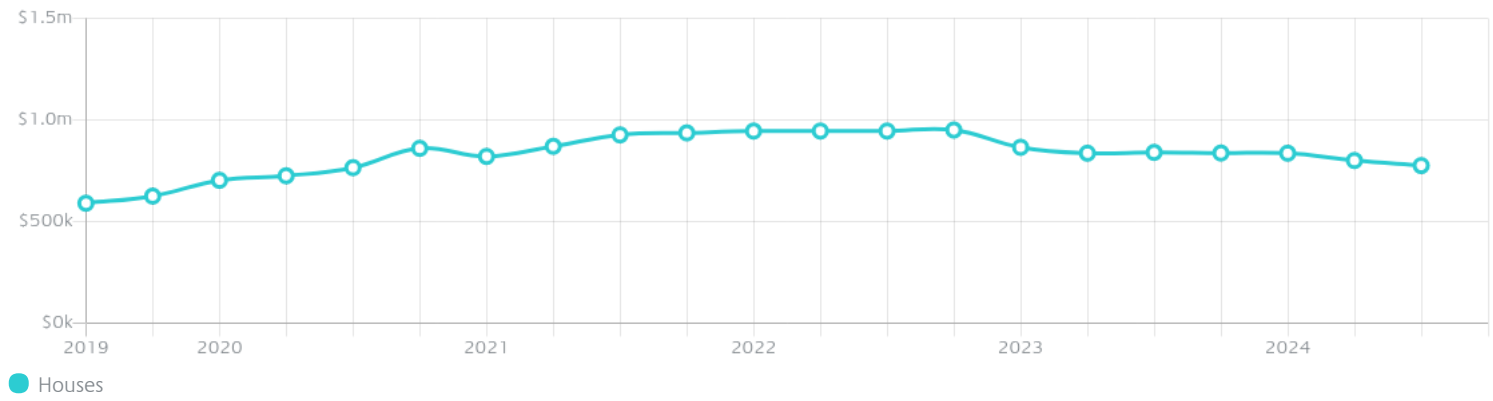
Median

\$775k

Quarterly Price Change

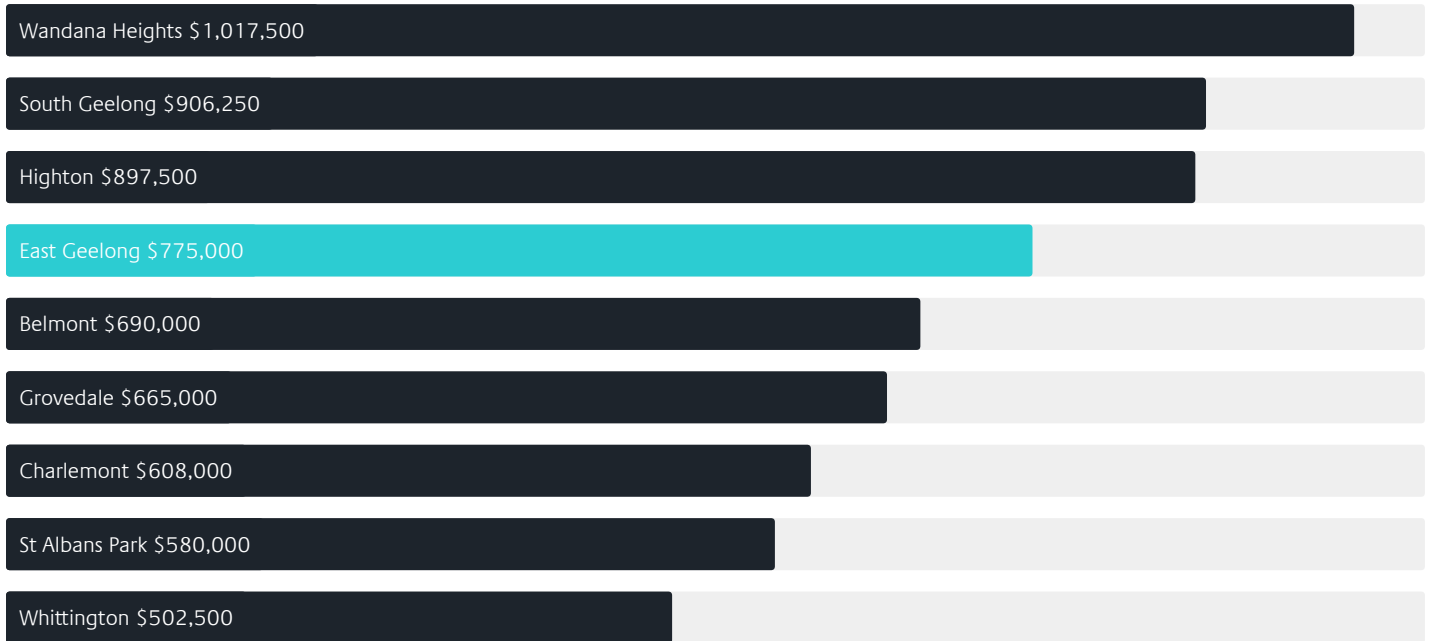
-3.12% ↓

Quarterly Price Change*



Surrounding Suburbs

Median House Sale Price*



Median Unit Sale Price*



Sales Snapshot

Sale Method^{*}



● Auction 15%
● Private 85%

Auction Clearance Rate^{*}

100%

Median Days on Market[^]

17 days

Average Hold Period^{*}

8.8 years

Insights

Dwelling Type[^]



● Houses 85% ● Units 15%

Ownership[^]



● Owned Outright 35% ● Mortgaged 37% ● Rented 27%

Population[^]

4,012

Median Asking Rent per week^{*}

\$490

Median Age[^]

40 years

Rental Yield^{*}













3.3%

Median Household Size[^]













2.3 people

Sold Properties~













Discover a snapshot of the most recent results for this suburb, to view the full 12 months of sales history, please go to jellisicraig.com.au/suburbinsights

| Address | Bedrooms | Type | Price | Sold |
|--|----------|-------|-----------|-------------|
|  47 Denman St East Geelong | 3 | House | \$750,000 | 20 Dec 2024 |
|  4 Alfred St East Geelong | 3 | House | \$815,000 | 09 Dec 2024 |
|  394 Myers St East Geelong | 3 | House | \$825,000 | 30 Nov 2024 |
|  13 Campbell St East Geelong | 2 | House | \$601,000 | 23 Nov 2024 |
|  409 Myers St East Geelong | 2 | House | \$647,500 | 19 Nov 2024 |
|  41 McDonald St East Geelong | 3 | House | \$715,000 | 08 Nov 2024 |
|  125 Carr St East Geelong | 3 | House | \$665,000 | 29 Oct 2024 |
|  1/114 Ormond Rd East Geelong | 2 | Unit | \$540,000 | 24 Oct 2024 |
|  2 Richardson St East Geelong | 3 | House | \$845,000 | 17 Oct 2024 |
|  7 Loch St East Geelong | 3 | House | \$910,000 | 17 Oct 2024 |
|  52 St Albans Rd East Geelong | 3 | House | \$650,000 | 09 Oct 2024 |
|  32 Grey St East Geelong | 3 | House | \$614,500 | 07 Sep 2024 |

Sold Properties~

| Address | Bedrooms | Type | Price | Sold |
|---|----------|---------------------|-------------|-------------|
|  59 Normanby St East Geelong | 3 | House | \$810,000 | 04 Sep 2024 |
|  9a Lomond Tce East Geelong | 3 | House | \$780,000 | 02 Sep 2024 |
|  83 Garden St East Geelong | 3 | House | \$817,000 | 31 Aug 2024 |
|  2/11 Mcneill Av East Geelong | 2 | House | \$531,000 | 21 Aug 2024 |
|  5/450 Ryrie St East Geelong | 2 | Flat/Unit/Apartment | \$350,000 | 16 Aug 2024 |
|  289 Myers St East Geelong | 3 | House | \$680,000 | 10 Aug 2024 |
|  1/289 Myers St East Geelong | 2 | Flat/Unit/Apartment | \$680,000 | 10 Aug 2024 |
|  357 Myers St East Geelong | 3 | House | \$1,120,000 | 06 Aug 2024 |
|  7 McDonald St East Geelong | 3 | House | \$1,280,000 | 02 Aug 2024 |
|  30 Lomond Tce EAST GEELONG | 3 | House | \$665,000 | 30 Jul 2024 |
|  74 Ormond Rd East Geelong | 3 | House | \$650,000 | 19 Jul 2024 |
|  522 Ryrie St East Geelong | 3 | House | \$650,000 | 17 Jul 2024 |

Sold Properties~

| Address | Bedrooms | Type | Price | Sold |
|--|----------|---------------------|-------------|-------------|
|  217 Verner St East Geelong | 2 | House | \$727,000 | 04 Jul 2024 |
|  198 Verner St East Geelong | 3 | House | \$775,000 | 28 Jun 2024 |
|  47 Mcdonald St East Geelong | 2 | House | \$912,500 | 28 Jun 2024 |
|  17 Darling St East Geelong | 3 | House | \$710,000 | 27 Jun 2024 |
|  18 Thorne St East Geelong | 2 | House | \$710,000 | 01 Jun 2024 |
|  42 Lomond Tce East Geelong | 4 | House | \$1,430,000 | 28 May 2024 |
|  488 Ryrie St East Geelong | 3 | House | \$715,000 | 21 May 2024 |
|  19 Loftus St EAST GEELONG | 4 | House | \$740,000 | 14 May 2024 |
|  207 Kilgour St East Geelong | 4 | House | \$856,000 | 14 May 2024 |
|  27 Loch St East Geelong | 2 | House | \$755,000 | 11 May 2024 |
|  348 Myers St East Geelong | 3 | House | \$1,195,000 | 07 May 2024 |
|  2/220 Verner St East Geelong | 3 | Flat/Unit/Apartment | \$670,000 | 04 May 2024 |

Jellis Craig

Geelong Office
205 Pakington Street, Geelong West
(03) 5222 7772

jelliscraig.com.au

Data is current as of PDF generation date 06/01/2025

* Updated Quarterly for the past 12 months

^ Updated daily for the past quarter

~ Updated daily: 33 recent results.

This publication contains data, analytics, statistics and other information supplied by PROPERTYDATAONLINE PTY LTD (PropertyData). The data provided in this publication is of a general nature and should not be construed as specific advice or relied upon in lieu of appropriate professional advice.

PropertyData relies upon data supplied by third parties and while the data is checked and reviewed, PropertyData does not warrant the accuracy or completeness of the information to the full extent permitted by the law and excludes all loss or damage howsoever arising (including through negligence) in connection with the data supplied by PropertyData. The State of Victoria owns the copyright in the Property Sales Data and reproduction of that data in any way without the consent of the State of Victoria will constitute a breach of the Copyright Act 1968 (cth). The State of Victoria does not warrant the accuracy or completeness of the Property Sales Data and any person using or relying upon such information does so on the basis that the State of Victoria accepts no responsibility or liability whatsoever for any errors, faults, defects or omissions in the information supplied.