

Suburb Report

Know your neighbourhood.



Property Prices

Median House Price*

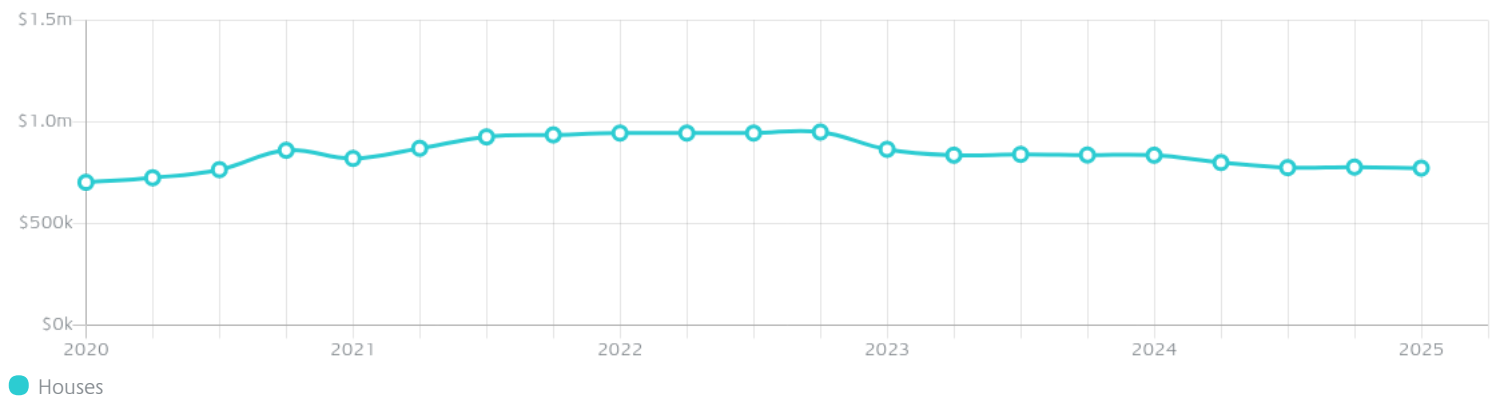
Median

\$773k

Quarterly Price Change

-0.64% ↓

Quarterly Price Change*



Surrounding Suburbs

Median House Sale Price*



Median Unit Sale Price*



Sales Snapshot

Sale Method^{*}



● Auction 22%
● Private 78%

Auction Clearance Rate^{*}

75%

Median Days on Market[^]

37 days

Average Hold Period^{*}

8.8 years

Insights

Dwelling Type[^]



● Houses 85% ● Units 15%

Ownership[^]



● Owned Outright 35% ● Mortgaged 37% ● Rented 27%

Population[^]

4,012

Median Asking Rent per week^{*}

\$520

Median Age[^]

40 years

Rental Yield^{*}













3.3%

Median Household Size[^]













2.3 people

Sold Properties~













Discover a snapshot of the most recent results for this suburb, to view the full 12 months of sales history, please go to jellisraig.com.au/suburbinsights

Address	Bedrooms	Type	Price	Sold
 26 Loch St East Geelong	2	House	\$605,000	17 Apr 2025
 13 Grey St East Geelong	2	House	\$722,000	12 Apr 2025
 21 Loch St EAST GEELONG	3	House	\$896,000	12 Apr 2025
 58 Normanby St East Geelong	4	House	\$830,000	27 Mar 2025
 44 Grey St East Geelong	2	House	\$655,000	27 Mar 2025
 27 Mcdonald St East Geelong	3	House	\$862,000	26 Mar 2025
 175 Verner St EAST GEELONG	3	House	\$787,500	18 Mar 2025
 1 Loftus St East Geelong	3	House	\$352,350	12 Mar 2025
 187 Verner St East Geelong	4	House	\$1,150,000	07 Mar 2025
 2 Walter St East Geelong	3	House	\$580,000	03 Mar 2025
 3 Helen St East Geelong	2	House	\$680,000	24 Feb 2025
 1 / 19 Mcneill Av East Geelong	3	Townhouse	\$629,000	14 Feb 2025

Sold Properties~

Address	Bedrooms	Type	Price	Sold
 10 Anderson St East Geelong	2	House	\$667,500	14 Feb 2025
 3/489 Ryrie St East Geelong	1	Unit	\$290,000	08 Feb 2025
 2/229 Mckillop St East Geelong	3	Flat/Unit/Apartment	\$560,000	03 Feb 2025
 1/526 Ryrie St EAST GEELONG	3	House	\$514,070	30 Jan 2025
 12 Bendle St East Geelong	4	House	\$705,000	25 Jan 2025
 479 Ryrie St EAST GEELONG	5	House	\$985,000	22 Jan 2025
 19 Loch St East Geelong	3	House	\$875,000	14 Jan 2025
 355 Myers St East Geelong	4	House	\$1,280,000	09 Jan 2025
 47 Denman St East Geelong	3	House	\$750,000	20 Dec 2024
 208 Verner St East Geelong	4	House	\$1,002,500	10 Dec 2024
 394 Myers St East Geelong	3	House	\$825,000	30 Nov 2024
 13 Campbell St East Geelong	2	House	\$601,000	23 Nov 2024

Sold Properties~

Address	Bedrooms	Type	Price	Sold
 3/229 Mckillop St East Geelong	2	Flat/Unit/Apartment	\$585,000	22 Nov 2024
 409 Myers St East Geelong	2	House	\$647,500	19 Nov 2024
 37 Loch St East Geelong	2	House	\$755,000	19 Nov 2024
 41 McDonald St East Geelong	3	House	\$715,000	08 Nov 2024
 125 Carr St East Geelong	3	House	\$665,000	29 Oct 2024
 1/114 Ormond Rd East Geelong	2	Unit	\$540,000	24 Oct 2024
 2 Richardson St East Geelong	3	House	\$845,000	17 Oct 2024
 7 Loch St East Geelong	3	House	\$910,000	17 Oct 2024
 52 St Albans Rd East Geelong	3	House	\$650,000	09 Oct 2024
 32 Grey St East Geelong	3	House	\$614,500	07 Sep 2024
 59 Normanby St East Geelong	3	House	\$810,000	04 Sep 2024
 9a Lomond Tce East Geelong	3	House	\$780,000	02 Sep 2024



Geelong Office
205 Pakington Street, Geelong West
(03) 5222 7772

jelliscraig.com.au

Data is current as of PDF generation date 01/05/2025

* Updated Quarterly for the past 12 months

^ Updated daily for the past quarter

~ Updated daily: 33 recent results.

This publication contains data, analytics, statistics and other information supplied by PROPERTYDATAONLINE PTY LTD (PropertyData). The data provided in this publication is of a general nature and should not be construed as specific advice or relied upon in lieu of appropriate professional advice.

PropertyData relies upon data supplied by third parties and while the data is checked and reviewed, PropertyData does not warrant the accuracy or completeness of the information to the full extent permitted by the law and excludes all loss or damage howsoever arising (including through negligence) in connection with the data supplied by PropertyData. The State of Victoria owns the copyright in the Property Sales Data and reproduction of that data in any way without the consent of the State of Victoria will constitute a breach of the Copyright Act 1968 (cth). The State of Victoria does not warrant the accuracy or completeness of the Property Sales Data and any person using or relying upon such information does so on the basis that the State of Victoria accepts no responsibility or liability whatsoever for any errors, faults, defects or omissions in the information supplied.