

# JellisCraig

EAST GEELONG

# Suburb Report

Know your neighbourhood.



EAST GEELONG SUBURB REPORT

Median House Price\*

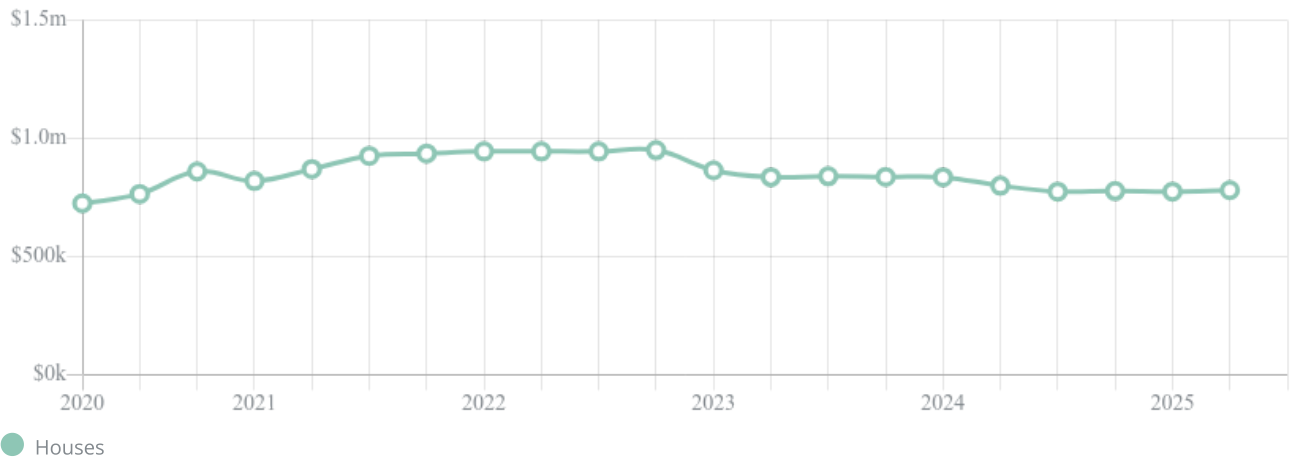
Median

\$781k

Quarterly Price Change

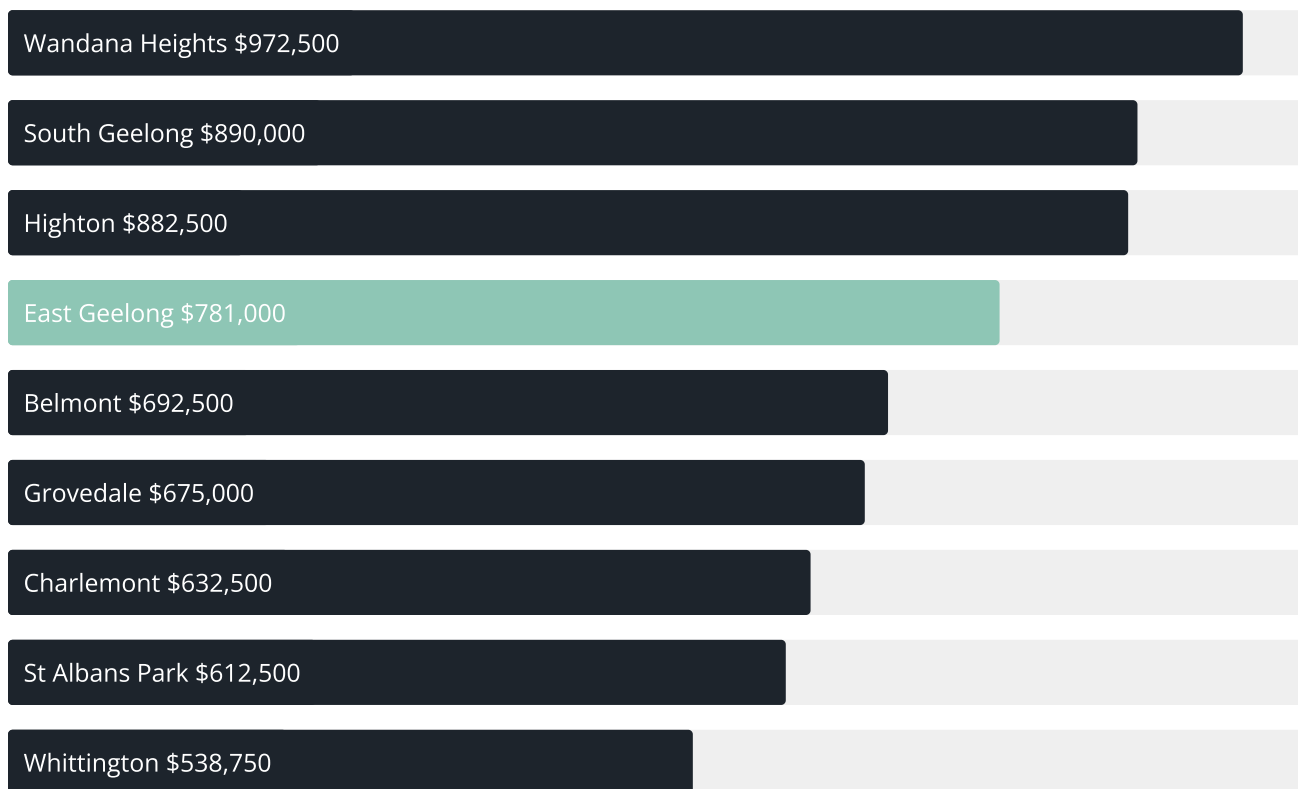
0.77% ↑

Quarterly Price Change\*



## EAST GEELONG SUBURB REPORT

### Median House Sale Price<sup>\*</sup>



### Median Unit Sale Price<sup>\*</sup>



## EAST GEELONG SUBURB REPORT

Sale Method<sup>\*</sup>

● Auction 33%  
● Private 67%

Auction Clearance Rate<sup>\*</sup>

60%

Median Days on Market<sup>^</sup>

27 days

Average Hold Period<sup>\*</sup>

8.8 years

Dwelling Type<sup>^</sup>

● Houses 85% ● Units 15%

Ownership<sup>^</sup>

● Owned Outright 35% ● Mortgaged 37% ● Rented 27%

Population<sup>^</sup>

4,012

Median Asking Rent per week<sup>\*</sup>

\$520

Median Age<sup>^</sup>

40 years

Rental Yield<sup>\*</sup>











3.3%

Median Household Size<sup>^</sup>











2.3 people

## EAST GEELONG SUBURB REPORT











Discover a snapshot of the most recent results for this suburb, to view the full 12 months of sales history, please go to [jellisicraig.com.au/suburbinsights](http://jellisicraig.com.au/suburbinsights)

Address	Bedrooms	Type	Price	Sold
 30 Anderson St East Geelong	4	House	\$995,000	25 Sep 2025
 10 Walter St East Geelong	3	House	\$790,000	21 Sep 2025
 9 Anderson St East Geelong	3	House	\$880,000	10 Sep 2025
 4 Thorne St East Geelong	4	House	\$1,485,500	05 Sep 2025
 26 Grey St East Geelong	3	House	\$930,000	03 Sep 2025
 21 Thorne St East Geelong	3	House	\$1,080,000	09 Aug 2025
 3 Ensby St East Geelong	3	House	\$610,000	21 Jul 2025
 250 Kilgour St EAST GEELONG	2	House	\$702,000	11 Jul 2025
 260 Kilgour St East Geelong	3	House	\$1,240,000	11 Jul 2025
 22 Richmond St East Geelong	3	House	\$905,000	02 Jul 2025

## EAST GEELONG SUBURB REPORT

Address	Bedrooms	Type	Price	Sold
 1/50 Boundary Rd East Geelong	3	House	\$490,000	01 Jul 2025
 2/20 Ormond Rd East Geelong	2	Unit	\$465,000	20 Jun 2025
 192 Verner St East Geelong	3	House	\$1,320,000	12 Jun 2025
 416 Myers St East Geelong	3	House	\$780,000	12 Jun 2025
 48 Humble St East Geelong	4	House	\$851,000	07 Jun 2025
 Ryrie St East Geelong	2	Flat/Unit/Apartment	\$400,000	03 Jun 2025
 6/450 Ryrie St East Geelong	2	Unit	\$400,000	03 Jun 2025
 3/69 Normanby St East Geelong	2	Unit	\$484,000	27 May 2025
 209 Mckillop St East Geelong	3	House	\$781,000	24 May 2025
 2/114 Ormond Rd East Geelong	2	Unit	\$486,000	17 May 2025

## EAST GEELONG SUBURB REPORT

Address	Bedrooms	Type	Price	Sold
 20 Thorne St East Geelong	4	House	\$750,000	17 May 2025
 310 Myers St East Geelong	4	House	\$1,550,000	16 May 2025
 27 Gurr St East Geelong	3	House	\$635,000	16 May 2025
 2 McIntyre St East Geelong	2	House	\$765,000	13 May 2025
 5 McIntyre St East Geelong	2	House	\$790,000	28 Apr 2025
 5 Loftus St EAST GEELONG	4	House	\$975,000	24 Apr 2025
 43A McDonald St East Geelong	3	House	\$890,000	23 Apr 2025
 299 Mckillop St East Geelong	3	House	\$775,000	23 Apr 2025
 26 Loch St East Geelong	2	House	\$605,000	17 Apr 2025
 13 Grey St East Geelong	2	House	\$722,000	12 Apr 2025



Geelong Office  
205 Pakington Street, Geelong West  
(03) 5222 7772

[jellisrcraig.com.au](http://jellisrcraig.com.au)

Data is current as of PDF generation date 01/10/2025

\* Updated Quarterly for the past 12 months

^ Updated daily for the past quarter

~ Updated daily: 33 recent results.

This publication contains data, analytics, statistics and other information supplied by PROPERTYDATAONLINE PTY LTD (PropertyData). The data provided in this publication is of a general nature and should not be construed as specific advice or relied upon in lieu of appropriate professional advice.

PropertyData relies upon data supplied by third parties and while the data is checked and reviewed, PropertyData does not warrant the accuracy or completeness of the information to the full extent permitted by the law and excludes all loss or damage howsoever arising (including through negligence) in connection with the data supplied by PropertyData. The State of Victoria owns the copyright in the Property Sales Data and reproduction of that data in any way without the consent of the State of Victoria will constitute a breach of the Copyright Act 1968 (cth). The State of Victoria does not warrant the accuracy or completeness of the Property Sales Data and any person using or relying upon such information does so on the basis that the State of Victoria accepts no responsibility or liability whatsoever for any errors, faults, defects or omissions in the information supplied.