

Suburb **INSIGHTS**

3184
ELWOOD



Data that shapes your suburb.

**Jellis
Craig**

Property Prices

Median House Price*

Median

\$2.28m

Quarterly Price Change

-0.86% ↓

Median Unit Price*

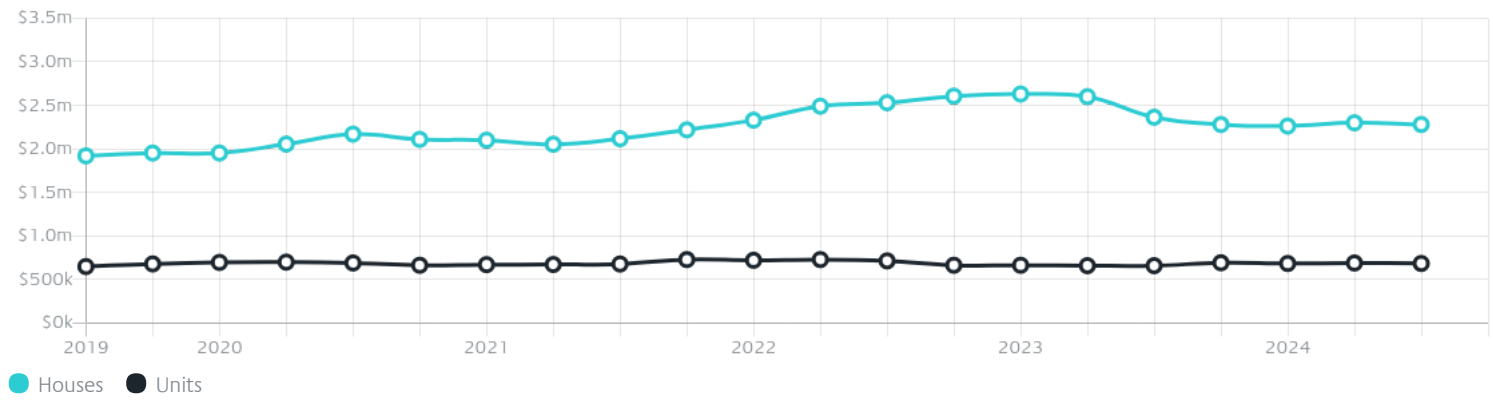
Median

\$685k

Quarterly Price Change

-0.83% ↓

Quarterly Price Change*

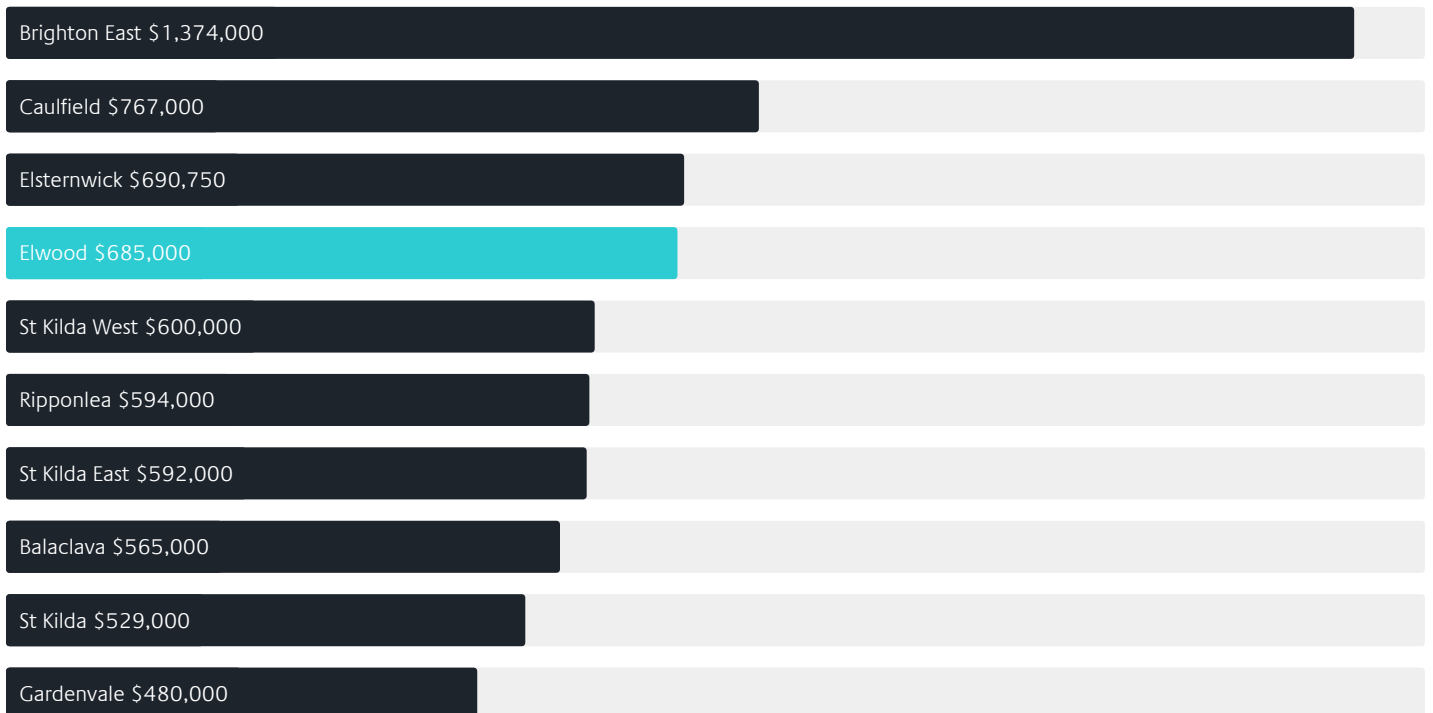


Surrounding Suburbs

Median House Sale Price*



Median Unit Sale Price*



Sales Snapshot

Sale Method^{*}



● Auction 53%
● Private 47%

Auction Clearance Rate^{*}

56.72%

Median Days on Market[^]

27 days

Average Hold Period^{*}

7.6 years

Insights

Dwelling Type[^]



● Houses 14% ● Units 86%

Ownership[^]



● Owned Outright 23% ● Mortgaged 28% ● Rented 49%

Population[^]

15,153

Median Asking Rent per week^{*}

\$950

Population Growth[^]

-2.51%

Rental Yield^{*}

2.17%

Median Age[^]













38 years

Median Household Size[^]













1.9 people

Sold Properties~













Discover a snapshot of the most recent results for this suburb, to view the full 12 months of sales history, please go to jellisraig.com.au/suburbinsights

Address	Bedrooms	Type	Price	Sold
 G09/35 Ormond Rd Elwood	1	Apartment	\$545,000	28 Nov 2024
 72 Byron St Elwood	3	House	\$1,300,000	26 Nov 2024
 1/25 John St Elwood	2	Strata Flat - Single OYO Flat	\$325,000	20 Nov 2024
 25/125 Ormond Rd Elwood	2	Apartment	\$700,000	16 Nov 2024
 1/3 Goldsmith St Elwood	1	Apartment	\$590,000	16 Nov 2024
 4/125 Tennyson St Elwood	1	Apartment	\$310,000	09 Nov 2024
 6/3 Avoca Av Elwood	2	Apartment	\$550,000	09 Nov 2024
 12/3 Wimbledon Av Elwood	1	Apartment	\$440,000	08 Nov 2024
 5/2a Tiuna Gr Elwood	2	Apartment	\$740,000	31 Oct 2024
 10/13 Beach Av Elwood	1	Apartment	\$310,000	31 Oct 2024
 7/6-8 Cyril St Elwood	1	Apartment	\$428,000	30 Oct 2024
 8 Moore St Elwood	2	House	\$1,510,000	29 Oct 2024

Sold Properties~

Address	Bedrooms	Type	Price	Sold
 205/356 Barkly St Elwood	1	Unit	\$550,000	27 Oct 2024
 12/29 Dickens St Elwood	3	Apartment	\$945,000	26 Oct 2024
 6/37 Byron St Elwood	2	Unit	\$830,000	26 Oct 2024
 8/10 Daley St Elwood	1	Apartment	\$355,000	25 Oct 2024
 2/8 Spray St Elwood	2	Apartment	\$545,000	24 Oct 2024
 12/40 Ormond Rd Elwood	1	Apartment	\$357,000	23 Oct 2024
 5/48 Spray St Elwood	2	Apartment	\$604,000	23 Oct 2024
 303/138-140 Ormond Rd Elwood	2	Apartment	\$900,000	22 Oct 2024
 6/12 Selwyn Av Elwood	2	Apartment	\$660,000	21 Oct 2024
 2/29 Pine Av Elwood	2	Apartment	\$830,000	19 Oct 2024
 89a Mitford St ELWOOD	3	House	\$2,290,000	18 Oct 2024
 8/76 Mitford St Elwood	1	Apartment	\$445,000	18 Oct 2024

Sold Properties~

Address	Bedrooms	Type	Price	Sold
 7/53-55 Mitford St ELWOOD	2	Unit	\$825,000	16 Oct 2024
 2/210 Tennyson St Elwood	2	Apartment	\$892,000	16 Oct 2024
 1/16 Byron St Elwood	1	Apartment	\$446,000	16 Oct 2024
 8/11 Bluff Av Elwood	1	Subdivided Flat - Single OYO Flat	\$470,000	15 Oct 2024
 1/65 Tennyson St Elwood	2	Apartment	\$475,000	14 Oct 2024
 18 Docker St Elwood	3	House	\$2,020,000	12 Oct 2024
 2/12 Daley St Elwood	2	Apartment	\$690,000	12 Oct 2024
 2/12 Selwyn Av Elwood	2	Unit	\$675,000	12 Oct 2024
 2/3 Cyril St Elwood	2	Apartment	\$940,000	12 Oct 2024
 7/3 Milton St ELWOOD	2	Apartment	\$730,000	12 Oct 2024
 80 Milton St Elwood	4	House	\$2,180,000	11 Oct 2024
 1/48 Spray St Elwood	2	Apartment	\$665,000	10 Oct 2024

Jellis Craig

Port Phillip Office
332 Montague Street, Albert Park
03 8644 5500

jelliscraig.com.au

Data is current as of PDF generation date 01/12/2024

* Updated Quarterly for the past 12 months

^ Updated daily for the past quarter

~ Updated daily: 33 recent results.

This publication contains data, analytics, statistics and other information supplied by PROPERTYDATAONLINE PTY LTD (PropertyData). The data provided in this publication is of a general nature and should not be construed as specific advice or relied upon in lieu of appropriate professional advice.

PropertyData relies upon data supplied by third parties and while the data is checked and reviewed, PropertyData does not warrant the accuracy or completeness of the information to the full extent permitted by the law and excludes all loss or damage howsoever arising (including through negligence) in connection with the data supplied by PropertyData. The State of Victoria owns the copyright in the Property Sales Data and reproduction of that data in any way without the consent of the State of Victoria will constitute a breach of the Copyright Act 1968 (cth). The State of Victoria does not warrant the accuracy or completeness of the Property Sales Data and any person using or relying upon such information does so on the basis that the State of Victoria accepts no responsibility or liability whatsoever for any errors, faults, defects or omissions in the information supplied.