

# *Suburb Report*

Know your neighbourhood.



# Property Prices

## Median House Price\*

Median

**\$691k**

Quarterly Price Change

**0.14% ↑**

## Median Unit Price\*

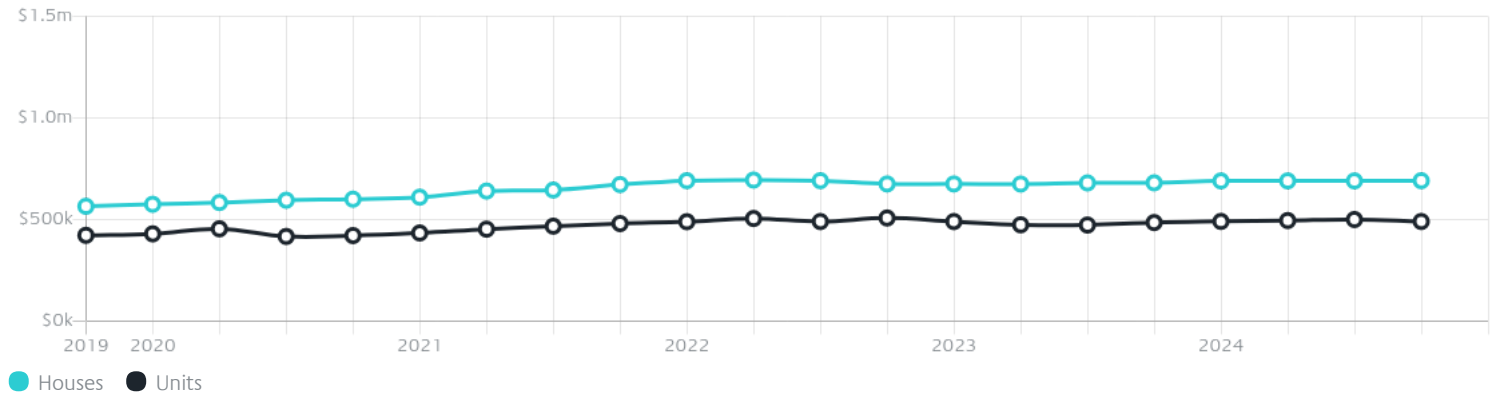
Median

**\$490k**

Quarterly Price Change

**-1.95% ↓**

## Quarterly Price Change\*



# Surrounding Suburbs

---

## Median House Sale Price\*



## Median Unit Sale Price\*



# Sales Snapshot

Sale Method\*



● Auction 51%  
● Private 49%

Auction Clearance Rate\*

81.13%

Median Days on Market^

29 days

Average Hold Period\*

6.6 years

## Insights

Dwelling Type^



● Houses 81% ● Units 19%

Ownership^



● Owned Outright 28% ● Mortgaged 46% ● Rented 26%

Population^

33,489

Median Asking Rent per week\*

\$540

Population Growth^

3.38%

Rental Yield\*

4.01%

Median Age^













35 years

Median Household Size^













2.9 people

# Sold Properties~













Discover a snapshot of the most recent results for this suburb, to view the full 12 months of sales history, please go to [jellisraig.com.au/suburbinsights](https://jellisraig.com.au/suburbinsights)

Address	Bedrooms	Type	Price	Sold
 4 Jamieson Ct Epping	3	House	\$670,000	30 Jan 2025
 1/20 Howard St Epping	2	Unit	\$438,000	30 Jan 2025
 102/78 Epping Rd Epping	1	Unit	\$295,000	28 Jan 2025
 32 Plowman Ct Epping	3	House	\$735,000	28 Jan 2025
 228/1 Jarama Blvd Epping	1	Apartment	\$275,000	25 Jan 2025
 224/1 Jarama Blvd Epping	1	Apartment	\$270,000	22 Jan 2025
 14 Tall Sedge St Epping	3	House	\$610,000	17 Jan 2025
 8 Olive Ct EPPING	3	House	\$648,000	14 Jan 2025
 26 Argus Esp Epping	3	House	\$507,000	13 Jan 2025
 1a Gundara Ct Epping	3	House	\$580,000	09 Jan 2025
 12 Speckled St Epping	4	House	\$800,000	02 Jan 2025
 4 Nuthall Way Epping	4	House	\$1,300,000	23 Dec 2024

# Sold Properties~

Address	Bedrooms	Type	Price	Sold
 14a Supply Dr Epping	2	House	\$580,000	23 Dec 2024
 12 Mossfield Rise Epping	4	Townhouse	\$656,000	23 Dec 2024
 58 Greenfields Dr Epping	4	House	\$921,000	21 Dec 2024
 47/12 Kirkland Ct Epping	2	Unit	\$375,000	19 Dec 2024
 8 Lido Ct Epping	4	House	\$760,000	19 Dec 2024
 19 Bright Av Epping	3	House	\$592,000	19 Dec 2024
 7 Daylesford St Epping	3	House	\$660,000	18 Dec 2024
 1 Camouflage Dr Epping	3	House	\$800,000	14 Dec 2024
 18 Eskay Rd Epping	3	House	\$565,000	14 Dec 2024
 16 Oldfield Pl Epping	3	House	\$765,000	14 Dec 2024
 4 Lynch Cl Epping	5	House	\$742,000	14 Dec 2024
 1 Shields St Epping	3	House	\$691,000	13 Dec 2024

# Sold Properties~

Address	Bedrooms	Type	Price	Sold
 27 Maserati Dr Epping	3	House	\$695,000	11 Dec 2024
 14 Mottled Av Epping	4	House	\$688,500	11 Dec 2024
 205/78 Epping Rd Epping	2	Apartment	\$345,000	10 Dec 2024
 9 Legend Dr Epping	3	House	\$615,000	10 Dec 2024
 3/59 Houston St EPPING	2	House	\$410,000	07 Dec 2024
 19 Lido Ct EPPING	3	House	\$675,000	07 Dec 2024
 9 Touhey Av Epping	3	House	\$786,000	07 Dec 2024
 18 Great Brome Av Epping	3	House	\$582,000	07 Dec 2024
 845 High St Epping	3	House	\$780,000	07 Dec 2024
 10 Winterton Cl Epping	5	House	\$800,000	06 Dec 2024
 11 Fertile St Epping	4	House	\$720,000	05 Dec 2024
 8 Palmero St Epping	2	Townhouse	\$409,000	04 Dec 2024



Northcote Office  
427-431 High Street, Northcote  
03 9403 9300

[jelliscraig.com.au](http://jelliscraig.com.au)

Data is current as of PDF generation date 01/02/2025

\* Updated Quarterly for the past 12 months

^ Updated daily for the past quarter

~ Updated daily: 33 recent results.

This publication contains data, analytics, statistics and other information supplied by PROPERTYDATAONLINE PTY LTD (PropertyData). The data provided in this publication is of a general nature and should not be construed as specific advice or relied upon in lieu of appropriate professional advice.

PropertyData relies upon data supplied by third parties and while the data is checked and reviewed, PropertyData does not warrant the accuracy or completeness of the information to the full extent permitted by the law and excludes all loss or damage howsoever arising (including through negligence) in connection with the data supplied by PropertyData. The State of Victoria owns the copyright in the Property Sales Data and reproduction of that data in any way without the consent of the State of Victoria will constitute a breach of the Copyright Act 1968 (cth). The State of Victoria does not warrant the accuracy or completeness of the Property Sales Data and any person using or relying upon such information does so on the basis that the State of Victoria accepts no responsibility or liability whatsoever for any errors, faults, defects or omissions in the information supplied.