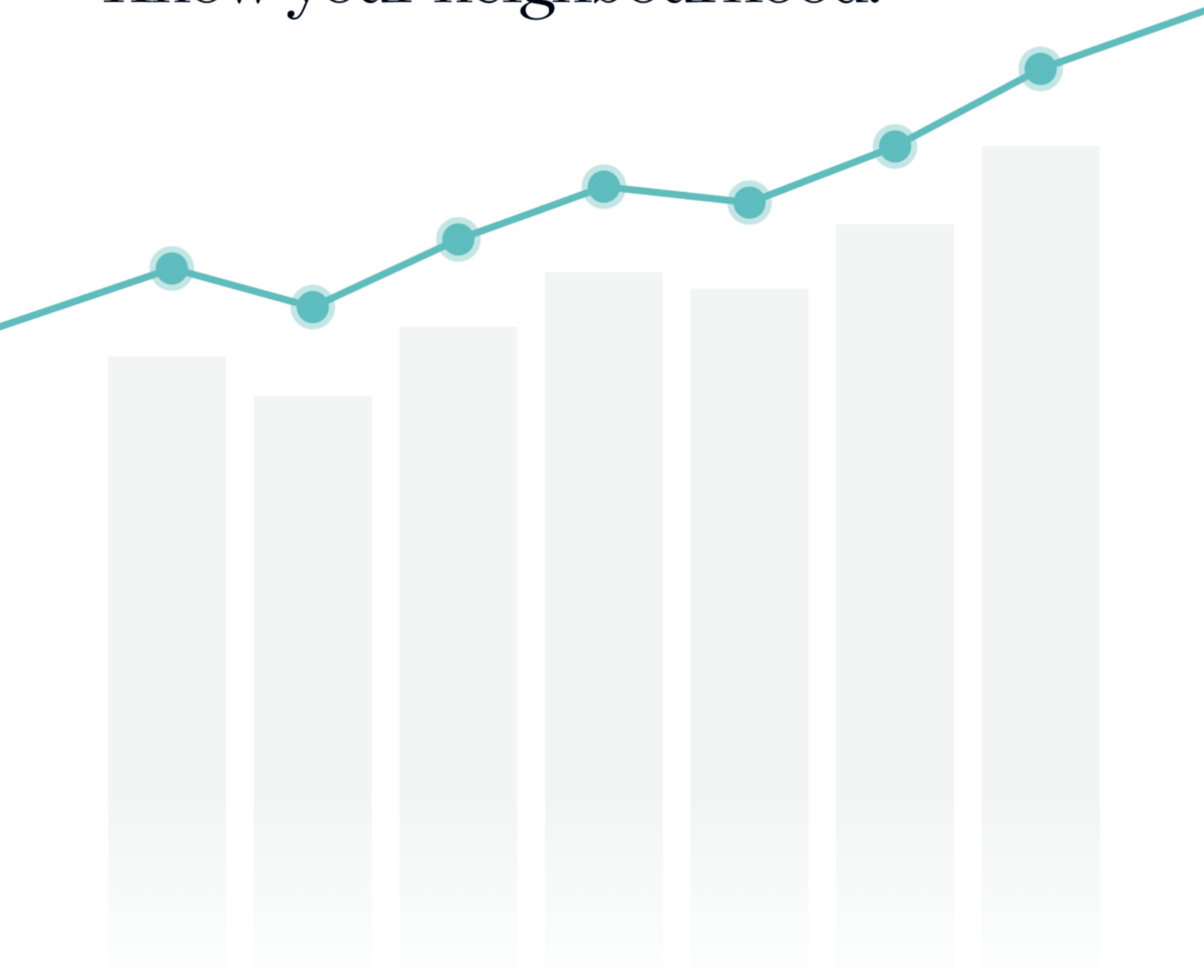


## *Suburb Report*

Know your neighbourhood.



# Property Prices

## Median House Price\*

Median

**\$690k**

Quarterly Price Change

**-0.14% ↓**

## Median Unit Price\*


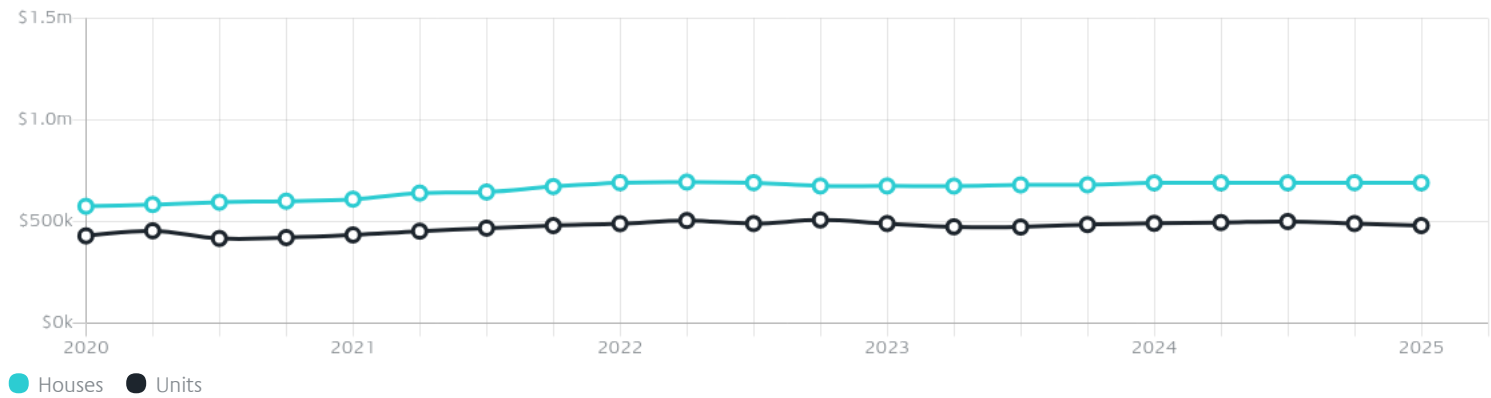
Median

**\$480k**

Quarterly Price Change

**-2.04% ↓**

## Quarterly Price Change\*



# Surrounding Suburbs

---

## Median House Sale Price\*



## Median Unit Sale Price\*



# Sales Snapshot

Sale Method\*



● Auction 65%  
● Private 35%

Auction Clearance Rate\*

86%

Median Days on Market^

29 days

Average Hold Period\*

6.6 years

## Insights

Dwelling Type^



● Houses 81% ● Units 19%

Ownership^



● Owned Outright 28% ● Mortgaged 46% ● Rented 26%

Population^

33,489

Median Asking Rent per week\*

\$540

Population Growth^

3.38%

Rental Yield\*

4.01%

Median Age^










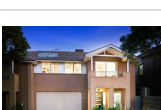


35 years

Median Household Size^













2.9 people

# Sold Properties~

Discover a snapshot of the most recent results for this suburb, to view the full 12 months of sales history, please go to [jellisicraig.com.au/suburbinsights](https://jellisicraig.com.au/suburbinsights)













Address	Bedrooms	Type	Price	Sold
 7 Hermione Tce Epping	3	House	\$512,000	30 Jun 2025
 49 Dargile Cirt Epping	4	House	\$775,000	28 Jun 2025
 2 Helios Wlk Epping	3	Townhouse	\$667,000	28 Jun 2025
 7 Mccarty Av Epping	2	Townhouse	\$560,000	28 Jun 2025
 287 Harvest Home Rd Epping	4	House	\$855,000	28 Jun 2025
 13 Mckillop Av Epping	3	House	\$628,500	28 Jun 2025
 12 The Mears Epping	4	House	\$790,000	26 Jun 2025
 22 Antares Loop Epping	3	Townhouse	\$615,000	25 Jun 2025
 10 Sunrise Ct Epping	4	House	\$730,000	21 Jun 2025
 10 Minerva Rise Epping	4	House	\$707,000	21 Jun 2025
 17 Shaftesbury Dr Epping	3	House	\$635,000	21 Jun 2025
 10 Egerton Gr Epping	6	House	\$1,040,000	21 Jun 2025

# Sold Properties~

Address	Bedrooms	Type	Price	Sold
 325a Findon Rd Epping	3	House	\$701,000	21 Jun 2025
 44 Muller St Epping	3	House	\$783,000	21 Jun 2025
 110/88 Epping Rd Epping	2	Apartment	\$422,000	20 Jun 2025
 10 Campbell St Epping	3	House	\$2,825,000	19 Jun 2025
 382 Harvest Home Rd Epping	3	Townhouse	\$575,000	18 Jun 2025
 26 Granite Outlook Epping	4	House	\$860,000	17 Jun 2025
 11 The Horizon Epping	3	House	\$760,000	14 Jun 2025
 3 Abbey St Epping	4	House	\$850,000	14 Jun 2025
 5 Lynch Cl Epping	4	House	\$761,000	14 Jun 2025
 8 Taberer Ct Epping	5	House	\$1,018,000	14 Jun 2025
 4 Helios Wlk Epping	3	Townhouse	\$657,000	14 Jun 2025
 7 Malachi Pl Epping	4	House	\$770,000	14 Jun 2025



# Sold Properties~

Address	Bedrooms	Type	Price	Sold
 9 Daylesford St Epping	3	House	\$605,000	14 Jun 2025
 16 Eskay Rd Epping	5	House	\$945,000	14 Jun 2025
 9 Daimler Ct Epping	3	House	\$802,000	12 Jun 2025
 56 Brush Rd Epping	4	House	\$780,000	11 Jun 2025
 33 Plowman Ct Epping	3	House	\$730,000	10 Jun 2025
 103/90 Epping Rd Epping	1	Apartment	\$301,000	09 Jun 2025
 21 Lionheart Ct Epping	2	House	\$520,000	06 Jun 2025
 9 Findon Rd Epping	3	House	\$682,500	06 Jun 2025
 25 Maywood Dr Epping	3	House	\$661,000	06 Jun 2025
 4 Healey Dr Epping	5	House	\$1,035,000	02 Jun 2025
 2 Delatite Cl Epping	3	House	\$611,000	31 May 2025
 36/12 Kirkland Ct Epping	2	Unit	\$415,000	31 May 2025



Northcote Office  
427-431 High Street, Northcote  
03 9403 9300

[jelliscraig.com.au](http://jelliscraig.com.au)

Data is current as of PDF generation date 01/07/2025

\* Updated Quarterly for the past 12 months

^ Updated daily for the past quarter

~ Updated daily: 33 recent results.

This publication contains data, analytics, statistics and other information supplied by PROPERTYDATAONLINE PTY LTD (PropertyData). The data provided in this publication is of a general nature and should not be construed as specific advice or relied upon in lieu of appropriate professional advice.

PropertyData relies upon data supplied by third parties and while the data is checked and reviewed, PropertyData does not warrant the accuracy or completeness of the information to the full extent permitted by the law and excludes all loss or damage howsoever arising (including through negligence) in connection with the data supplied by PropertyData. The State of Victoria owns the copyright in the Property Sales Data and reproduction of that data in any way without the consent of the State of Victoria will constitute a breach of the Copyright Act 1968 (cth). The State of Victoria does not warrant the accuracy or completeness of the Property Sales Data and any person using or relying upon such information does so on the basis that the State of Victoria accepts no responsibility or liability whatsoever for any errors, faults, defects or omissions in the information supplied.