

Suburb Report

Know your neighbourhood.



Property Prices

Median House Price*

Median

\$1.79m

Quarterly Price Change

0.70% ↑

Median Unit Price*

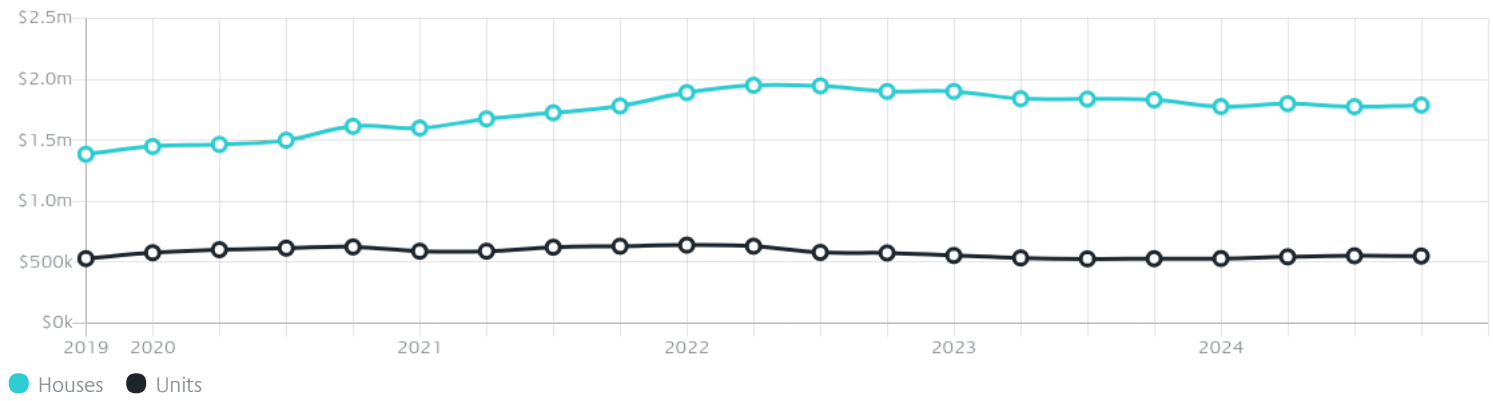
Median

\$550k

Quarterly Price Change

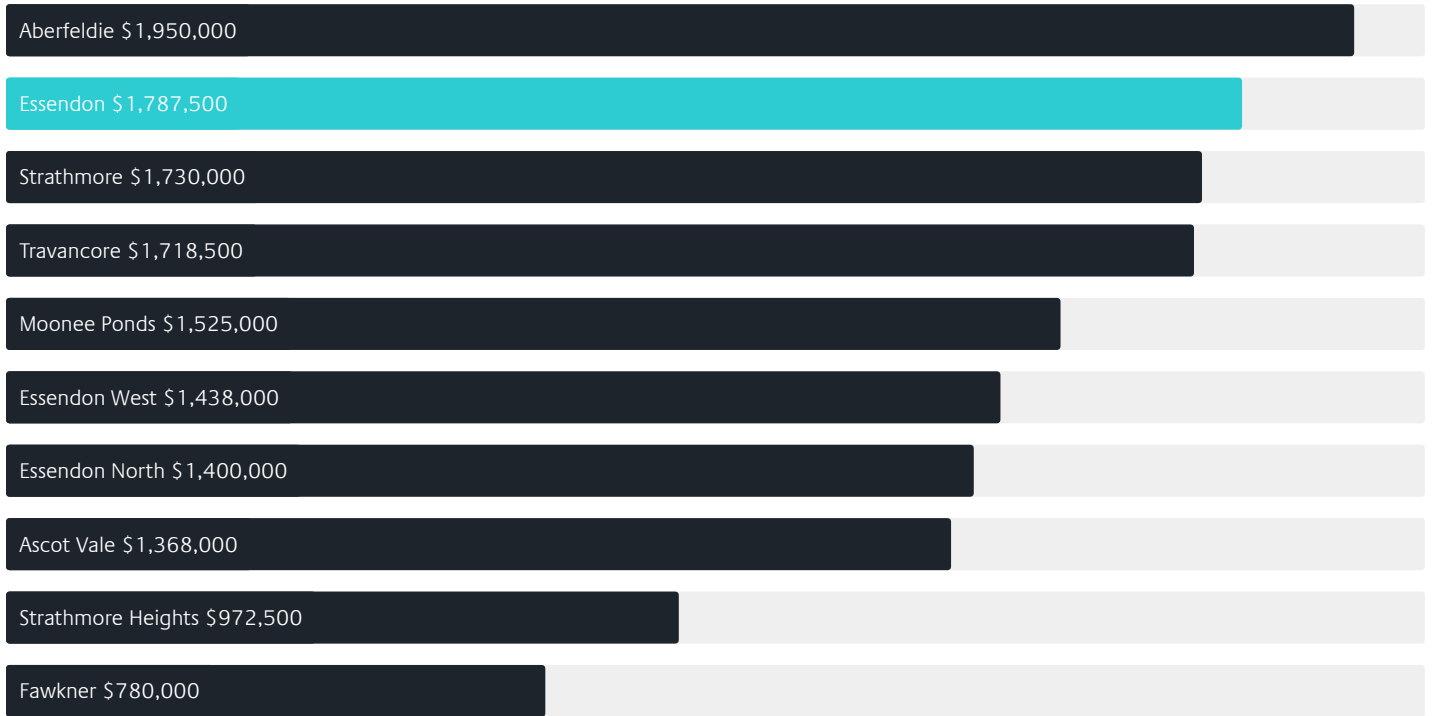
-0.45% ↓

Quarterly Price Change*

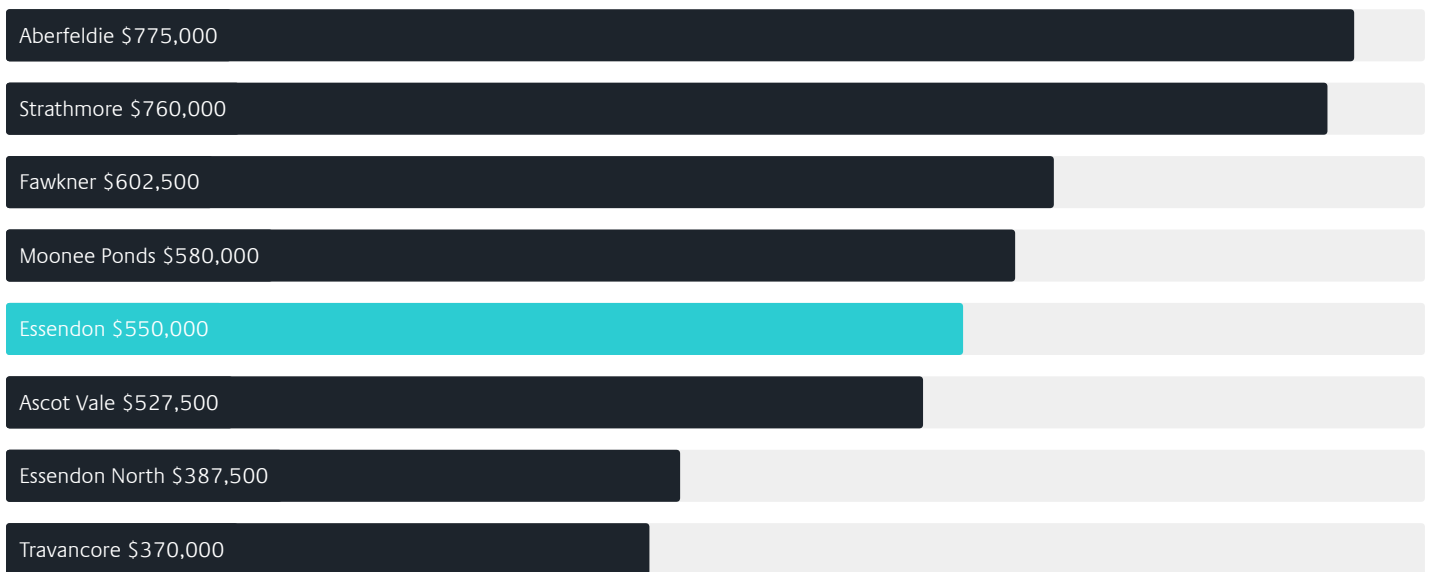


Surrounding Suburbs

Median House Sale Price*



Median Unit Sale Price*



Sales Snapshot

Sale Method^{*}



● Auction 56%
● Private 44%

Auction Clearance Rate^{*}

72.31%

Median Days on Market[^]

26 days

Average Hold Period^{*}

7.7 years

Insights

Dwelling Type[^]



● Houses 47% ● Units 53%

Ownership[^]



● Owned Outright 35% ● Mortgaged 32% ● Rented 33%

Population[^]

21,240

Median Asking Rent per week^{*}

\$728

Population Growth[^]

3.13%

Rental Yield^{*}

2.04%

Median Age[^]













39 years

Median Household Size[^]













2.4 people

Sold Properties~













Discover a snapshot of the most recent results for this suburb, to view the full 12 months of sales history, please go to jellisraig.com.au/suburbinsights

Address	Bedrooms	Type	Price	Sold
 35 Tweedside St Essendon	5	House	\$3,195,000	29 Mar 2025
 67 Glass St Essendon	3	House	\$1,660,000	29 Mar 2025
 3/6 Cooper St Essendon	3	Townhouse	\$960,000	29 Mar 2025
 147 Ogilvie St Essendon	6	House	\$3,120,000	29 Mar 2025
 5/69 Lincoln Rd Essendon	2	Apartment	\$500,000	27 Mar 2025
 209/1142 Mt Alexander Rd Essendon	1	Apartment	\$290,000	24 Mar 2025
 1/246 Buckley St Essendon	1	Unit	\$330,000	23 Mar 2025
 36 Daisy St Essendon	4	House	\$1,765,000	22 Mar 2025
 1/30 Edward St Essendon	2	Villa	\$800,000	22 Mar 2025
 12/82 Raleigh St Essendon	2	Unit	\$615,000	21 Mar 2025
 507/29 Russell St Essendon	2	Apartment	\$600,000	17 Mar 2025
 81 Forrester St Essendon	3	House	\$1,487,500	17 Mar 2025

Sold Properties~

Address	Bedrooms	Type	Price	Sold
 501/29 Russell St Essendon	2	Apartment	\$575,000	17 Mar 2025
 401/29 Russell St Essendon	2	Apartment	\$575,000	17 Mar 2025
 607/29 Russell St Essendon	2	Apartment	\$600,000	17 Mar 2025
 301/29 Russell St Essendon	2	Apartment	\$560,000	17 Mar 2025
 601/29 Russell St Essendon	2	Apartment	\$575,000	17 Mar 2025
 407/29 Russell St Essendon	2	Apartment	\$600,000	17 Mar 2025
 1/10 Bulla Rd Essendon	4	Unit	\$1,085,000	15 Mar 2025
 4/1002 Mt Alexander Rd Essendon	2	Villa	\$670,000	15 Mar 2025
 45 William St Essendon	4	House	\$3,595,000	15 Mar 2025
 1/17 Nimmo St Essendon	2	Apartment	\$555,000	14 Mar 2025
 51 William St Essendon	4	House	\$2,426,000	13 Mar 2025
 17 Forrester St Essendon	3	House	\$1,482,000	13 Mar 2025

Sold Properties~

Address	Bedrooms	Type	Price	Sold
 204/1024 Mt Alexander Rd Essendon	2	Apartment	\$644,000	13 Mar 2025
 403/316 Pascoe Vale Rd Essendon	2	Apartment	\$425,000	13 Mar 2025
 409/314 Pascoe Vale Rd Essendon	3	Flat/Unit/Apartment	\$625,000	10 Mar 2025
 204/29 Russell St Essendon	2	Apartment	\$547,500	08 Mar 2025
 3/14 Mccarron Pde Essendon	2	Apartment	\$636,600	08 Mar 2025
 2/18 Schofield St Essendon	2	Unit	\$630,000	08 Mar 2025
 229 Pascoe Vale Rd Essendon	4	House	\$1,360,000	08 Mar 2025
 12 Tweedside St Essendon	3	House	\$1,100,000	07 Mar 2025
 2/119 Buckley St Essendon	2	Apartment	\$517,000	06 Mar 2025
 15 Mary St Essendon	4	House	\$1,700,000	05 Mar 2025
 25/56 Nicholson St ESSENDON	1	Apartment	\$330,000	05 Mar 2025
 141 Hedderwick St Essendon	3	House (Previously Occupied - Detached)	\$2,395,000	05 Mar 2025



Moonee Valley Office
Level 1, 1070 Mt Alexander Road, Essendon
03 9379 2000

jelliscraig.com.au

Data is current as of PDF generation date 01/04/2025

* Updated Quarterly for the past 12 months

^ Updated daily for the past quarter

~ Updated daily: 33 recent results.

This publication contains data, analytics, statistics and other information supplied by PROPERTYDATAONLINE PTY LTD (PropertyData). The data provided in this publication is of a general nature and should not be construed as specific advice or relied upon in lieu of appropriate professional advice.

PropertyData relies upon data supplied by third parties and while the data is checked and reviewed, PropertyData does not warrant the accuracy or completeness of the information to the full extent permitted by the law and excludes all loss or damage howsoever arising (including through negligence) in connection with the data supplied by PropertyData. The State of Victoria owns the copyright in the Property Sales Data and reproduction of that data in any way without the consent of the State of Victoria will constitute a breach of the Copyright Act 1968 (cth). The State of Victoria does not warrant the accuracy or completeness of the Property Sales Data and any person using or relying upon such information does so on the basis that the State of Victoria accepts no responsibility or liability whatsoever for any errors, faults, defects or omissions in the information supplied.