

Suburb Report

Know your neighbourhood.



Property Prices

Median House Price*

Median

\$1.79m

Quarterly Price Change

0.70% ↑

Median Unit Price*

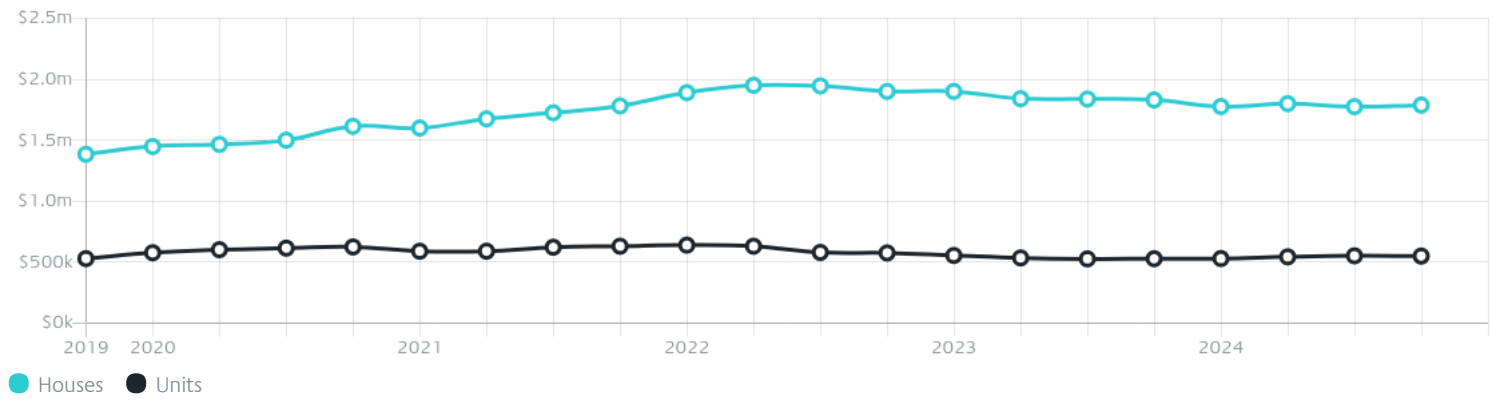
Median

\$550k

Quarterly Price Change

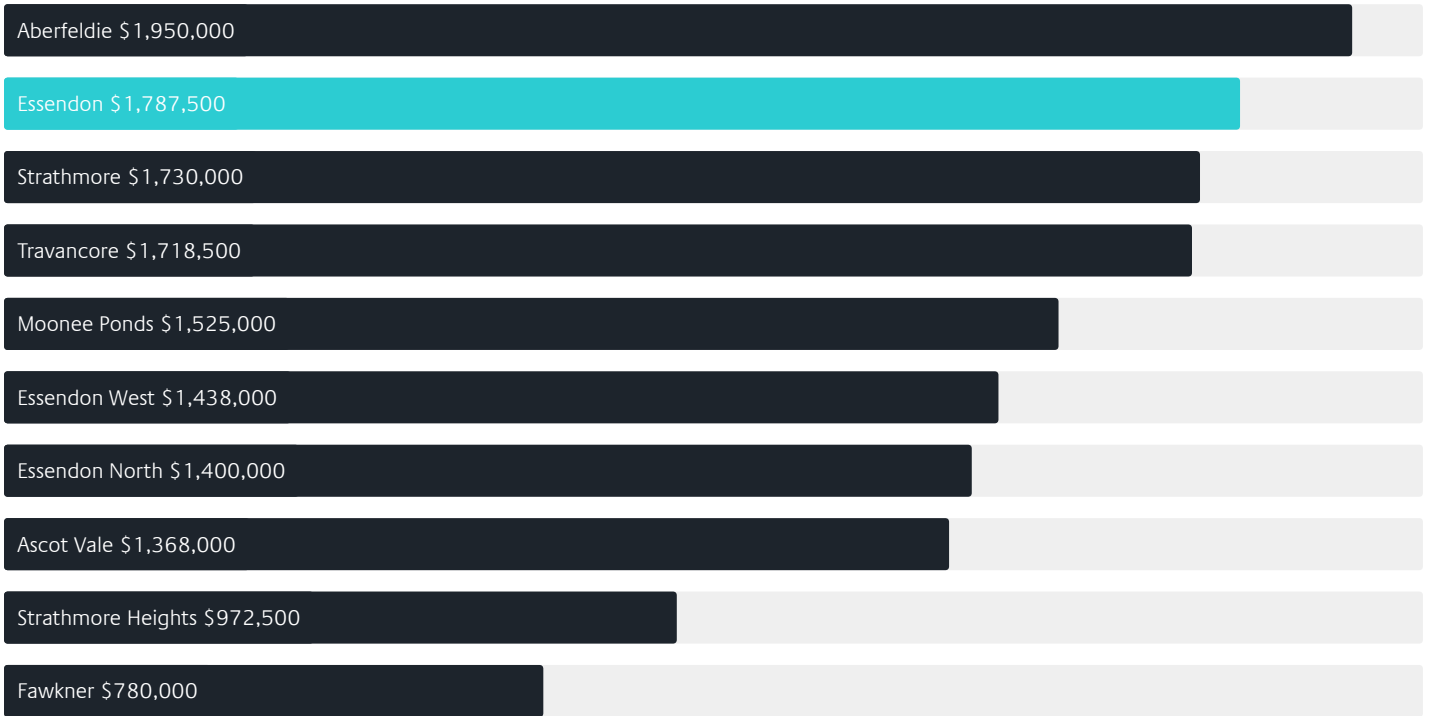
-0.45% ↓

Quarterly Price Change*

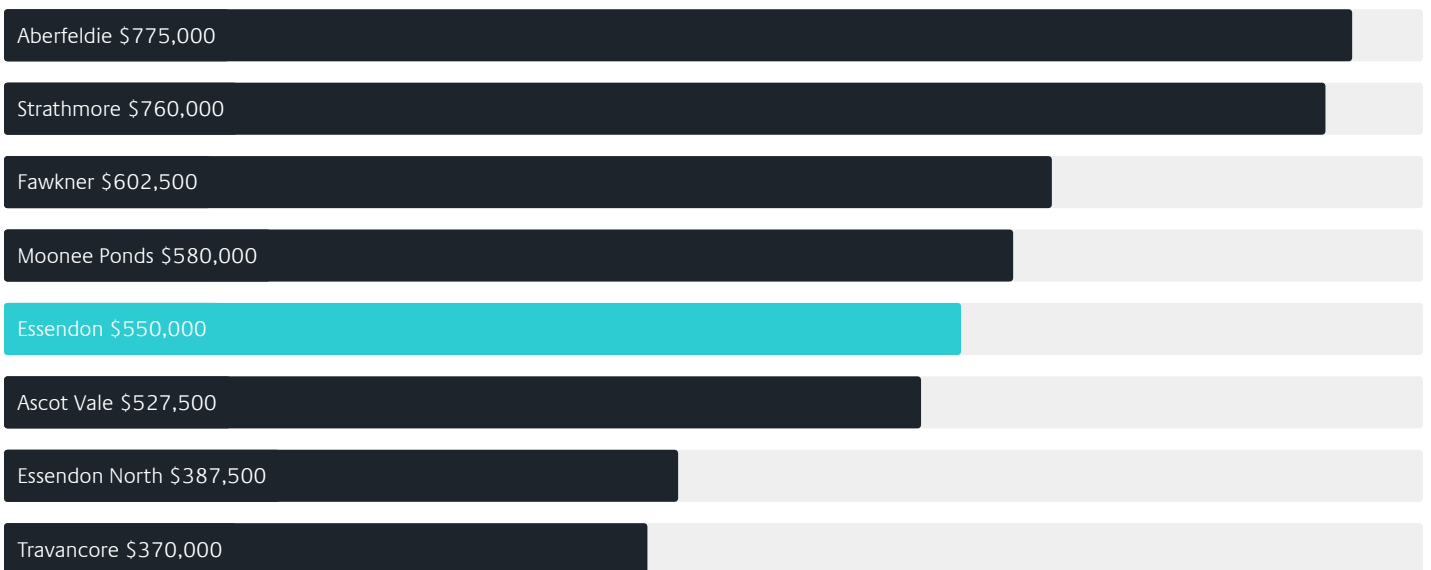


Surrounding Suburbs

Median House Sale Price*



Median Unit Sale Price*



Sales Snapshot

Sale Method^{*}



● Auction 58%
● Private 42%

Auction Clearance Rate^{*}

76.32%

Median Days on Market[^]

29 days

Average Hold Period^{*}

7.7 years

Insights

Dwelling Type[^]



● Houses 47% ● Units 53%

Ownership[^]



● Owned Outright 35% ● Mortgaged 32% ● Rented 33%

Population[^]

21,240

Median Asking Rent per week^{*}

\$728

Population Growth[^]

3.13%

Rental Yield^{*}

2.04%

Median Age[^]













39 years

Median Household Size[^]













2.4 people

Sold Properties~













Discover a snapshot of the most recent results for this suburb, to view the full 12 months of sales history, please go to jellisraig.com.au/suburbinsights

Address	Bedrooms	Type	Price	Sold
 215/1044-1046 Mt Alexander Rd Essendon	2	Apartment	\$412,000	06 Jan 2025
 401/1005 Mt Alexander Rd Essendon	1	Apartment	\$340,000	24 Dec 2024
 118/1050 Mt Alexander Rd Essendon	2	Apartment	\$497,000	22 Dec 2024
 4/17 Nimmo St Essendon	2	Unit	\$545,000	19 Dec 2024
 1/5 Thistle St Essendon	1	Unit	\$397,000	19 Dec 2024
 8/297 Pascoe Vale Rd Essendon	1	Apartment	\$335,000	17 Dec 2024
 8 Forrester St ESSENDON	4	House	\$1,240,000	17 Dec 2024
 20/82 Raleigh St Essendon	2	Apartment	\$490,000	16 Dec 2024
 6/119 Buckley St Essendon	2	Apartment	\$790,000	14 Dec 2024
 5a Spencer St Essendon	4	House	\$1,250,000	14 Dec 2024
 2/157 Bradshaw St Essendon	3	Unit	\$931,000	07 Dec 2024
 95 Market St Essendon	2	House	\$699,000	07 Dec 2024

Sold Properties~

Address	Bedrooms	Type	Price	Sold
 66 Mcpherson St Essendon	3	House	\$1,205,000	07 Dec 2024
 2/77 Tennyson St Essendon	2	Villa	\$769,000	06 Dec 2024
 39 Nimmo St Essendon	3	House	\$2,200,000	06 Dec 2024
 124 Cooper St Essendon	3	House	\$1,200,000	04 Dec 2024
 16/82 Richardson St Essendon	3	Townhouse	\$800,000	04 Dec 2024
 172 Ogilvie St Essendon	6	House	\$2,200,000	03 Dec 2024
 86 Forrester St Essendon	3	House	\$1,015,000	03 Dec 2024
 1/60 Brewster St Essendon	1	Flat	\$425,000	03 Dec 2024
 10/7 Willow St Essendon	2	Apartment	\$490,000	02 Dec 2024
 3/32 Gilbertson St Essendon	2	Villa	\$715,000	01 Dec 2024
 22 Hoddle St Essendon	4	House	\$2,052,000	30 Nov 2024
 118/314 Pascoe Vale Rd Essendon	2	Apartment	\$573,888	30 Nov 2024

Sold Properties~

Address	Bedrooms	Type	Price	Sold
 40 Deakin St Essendon	3	House	\$1,565,000	30 Nov 2024
 13 Raleigh St Essendon	3	House	\$1,480,000	30 Nov 2024
 90 Ogilvie St Essendon	4	House	\$1,600,000	30 Nov 2024
 130 Market St Essendon	4	House	\$15,320,000	29 Nov 2024
 28 Ogilvie St ESSENDON	5	House	\$1,865,000	29 Nov 2024
 108/11 Glass St Essendon	2	Apartment	\$581,000	28 Nov 2024
 6/338 Pascoe Vale Rd Essendon	3	Townhouse	\$788,000	26 Nov 2024
 80 Cooper St Essendon	3	House	\$1,150,000	26 Nov 2024
 3/6 Sturt St Essendon	2	Apartment	\$577,500	25 Nov 2024
 2/33 Grice Cr Essendon	2	Unit	\$672,500	25 Nov 2024
 20/51 Buckley St Essendon	1	Apartment	\$275,000	25 Nov 2024
 3/150 Buckley St Essendon	3	Townhouse	\$9,950,000	23 Nov 2024



Moonee Valley Office
Level 1, 1070 Mt Alexander Road, Essendon
03 9379 2000

jelliscraig.com.au

Data is current as of PDF generation date 20/01/2025

* Updated Quarterly for the past 12 months

^ Updated daily for the past quarter

~ Updated daily: 33 recent results.

This publication contains data, analytics, statistics and other information supplied by PROPERTYDATAONLINE PTY LTD (PropertyData). The data provided in this publication is of a general nature and should not be construed as specific advice or relied upon in lieu of appropriate professional advice.

PropertyData relies upon data supplied by third parties and while the data is checked and reviewed, PropertyData does not warrant the accuracy or completeness of the information to the full extent permitted by the law and excludes all loss or damage howsoever arising (including through negligence) in connection with the data supplied by PropertyData. The State of Victoria owns the copyright in the Property Sales Data and reproduction of that data in any way without the consent of the State of Victoria will constitute a breach of the Copyright Act 1968 (cth). The State of Victoria does not warrant the accuracy or completeness of the Property Sales Data and any person using or relying upon such information does so on the basis that the State of Victoria accepts no responsibility or liability whatsoever for any errors, faults, defects or omissions in the information supplied.