

Suburb Report

Know your neighbourhood.



Property Prices

Median House Price*

Median

\$1.75m

Quarterly Price Change

-0.42% ↓

Median Unit Price*

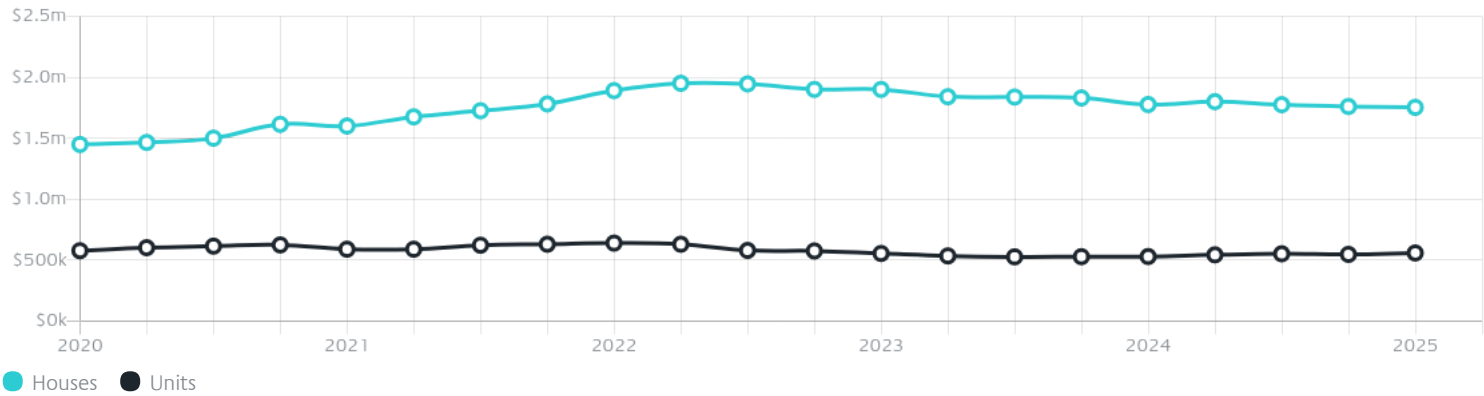
Median

\$559k

Quarterly Price Change

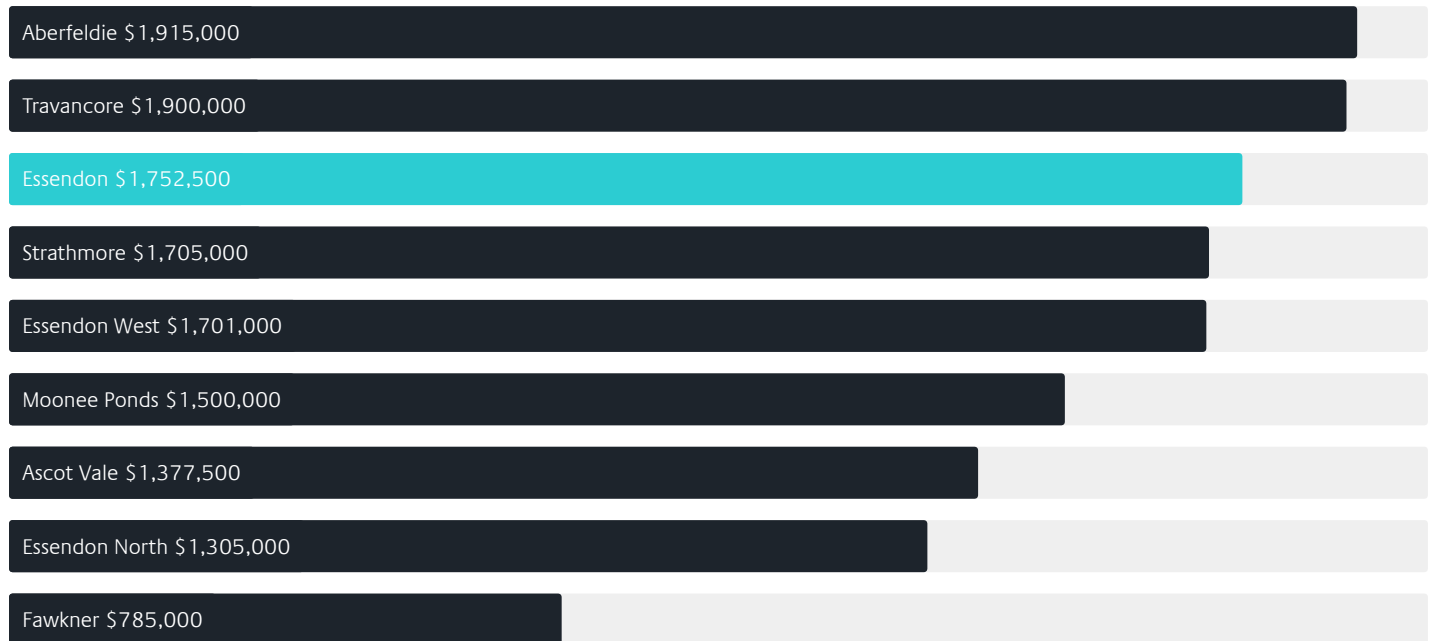
2.10% ↑

Quarterly Price Change*

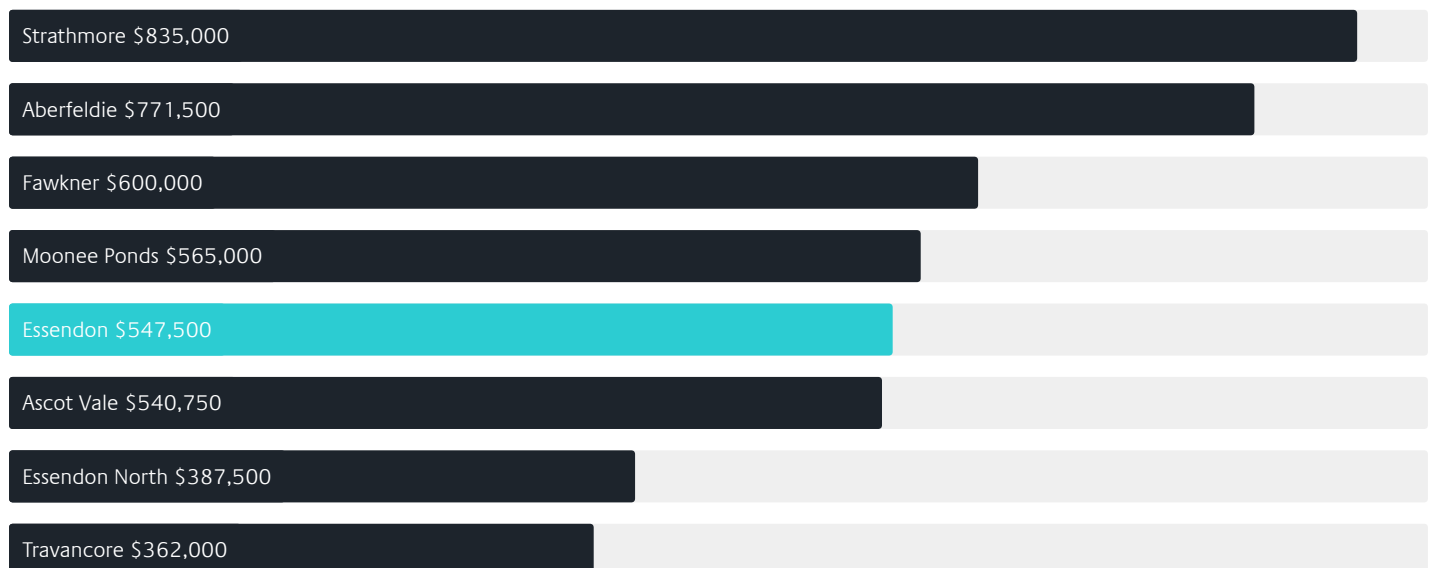


Surrounding Suburbs

Median House Sale Price*



Median Unit Sale Price*



Sales Snapshot

Sale Method*



● Auction 41%
● Private 59%

Auction Clearance Rate*

77.97%

Median Days on Market^

31 days

Average Hold Period*

7.7 years

Insights

Dwelling Type^



● Houses 47% ● Units 53%

Ownership^



● Owned Outright 35% ● Mortgaged 32% ● Rented 33%

Population^

21,240

Median Asking Rent per week*

\$660

Population Growth^

3.13%

Rental Yield*

2.04%

Median Age^













39 years

Median Household Size^













2.4 people

Sold Properties~













Discover a snapshot of the most recent results for this suburb, to view the full 12 months of sales history, please go to jellisicraig.com.au/suburbinsights

Address	Bedrooms	Type	Price	Sold
 202/87-89 Raleigh St Essendon	2	Unit	\$485,000	26 Jun 2025
 2/12 Balmoral St Essendon	2	Unit	\$580,000	24 Jun 2025
 2/224 Pascoe Vale Rd Essendon	2	Townhouse	\$832,000	21 Jun 2025
 2a Graves St Essendon	4	Townhouse	\$1,660,000	21 Jun 2025
 106/1142 Mt Alexander Rd Essendon	1	Apartment	\$310,000	18 Jun 2025
 27 Spencer St Essendon	4	House	\$2,250,000	14 Jun 2025
 41 Mary St Essendon	5	House	\$1,620,000	14 Jun 2025
 3/137a Woodland St Essendon	1	Unit	\$317,500	13 Jun 2025
 114/24 Leake St Essendon	2	Unit	\$480,000	13 Jun 2025
 95 Bradshaw St Essendon	2	House	\$1,270,000	12 Jun 2025
 1/139 Ogilvie St Essendon	3	Unit	\$887,000	07 Jun 2025
 1/244 Pascoe Vale Rd Essendon	2	Townhouse	\$740,000	31 May 2025

Sold Properties~

Address	Bedrooms	Type	Price	Sold
 1/28 Gilbertson St Essendon	2	Unit	\$805,000	31 May 2025
 7/14 Raleigh St Essendon	2	Apartment	\$632,500	31 May 2025
 57 Deakin St Essendon	4	House	\$1,415,000	31 May 2025
 402/1044-1046 Mt Alexander Rd Essendon	1	Apartment	\$330,000	30 May 2025
 1/12 Fletcher St Essendon	2	Unit	\$470,000	29 May 2025
 48 Ogilvie St Essendon	3	House	\$1,425,000	28 May 2025
 302/201 Buckley St Essendon	2	Apartment	\$395,000	28 May 2025
 9/60 Buckley St Essendon	2	Apartment	\$590,000	27 May 2025
 10/30 Richardson St ESSENDON	1	Apartment	\$335,000	27 May 2025
 19/4-6 Winifred St Essendon	2	Townhouse	\$620,000	24 May 2025
 19/6 Winifred St Essendon	2	Flat/Unit/Apartment	\$620,000	24 May 2025
 9 Stanley St Essendon	2	House	\$1,660,000	24 May 2025

Sold Properties~

Address	Bedrooms	Type	Price	Sold
 4/16 Winifred St Essendon	2	Apartment	\$525,500	23 May 2025
 2/158 Napier St Essendon	1	Unit	\$302,000	22 May 2025
 13/213 Buckley St Essendon	3	Apartment	\$751,500	22 May 2025
 103/316 Pascoe Vale Rd Essendon	2	Apartment	\$403,000	21 May 2025
 18/947 Mt Alexander Rd Essendon	2	Unit	\$600,000	17 May 2025
 7a Tweedside St Essendon	5	House	\$2,540,000	17 May 2025
 10 Daisy St Essendon	3	House	\$1,200,000	15 May 2025
 1/123 Roberts St Essendon	3	House	\$1,390,000	14 May 2025
 4 Braemar St Essendon	4	House	\$2,310,000	14 May 2025
 185 Napier St Essendon	3	House	\$1,390,000	12 May 2025
 34 Braemar St Essendon	4	House	\$2,650,000	12 May 2025
 8/1 Fuller St Essendon	2	Flat/Unit/Apartment	\$540,000	11 May 2025



Moonee Valley Office
Level 1, 1070 Mt Alexander Road, Essendon
03 9379 2000

jelliscraig.com.au

Data is current as of PDF generation date 01/07/2025

* Updated Quarterly for the past 12 months

^ Updated daily for the past quarter

~ Updated daily: 33 recent results.

This publication contains data, analytics, statistics and other information supplied by PROPERTYDATAONLINE PTY LTD (PropertyData). The data provided in this publication is of a general nature and should not be construed as specific advice or relied upon in lieu of appropriate professional advice.

PropertyData relies upon data supplied by third parties and while the data is checked and reviewed, PropertyData does not warrant the accuracy or completeness of the information to the full extent permitted by the law and excludes all loss or damage howsoever arising (including through negligence) in connection with the data supplied by PropertyData. The State of Victoria owns the copyright in the Property Sales Data and reproduction of that data in any way without the consent of the State of Victoria will constitute a breach of the Copyright Act 1968 (cth). The State of Victoria does not warrant the accuracy or completeness of the Property Sales Data and any person using or relying upon such information does so on the basis that the State of Victoria accepts no responsibility or liability whatsoever for any errors, faults, defects or omissions in the information supplied.