

JellisCraig

ESSENDON

Suburb Report

Know your neighbourhood.



ESSENDON SUBURB REPORT

Median House Price*

Median

\$1.68m

Quarterly Price Change

-4.27% ↓

Median Unit Price*

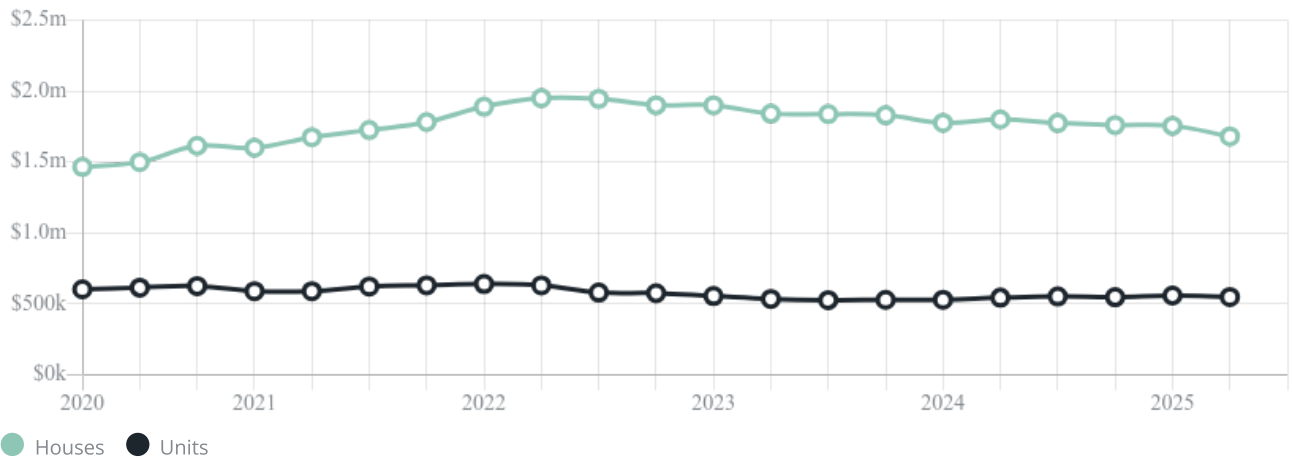
Median

\$549k

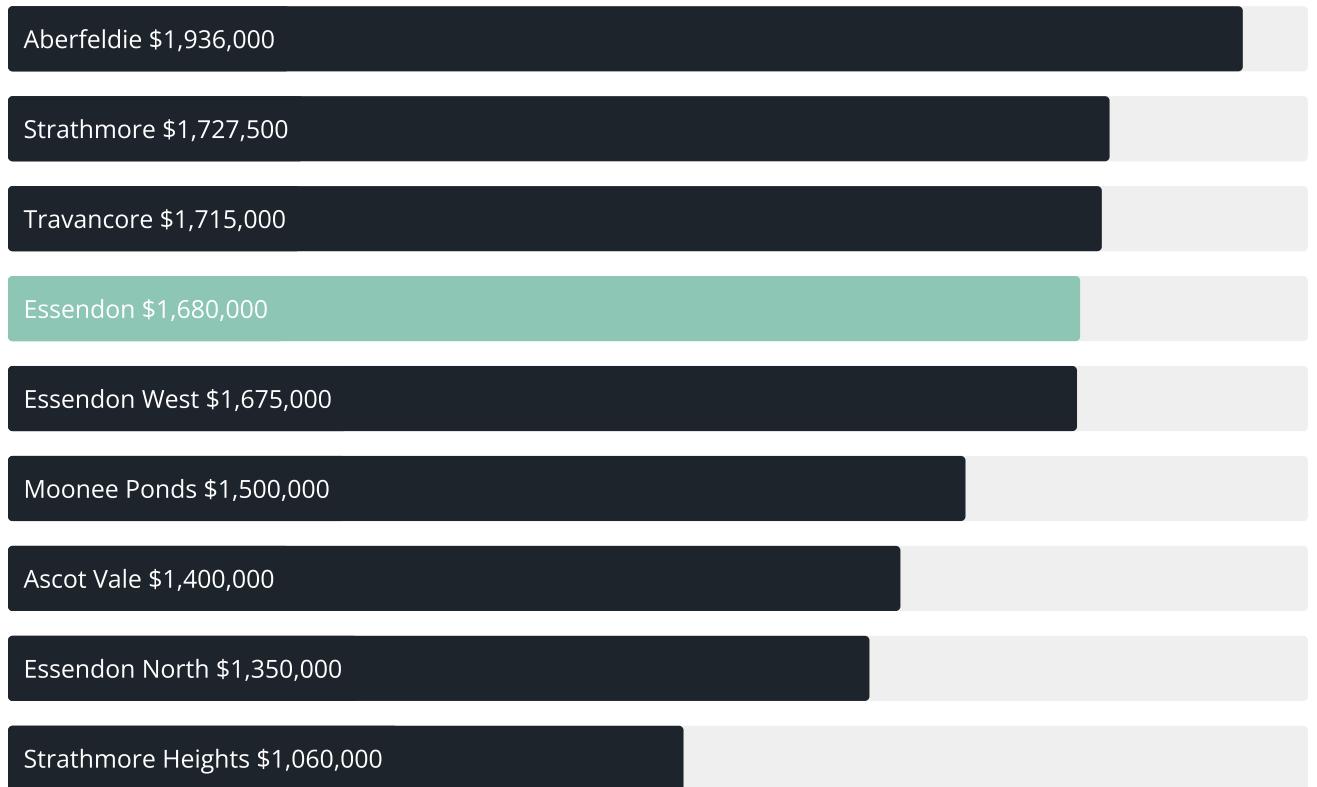
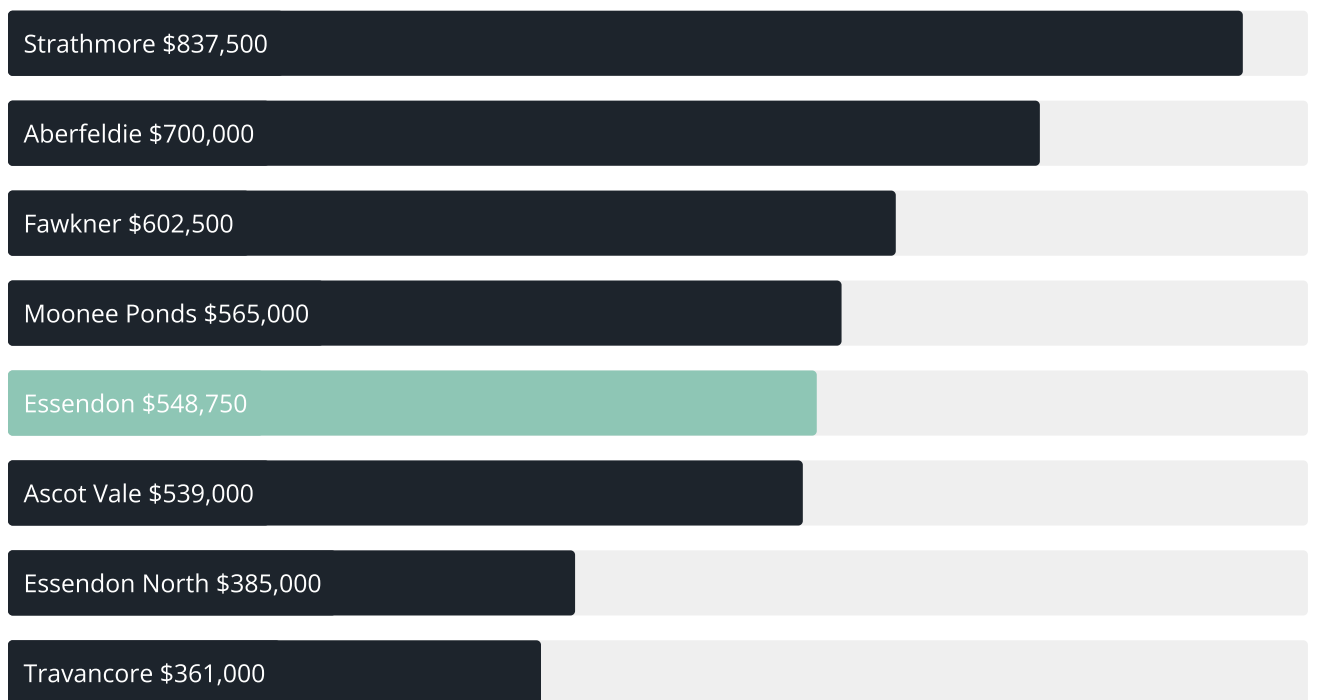
Quarterly Price Change

-1.83% ↓

Quarterly Price Change*



ESSENDON SUBURB REPORT

Median House Sale Price^{*}Median Unit Sale Price^{*}

ESSENDON SUBURB REPORT

Sale Method*



Auction Clearance Rate*

73.68%

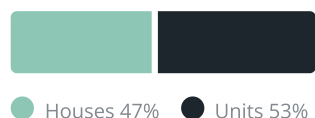
Median Days on Market^

29 days

Average Hold Period*

7.7 years

Dwelling Type^



Ownership^



Population^

21,240

Median Asking Rent per week*

\$695

Population Growth^

3.13%

Rental Yield*

2.04%

Median Age^











39 years

Median Household Size^











2.4 people

ESSENDON SUBURB REPORT











Discover a snapshot of the most recent results for this suburb, to view the full 12 months of sales history, please go to jellisraig.com.au/suburbinsights

| Address | Bedrooms | Type | Price | Sold |
|---|----------|-----------|-------------|-------------|
|  28 Scott St Essendon | 4 | House | \$2,300,000 | 30 Aug 2025 |
|  133 Deakin St ESSENDON | 2 | Unit | \$863,000 | 30 Aug 2025 |
|  122 Market St Essendon | 3 | House | \$1,655,000 | 30 Aug 2025 |
|  7a Warner St Essendon | 2 | Villa | \$853,000 | 30 Aug 2025 |
|  1/19 Ogilvie St Essendon | 3 | Townhouse | \$858,000 | 30 Aug 2025 |
|  48 Roberts St Essendon | 3 | House | \$1,620,000 | 30 Aug 2025 |
|  307/19 Russell St Essendon | 1 | Apartment | \$320,000 | 23 Aug 2025 |
|  12 Garden St Essendon | 3 | House | \$1,410,000 | 23 Aug 2025 |
|  65 Deakin St Essendon | 4 | House | \$1,875,000 | 23 Aug 2025 |
|  46 Market St Essendon | 5 | House | \$3,040,000 | 23 Aug 2025 |

ESSENDON SUBURB REPORT

| Address | Bedrooms | Type | Price | Sold |
|--|----------|-----------|-------------|-------------|
|  6/55 Ogilvie St Essendon | 2 | Apartment | \$447,000 | 22 Aug 2025 |
|  2/156a Napier St Essendon | 1 | Unit | \$305,000 | 21 Aug 2025 |
|  G02/1142 Mt Alexander Rd Essendon | 1 | Apartment | \$299,000 | 21 Aug 2025 |
|  7/60 Buckley St Essendon | 2 | Apartment | \$590,000 | 20 Aug 2025 |
|  3/48 Richardson St Essendon | 2 | Unit | \$621,000 | 18 Aug 2025 |
|  1/16 Fitzgerald Rd Essendon | 2 | Villa | \$815,000 | 16 Aug 2025 |
|  98c Napier St Essendon | 2 | Townhouse | \$1,013,000 | 16 Aug 2025 |
|  8 Spencer St Essendon | 4 | House | \$1,454,000 | 16 Aug 2025 |
|  56a Bradshaw St Essendon | 5 | House | \$2,260,000 | 16 Aug 2025 |
|  2/143 Bradshaw St Essendon | 2 | Unit | \$780,000 | 12 Aug 2025 |

ESSENDON SUBURB REPORT

| Address | Bedrooms | Type | Price | Sold |
|--|----------|---------------------|-------------|----------------|
|  3/50 Deakin St Essendon | 3 | Unit | \$995,000 | 12 Aug 2025 |
|  5/225 Buckley St ESSENDON | 2 | Apartment | \$440,000 | 09 Aug 2025 |
|  1/14 Balmoral St Essendon | 2 | Unit | \$725,500 | 07 Aug 2025 |
|  6/60 Buckley St Essendon | 2 | Apartment | \$560,000 | 06 Aug 2025 |
|  7/22 Fletcher St Essendon | 3 | Townhouse | \$870,000 | 02 Aug 2025 |
|  1/14 Hesleden St Essendon | 2 | Villa | \$760,000 | 02 Aug 2025 |
|  75 Napier Cr Essendon | 4 | House | \$1,935,000 | 02 Aug 2025 |
|  7/18 Fletcher St Essendon | 1 | Flat/Unit/Apartment | \$327,500 | 31 Jul 2025 |
|  18a Lincoln Rd Essendon | 3 | House | \$2,200,000 | 28 Jul 2025 |
|  4/18 Raleigh St Essendon | 2 | Unit | \$570,000 | 26 Jul 2025 |



Moonee Valley Office
Level 1, 1070 Mt Alexander Road, Essendon
03 9379 2000

jellisraig.com.au

Data is current as of PDF generation date 01/09/2025

* Updated Quarterly for the past 12 months

^ Updated daily for the past quarter

~ Updated daily: 33 recent results.

This publication contains data, analytics, statistics and other information supplied by PROPERTYDATAONLINE PTY LTD (PropertyData). The data provided in this publication is of a general nature and should not be construed as specific advice or relied upon in lieu of appropriate professional advice.

PropertyData relies upon data supplied by third parties and while the data is checked and reviewed, PropertyData does not warrant the accuracy or completeness of the information to the full extent permitted by the law and excludes all loss or damage howsoever arising (including through negligence) in connection with the data supplied by PropertyData. The State of Victoria owns the copyright in the Property Sales Data and reproduction of that data in any way without the consent of the State of Victoria will constitute a breach of the Copyright Act 1968 (cth). The State of Victoria does not warrant the accuracy or completeness of the Property Sales Data and any person using or relying upon such information does so on the basis that the State of Victoria accepts no responsibility or liability whatsoever for any errors, faults, defects or omissions in the information supplied.