

JellisCraig

EUREKA

Suburb Report

Know your neighbourhood.



EUREKA SUBURB REPORT

Median House Price*

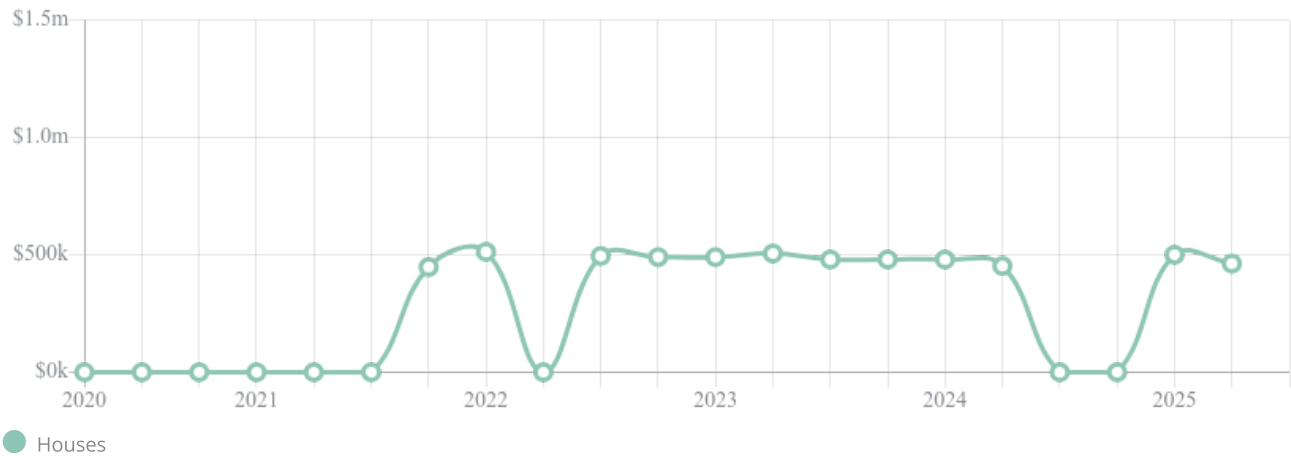
Median

\$463k

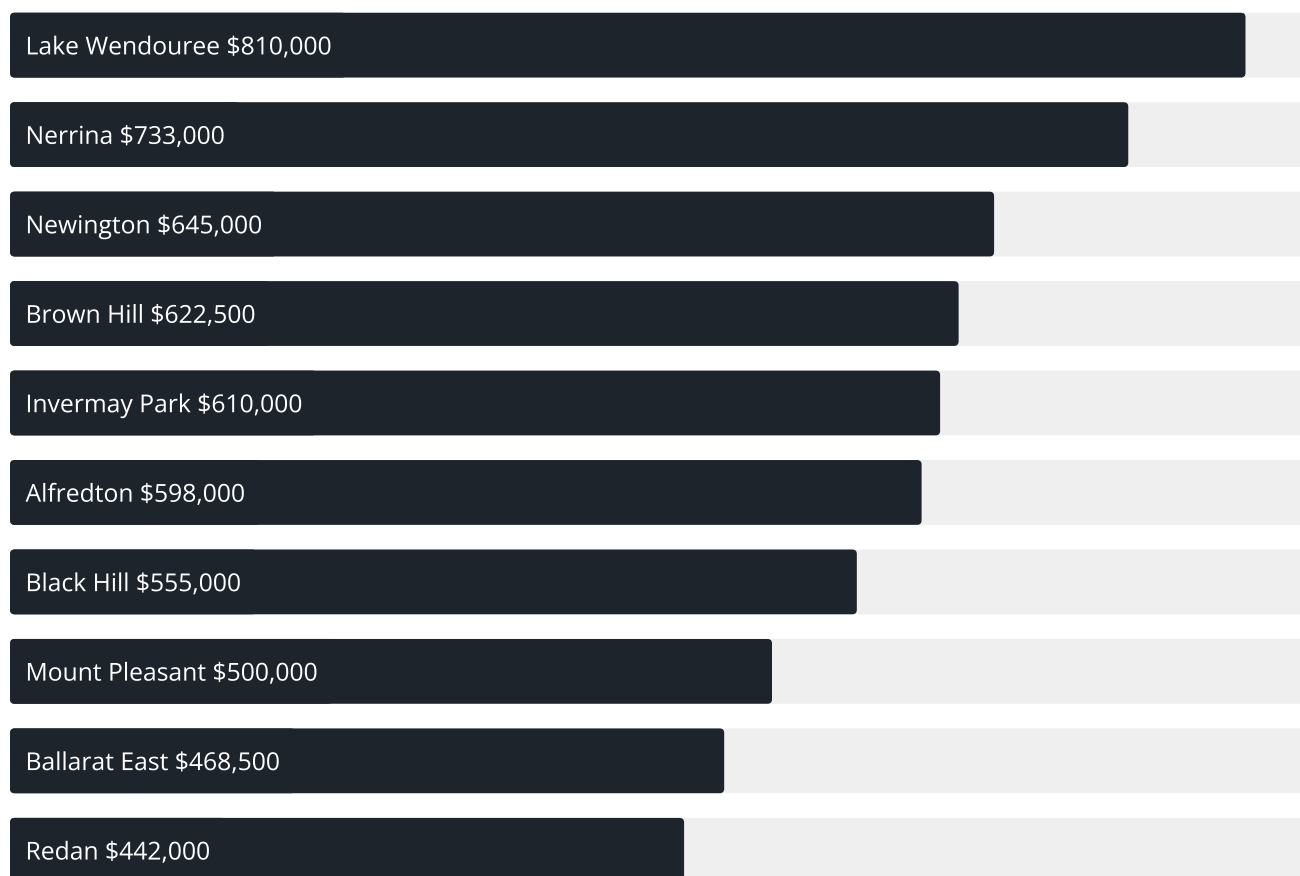
Quarterly Price Change

-7.50%↓

Quarterly Price Change*



Median House Sale Price*



Median Unit Sale Price*



EUREKA SUBURB REPORT

Sale Method*



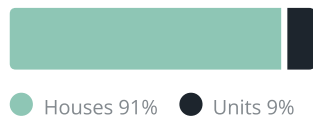
Auction Clearance Rate*

100%

Average Hold Period*

3.6 years

Dwelling Type^



Population^

633

Ownership^



Median Asking Rent per week*

\$370

Population Growth^

1.12%

Rental Yield*

4.15%

Median Age^











38 years

Median Household Size^







2.2 people

EUREKA SUBURB REPORT

Discover a snapshot of the most recent results for this suburb, to view the full 12 months of sales history, please go to jellisraig.com.au/suburbinsights

Address	Bedrooms	Type	Price	Sold
 416 Eureka St Eureka	3	House	\$337,000	21 Jun 2025
 5/405 Eureka St Eureka	2	Townhouse	\$360,000	20 Jun 2025
 29 George St Eureka	4	House	\$895,000	24 Mar 2025
 20 George St EUREKA	4	House	\$570,000	12 Mar 2025
 410 Eureka St Eureka	2	House	\$315,000	11 Feb 2025
 39 George St Eureka	3	House	\$620,000	11 Feb 2025
 224 Kline St Eureka	3	House	\$430,000	05 Feb 2025
 6-7 Eureka Gdns Eureka	3	House	\$505,000	09 Jan 2025
 43 George St Eureka	2	House	\$365,000	01 Dec 2024
 418 Eureka St Eureka	3	House	\$360,000	25 Nov 2024

EUREKA SUBURB REPORT

Address	Bedrooms	Type	Price	Sold
 15 Eureka Gdns Eureka	3	House	\$495,000	29 Oct 2024
 5 Carboni Ct Eureka	3	House	\$380,000	29 Oct 2024
 13 Hafey Ct Eureka	3	House	\$400,000	26 Sep 2024
 11 Joseph St EUREKA	3	House	\$385,000	24 Sep 2024
 1 Carboni Ct Eureka	4	Flat/Unit/Apartment	\$520,000	28 Aug 2024
 26 George St Eureka	3	House	\$640,000	09 Aug 2024



Ballarat Office
1211 Sturt Street, Ballarat
03 5329 2500

jellisraig.com.au

Data is current as of PDF generation date 01/08/2025

* Updated Quarterly for the past 12 months

^ Updated daily for the past quarter

~ Updated daily: 33 recent results.

This publication contains data, analytics, statistics and other information supplied by PROPERTYDATAONLINE PTY LTD (PropertyData). The data provided in this publication is of a general nature and should not be construed as specific advice or relied upon in lieu of appropriate professional advice.

PropertyData relies upon data supplied by third parties and while the data is checked and reviewed, PropertyData does not warrant the accuracy or completeness of the information to the full extent permitted by the law and excludes all loss or damage howsoever arising (including through negligence) in connection with the data supplied by PropertyData. The State of Victoria owns the copyright in the Property Sales Data and reproduction of that data in any way without the consent of the State of Victoria will constitute a breach of the Copyright Act 1968 (cth). The State of Victoria does not warrant the accuracy or completeness of the Property Sales Data and any person using or relying upon such information does so on the basis that the State of Victoria accepts no responsibility or liability whatsoever for any errors, faults, defects or omissions in the information supplied.