

# *Suburb Report*

Know your neighbourhood.



# Property Prices

## Median House Price\*

Median

**\$780k**

Quarterly Price Change

**-0.63% ↓**

## Median Unit Price\*

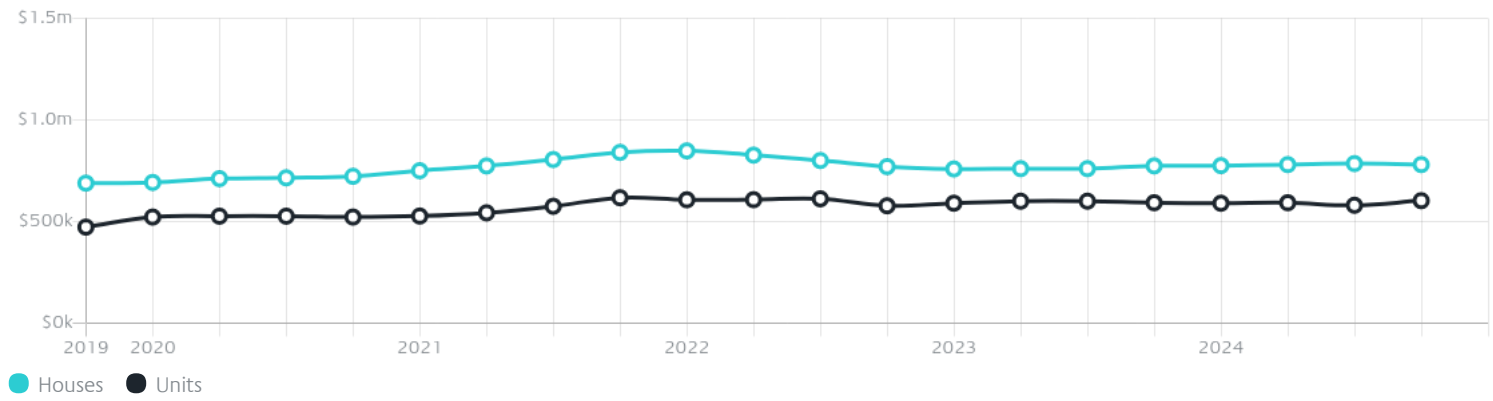
Median

**\$603k**

Quarterly Price Change

**3.87% ↑**

## Quarterly Price Change\*



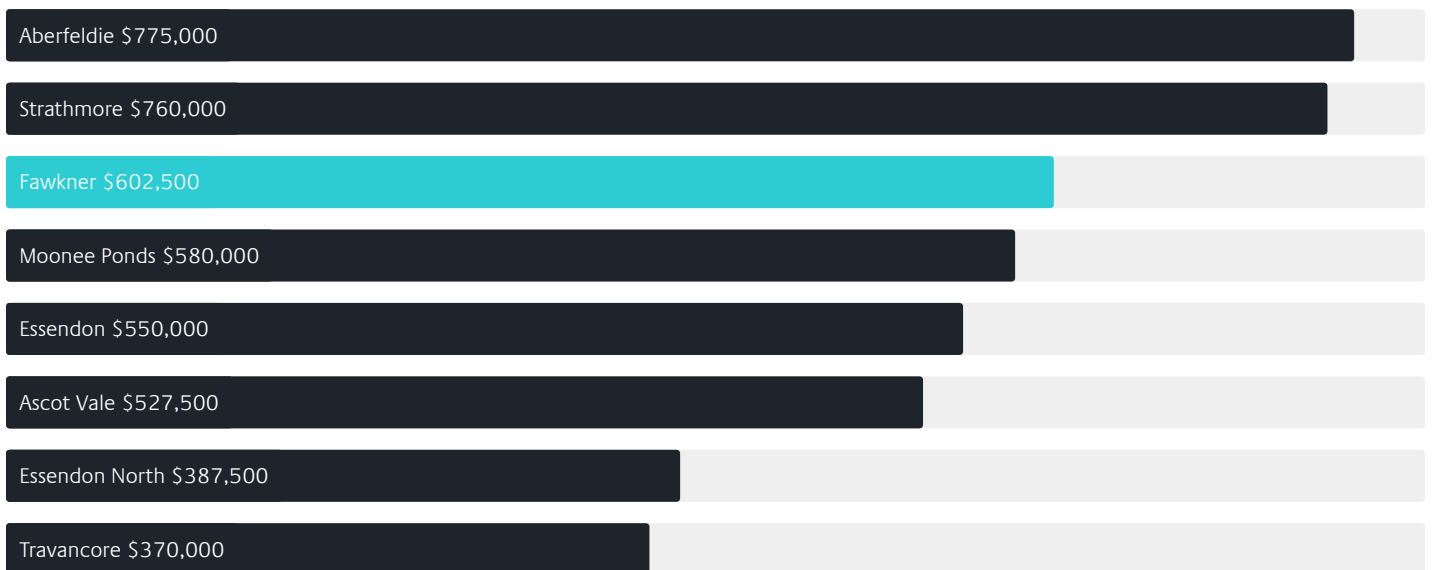
# Surrounding Suburbs

---

## Median House Sale Price\*



## Median Unit Sale Price\*



# Sales Snapshot

## Sale Method<sup>\*</sup>



● Auction 77%  
● Private 23%

## Auction Clearance Rate<sup>\*</sup>

82.93%

## Median Days on Market<sup>^</sup>

31 days

## Average Hold Period<sup>\*</sup>

5.8 years

# Insights

## Dwelling Type<sup>^</sup>



● Houses 84% ● Units 16%

## Ownership<sup>^</sup>



● Owned Outright 41% ● Mortgaged 34% ● Rented 25%

## Population<sup>^</sup>

14,274

## Median Asking Rent per week<sup>\*</sup>

\$550

## Population Growth<sup>^</sup>

1.64%

## Rental Yield<sup>\*</sup>

3.65%

## Median Age<sup>^</sup>













35 years

## Median Household Size<sup>^</sup>













2.8 people

# Sold Properties~













Discover a snapshot of the most recent results for this suburb, to view the full 12 months of sales history, please go to [jellisraig.com.au/suburbinsights](http://jellisraig.com.au/suburbinsights)

Address	Bedrooms	Type	Price	Sold
 2/489b Mahoneys Rd FAWKNER	2	House	\$450,000	29 Mar 2025
 42 James St Fawkner	3	House	\$863,500	29 Mar 2025
 33 Beccles St Fawkner	3	House	\$707,000	29 Mar 2025
 120b Lynch Rd Fawkner	4	House	\$750,000	22 Mar 2025
 5 Link Pde Fawkner	4	House	\$1,000,000	22 Mar 2025
 5 June St Fawkner	3	House	\$820,000	20 Mar 2025
 66 William St Fawkner	3	House	\$1,002,000	15 Mar 2025
 21 Hudson St Fawkner	3	House	\$585,000	15 Mar 2025
 2/10 Shirley St Fawkner	2	Townhouse	\$615,000	14 Mar 2025
 41a Major Rd Fawkner	3	Townhouse	\$640,000	14 Mar 2025
 55b Marlborough St Fawkner	3	House	\$855,000	13 Mar 2025
 8 Claremont St Fawkner	3	House	\$805,000	13 Mar 2025

# Sold Properties~

Address	Bedrooms	Type	Price	Sold
 24 Preston St Fawkner	4	House	\$815,000	13 Mar 2025
 2/5 Glynda St Fawkner	2	Unit	\$628,500	12 Mar 2025
 40 Lynch Rd Fawkner	5	House	\$990,000	12 Mar 2025
 17 Mcdougall St Fawkner	3	House	\$766,000	08 Mar 2025
 27 Beccles St Fawkner	3	House	\$650,000	07 Mar 2025
 7 Wyuna St Fawkner	4	House	\$843,000	05 Mar 2025
 21 Elsa St Fawkner	3	House	\$776,000	04 Mar 2025
 14 Brian St Fawkner	3	House	\$734,000	01 Mar 2025
 16 Dorothy St Fawkner	3	House	\$690,000	01 Mar 2025
 7 Imaroo St Fawkner	5	House	\$1,215,000	27 Feb 2025
 1/1100 Sydney Rd Fawkner	3	Townhouse	\$595,000	25 Feb 2025
 6 Alec Cr Fawkner	4	House	\$820,000	17 Feb 2025

# Sold Properties~

Address	Bedrooms	Type	Price	Sold
 5a Wurruk St FAWKNER	2	Townhouse	\$580,000	15 Feb 2025
 3/42 Frederick St Fawkner	2	Villa	\$365,000	15 Feb 2025
 8 OSullivan Ct Fawkner	3	House	\$400,000	13 Feb 2025
 33 Hudson St FAWKNER	3	House	\$803,000	11 Feb 2025
 128 William St Fawkner	3	House	\$910,000	08 Feb 2025
 12 Oliver Ct Fawkner	3	House	\$670,000	08 Feb 2025
 1/34 Bungay St Fawkner	2	Townhouse	\$600,000	04 Feb 2025
 17a Tyson St Fawkner	4	House	\$1,080,000	02 Feb 2025
 2/71 Lynch Rd Fawkner	2	Unit	\$432,500	31 Jan 2025
 4 Tucker St Fawkner	4	House	\$888,000	30 Jan 2025
 1/33 Major Rd Fawkner	2	Unit	\$605,000	30 Jan 2025
 1/75 William St Fawkner	3	Townhouse	\$720,000	25 Jan 2025



Pascoe Vale Office  
84 Cumberland Road, Pascoe Vale  
03 9989 9575

[jellisraig.com.au](http://jellisraig.com.au)

Data is current as of PDF generation date 01/04/2025

\* Updated Quarterly for the past 12 months

^ Updated daily for the past quarter

~ Updated daily: 33 recent results.

This publication contains data, analytics, statistics and other information supplied by PROPERTYDATAONLINE PTY LTD (PropertyData). The data provided in this publication is of a general nature and should not be construed as specific advice or relied upon in lieu of appropriate professional advice.

PropertyData relies upon data supplied by third parties and while the data is checked and reviewed, PropertyData does not warrant the accuracy or completeness of the information to the full extent permitted by the law and excludes all loss or damage howsoever arising (including through negligence) in connection with the data supplied by PropertyData. The State of Victoria owns the copyright in the Property Sales Data and reproduction of that data in any way without the consent of the State of Victoria will constitute a breach of the Copyright Act 1968 (cth). The State of Victoria does not warrant the accuracy or completeness of the Property Sales Data and any person using or relying upon such information does so on the basis that the State of Victoria accepts no responsibility or liability whatsoever for any errors, faults, defects or omissions in the information supplied.