

# *Suburb* **INSIGHTS**

**3060**  
**FAWKNER**



Data that shapes your suburb.

**Jellis  
Craig**

# Property Prices

## Median House Price\*

Median

**\$785k**

Quarterly Price Change

**0.64% ↑**

## Median Unit Price\*

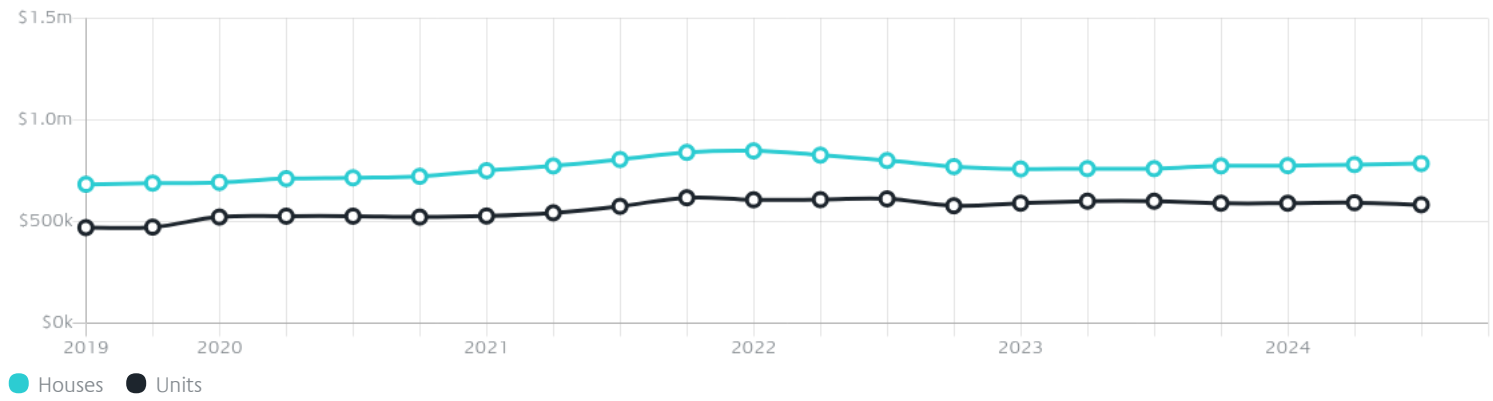
Median

**\$583k**

Quarterly Price Change

**-1.68% ↓**

## Quarterly Price Change\*



# Surrounding Suburbs

---

## Median House Sale Price\*



## Median Unit Sale Price\*



# Sales Snapshot

## Sale Method<sup>\*</sup>



● Auction 83%  
● Private 17%

## Auction Clearance Rate<sup>\*</sup>

85.48%

## Median Days on Market<sup>^</sup>

29 days

## Average Hold Period<sup>\*</sup>

5.8 years

# Insights

## Dwelling Type<sup>^</sup>



● Houses 84% ● Units 16%

## Ownership<sup>^</sup>



● Owned Outright 41% ● Mortgaged 34% ● Rented 25%

## Population<sup>^</sup>

14,274

## Median Asking Rent per week<sup>\*</sup>

\$550

## Population Growth<sup>^</sup>

1.64%

## Rental Yield<sup>\*</sup>

3.65%

## Median Age<sup>^</sup>













35 years

## Median Household Size<sup>^</sup>













2.8 people

# Sold Properties~













Discover a snapshot of the most recent results for this suburb, to view the full 12 months of sales history, please go to [jellisraig.com.au/suburbinsights](http://jellisraig.com.au/suburbinsights)

Address	Bedrooms	Type	Price	Sold
 34 Albert St Fawkner	3	House	\$855,000	30 Nov 2024
 2/13 Oliver Ct Fawkner	3	Townhouse	\$605,000	26 Nov 2024
 38 Jukes Rd Fawkner	3	House	\$862,500	23 Nov 2024
 47 Preston St Fawkner	3	House	\$827,500	23 Nov 2024
 66 McBryde St Fawkner	3	House	\$1,050,000	22 Nov 2024
 230 McBryde St Fawkner	3	House	\$785,000	14 Nov 2024
 2/75 William St Fawkner	2	Townhouse	\$565,000	14 Nov 2024
 56 Hudson St Fawkner	3	House	\$860,000	09 Nov 2024
 1/43 Denys St Fawkner	3	House	\$575,000	09 Nov 2024
 10 Sahara Way Fawkner	4	House	\$930,000	09 Nov 2024
 1 Emma St Fawkner	2	House	\$715,000	06 Nov 2024
 4 Yungera St Fawkner	3	House	\$710,000	06 Nov 2024

# Sold Properties~

Address	Bedrooms	Type	Price	Sold
 35 Major Rd Fawkner	4	House	\$760,000	05 Nov 2024
 13 Frederick St Fawkner	3	House	\$870,000	05 Nov 2024
 181 McBryde St Fawkner	3	House	\$801,000	02 Nov 2024
 26 Dorothy St Fawkner	3	House	\$786,000	26 Oct 2024
 6 Shaw St Fawkner	3	House	\$708,000	26 Oct 2024
 49 Lawson St Fawkner	3	House	\$760,000	26 Oct 2024
 4 Hood Cr Fawkner	3	House	\$882,000	26 Oct 2024
 10/8 Tabilk St Fawkner	2	Flat/Unit/Apartment	\$495,000	26 Oct 2024
 10/8-10 Tabilk St Fawkner	2	Unit	\$495,000	26 Oct 2024
 29 Palmer St Fawkner	3	House	\$765,000	26 Oct 2024
 2/6 Tabilk St Fawkner	2	Townhouse	\$455,000	24 Oct 2024
 45 Marlborough St Fawkner	3	House	\$712,000	23 Oct 2024

# Sold Properties~

Address	Bedrooms	Type	Price	Sold
 9 Tabilk St Fawkner	4	House	\$790,000	22 Oct 2024
 10/489b Mahoneys Rd Fawkner	3	Townhouse	\$585,000	21 Oct 2024
 4 Queens Pde Fawkner	2	House	\$725,000	19 Oct 2024
 32 Pitt St Fawkner	3	House	\$698,500	17 Oct 2024
 29a Marlborough St Fawkner	3	House	\$835,000	17 Oct 2024
 55 Hudson St Fawkner	3	House	\$720,000	15 Oct 2024
 9 Welch St FAWKNER	3	House	\$775,000	12 Oct 2024
 55a Marlborough St Fawkner	3	Townhouse	\$865,000	12 Oct 2024
 16 Lawson St Fawkner	3	House	\$712,000	12 Oct 2024
 27 Alec Cr Fawkner	4	House	\$910,000	12 Oct 2024
 17 Allan St Fawkner	3	House	\$825,000	12 Oct 2024
 2/7 Tabilk St Fawkner	2	Townhouse	\$515,000	11 Oct 2024



Pascoe Vale Office  
84 Cumberland Road, Pascoe Vale  
03 9989 9575

[jelliscraig.com.au](http://jelliscraig.com.au)

Data is current as of PDF generation date 01/12/2024

\* Updated Quarterly for the past 12 months

^ Updated daily for the past quarter

~ Updated daily: 33 recent results.

This publication contains data, analytics, statistics and other information supplied by PROPERTYDATAONLINE PTY LTD (PropertyData). The data provided in this publication is of a general nature and should not be construed as specific advice or relied upon in lieu of appropriate professional advice.

PropertyData relies upon data supplied by third parties and while the data is checked and reviewed, PropertyData does not warrant the accuracy or completeness of the information to the full extent permitted by the law and excludes all loss or damage howsoever arising (including through negligence) in connection with the data supplied by PropertyData. The State of Victoria owns the copyright in the Property Sales Data and reproduction of that data in any way without the consent of the State of Victoria will constitute a breach of the Copyright Act 1968 (cth). The State of Victoria does not warrant the accuracy or completeness of the Property Sales Data and any person using or relying upon such information does so on the basis that the State of Victoria accepts no responsibility or liability whatsoever for any errors, faults, defects or omissions in the information supplied.