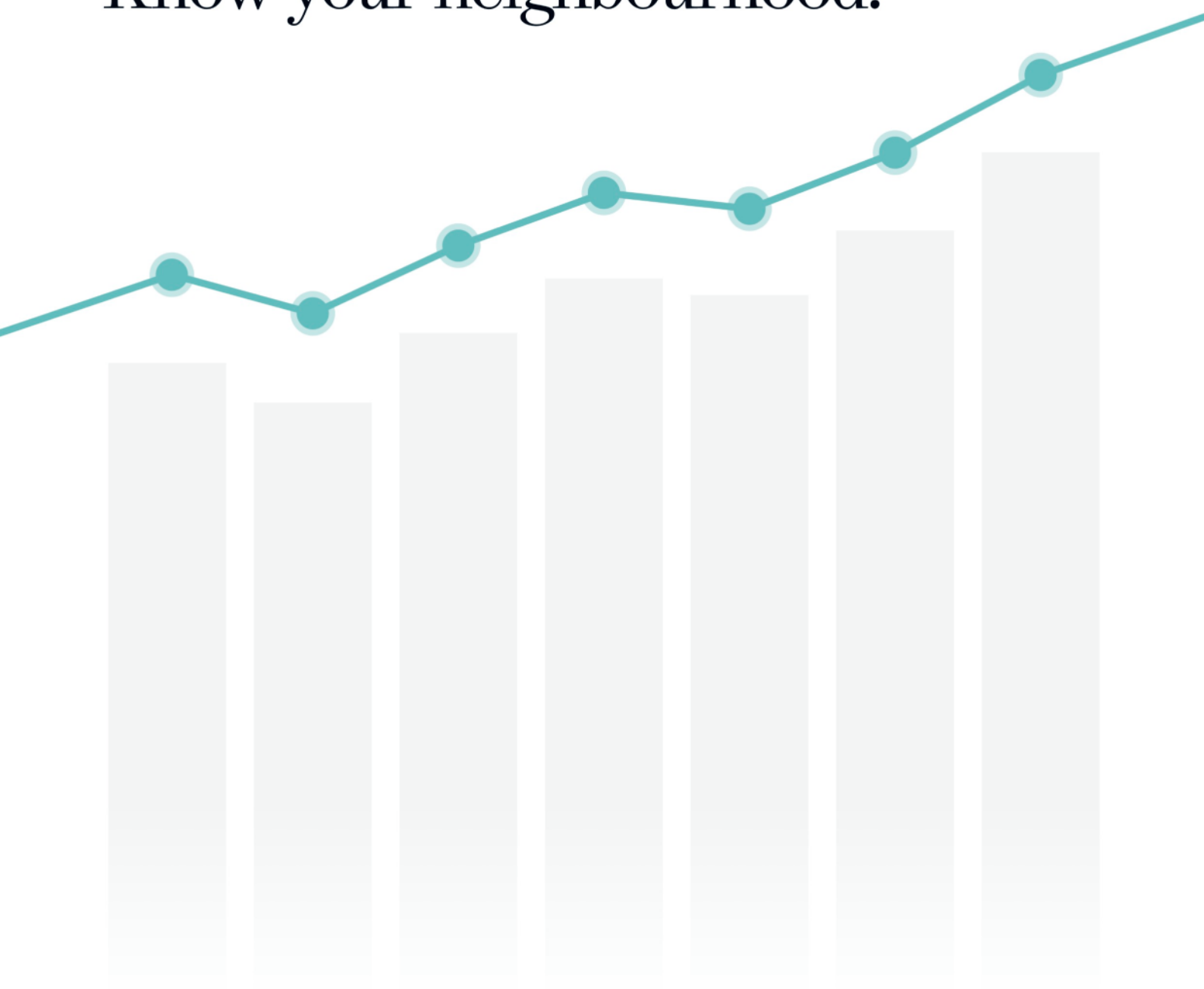


# *Suburb Report*

Know your neighbourhood.



# Property Prices

## Median House Price\*

Median

**\$780k**

Quarterly Price Change

**-0.63% ↓**

## Median Unit Price\*

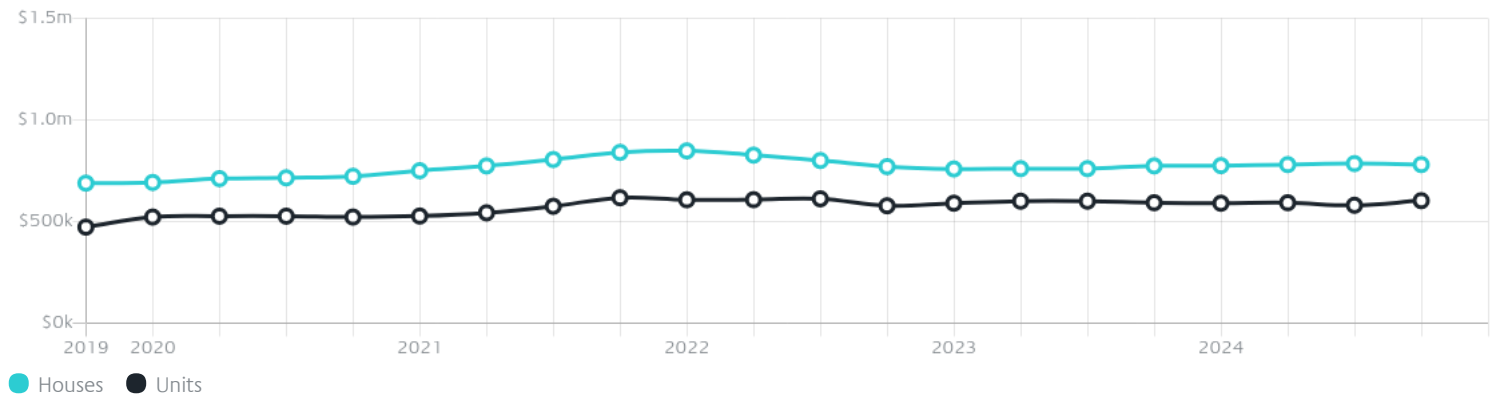
Median

**\$603k**

Quarterly Price Change

**3.87% ↑**

## Quarterly Price Change\*



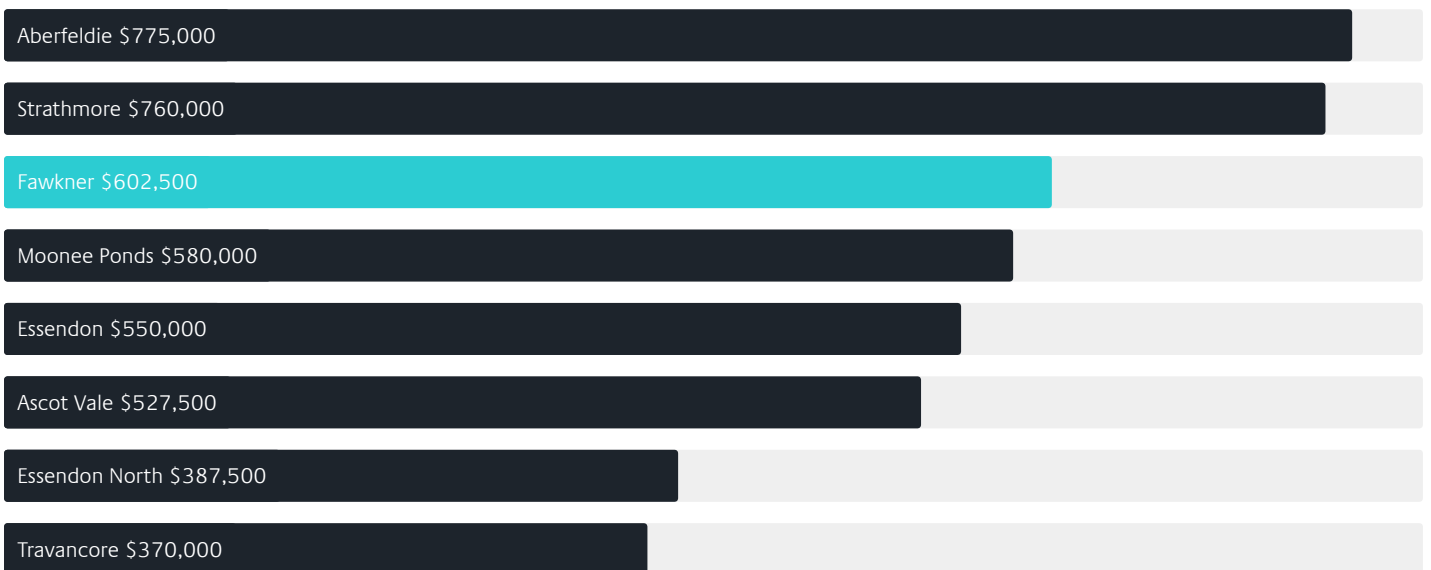
# Surrounding Suburbs

---

## Median House Sale Price\*



## Median Unit Sale Price\*



# Sales Snapshot

## Sale Method<sup>\*</sup>



● Auction 62%  
● Private 38%

## Auction Clearance Rate<sup>\*</sup>

90.32%

## Median Days on Market<sup>^</sup>

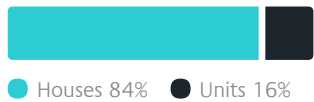
31 days

## Average Hold Period<sup>\*</sup>

5.8 years

# Insights

## Dwelling Type<sup>^</sup>



● Houses 84% ● Units 16%

## Ownership<sup>^</sup>



● Owned Outright 41% ● Mortgaged 34% ● Rented 25%

## Population<sup>^</sup>

14,274

## Median Asking Rent per week<sup>\*</sup>

\$550

## Population Growth<sup>^</sup>

1.64%

## Rental Yield<sup>\*</sup>

3.65%

## Median Age<sup>^</sup>













35 years

## Median Household Size<sup>^</sup>













2.8 people

# Sold Properties~













Discover a snapshot of the most recent results for this suburb, to view the full 12 months of sales history, please go to [jellisraig.com.au/suburbinsights](https://jellisraig.com.au/suburbinsights)

Address	Bedrooms	Type	Price	Sold
 7 Imaroo St Fawkner	5	House	\$1,215,000	27 Feb 2025
 41a Major Rd Fawkner	1	Townhouse	\$640,000	22 Feb 2025
 2/10 Shirley St Fawkner	2	Townhouse	\$615,500	20 Feb 2025
 6 Alec Cr Fawkner	4	House	\$820,000	17 Feb 2025
 5a Wurruk St FAWKNER	2	Townhouse	\$580,000	15 Feb 2025
 8 OSullivan Ct Fawkner	3	House	\$400,000	13 Feb 2025
 33 Hudson St FAWKNER	3	House	\$803,000	11 Feb 2025
 128 William St Fawkner	3	House	\$910,000	08 Feb 2025
 12 Oliver Ct Fawkner	3	House	\$670,000	08 Feb 2025
 1/34 Bungay St Fawkner	2	Townhouse	\$600,000	04 Feb 2025
 2/71 Lynch Rd Fawkner	2	Unit	\$432,500	31 Jan 2025
 1/75 William St Fawkner	3	Townhouse	\$720,000	25 Jan 2025

# Sold Properties~

Address	Bedrooms	Type	Price	Sold
 71 Argyle St Fawkner	4	House	\$950,000	25 Jan 2025
 7 Norfolk Ct Fawkner	3	House	\$725,000	23 Jan 2025
 13 Dorothy St Fawkner	3	House	\$770,000	17 Jan 2025
 8/99 Major Rd Fawkner	1	Unit	\$335,000	13 Jan 2025
 17 Janice Ct Fawkner	2	House	\$518,500	11 Jan 2025
 17 Tyson St Fawkner	4	House	\$1,080,000	10 Jan 2025
 35 Denys St Fawkner	3	House	\$465,000	09 Jan 2025
 17 Berry St Fawkner	3	House	\$706,000	23 Dec 2024
 16 Welch St Fawkner	3	House	\$715,000	21 Dec 2024
 31 Percy St Fawkner	3	House	\$821,000	21 Dec 2024
 29 Shirley St Fawkner	2	House	\$655,000	19 Dec 2024
 2/25 Beccles St Fawkner	2	Unit	\$507,000	14 Dec 2024

# Sold Properties~

Address	Bedrooms	Type	Price	Sold
 1/25 Beccles St Fawkner	3	House	\$606,000	14 Dec 2024
 2/13 Miller St Fawkner	3	Townhouse	\$750,000	14 Dec 2024
 3 Pitt St Fawkner	4	House	\$810,000	13 Dec 2024
 2/107 Anderson Rd Fawkner	2	Unit	\$425,500	10 Dec 2024
 20 Derby St Fawkner	3	House	\$665,000	10 Dec 2024
 38 Dowding Cl Fawkner	3	House	\$825,000	09 Dec 2024
 46 William St Fawkner	3	House	\$865,500	07 Dec 2024
 18 Kathryn St Fawkner	4	House	\$640,000	07 Dec 2024
 19 Kiddle St Fawkner	2	House	\$582,500	07 Dec 2024
 154 Jukes Rd Fawkner	3	House	\$802,000	06 Dec 2024
 29 Vervale Av Fawkner	3	House	\$707,000	04 Dec 2024
 36 Albert St Fawkner	3	House	\$735,000	30 Nov 2024

# Jellis Craig

Pascoe Vale Office  
84 Cumberland Road, Pascoe Vale  
03 9989 9575

[jelliscraig.com.au](http://jelliscraig.com.au)

Data is current as of PDF generation date 01/03/2025

\* Updated Quarterly for the past 12 months

^ Updated daily for the past quarter

~ Updated daily: 33 recent results.

This publication contains data, analytics, statistics and other information supplied by PROPERTYDATAONLINE PTY LTD (PropertyData). The data provided in this publication is of a general nature and should not be construed as specific advice or relied upon in lieu of appropriate professional advice.

PropertyData relies upon data supplied by third parties and while the data is checked and reviewed, PropertyData does not warrant the accuracy or completeness of the information to the full extent permitted by the law and excludes all loss or damage howsoever arising (including through negligence) in connection with the data supplied by PropertyData. The State of Victoria owns the copyright in the Property Sales Data and reproduction of that data in any way without the consent of the State of Victoria will constitute a breach of the Copyright Act 1968 (cth). The State of Victoria does not warrant the accuracy or completeness of the Property Sales Data and any person using or relying upon such information does so on the basis that the State of Victoria accepts no responsibility or liability whatsoever for any errors, faults, defects or omissions in the information supplied.