

JellisCraig

FAWKNER

Suburb Report

Know your neighbourhood.



FAWKNER SUBURB REPORT

Median House Price*

Median

\$796k

Quarterly Price Change

1.27% ↑

Median Unit Price*

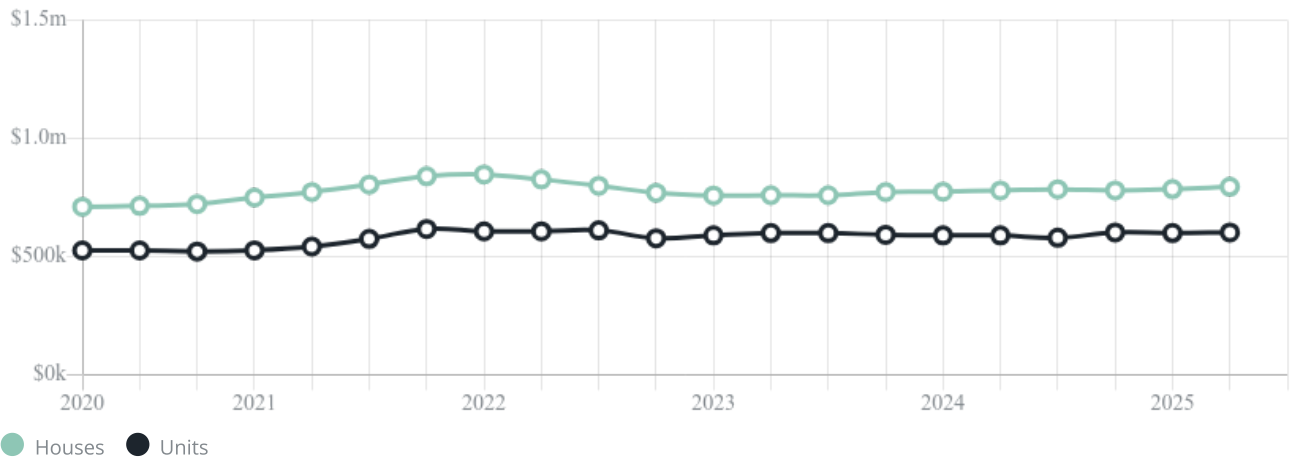
Median

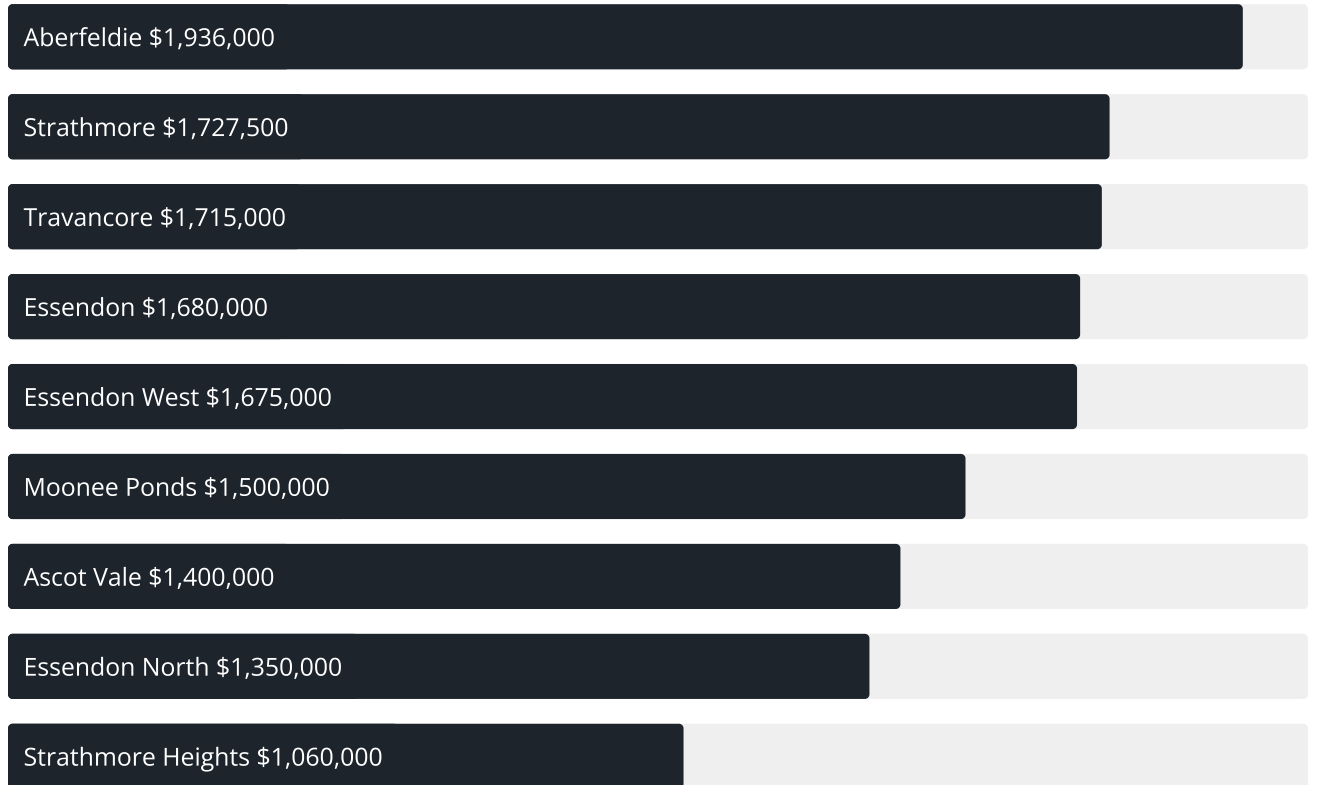
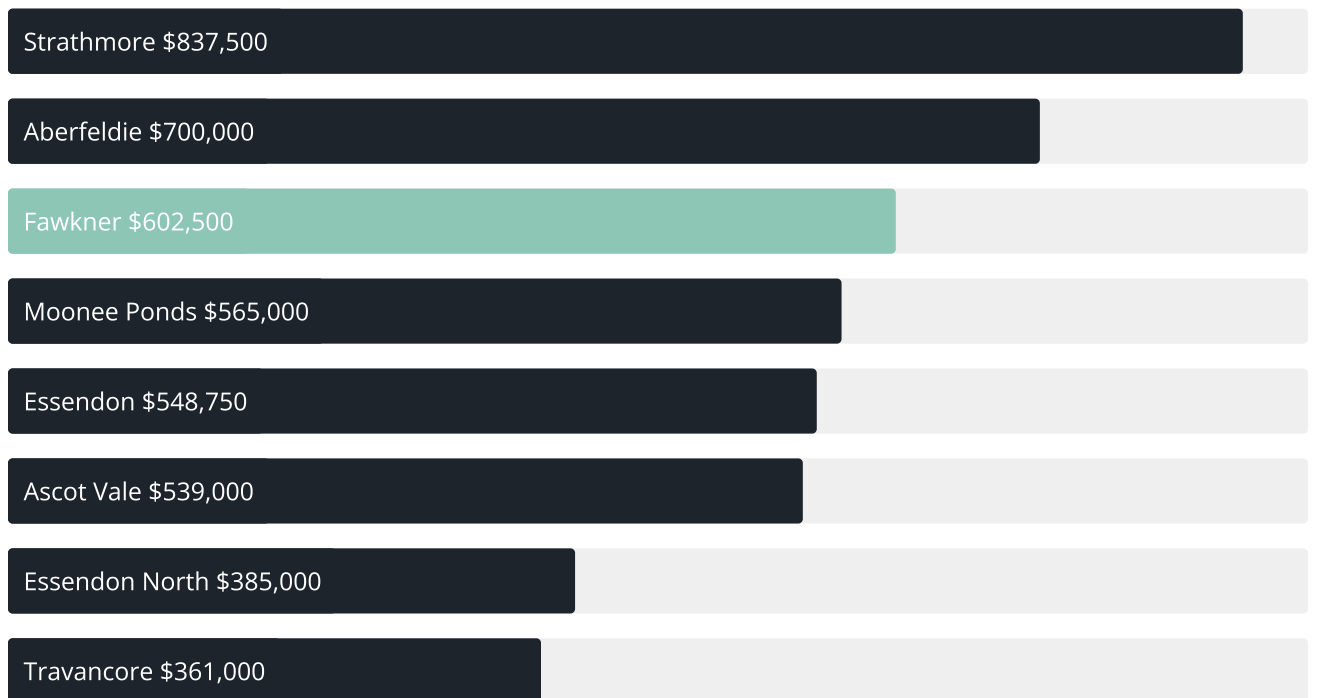
\$603k

Quarterly Price Change

0.41% ↑

Quarterly Price Change*



Median House Sale Price^{*}Median Unit Sale Price^{*}

FAWKNER SUBURB REPORT

Sale Method*



● Auction 66%
● Private 34%

Auction Clearance Rate*

90.91%

Median Days on Market^

26 days

Average Hold Period*

5.8 years

Dwelling Type^



● Houses 84% ● Units 16%

Ownership^



● Owned Outright 41% ● Mortgaged 34% ● Rented 25%

Population^

14,274

Median Asking Rent per week*

\$560

Population Growth^

1.64%

Rental Yield*

3.65%

Median Age^











35 years

Median Household Size^











2.8 people

FAWKNER SUBURB REPORT











Discover a snapshot of the most recent results for this suburb, to view the full 12 months of sales history, please go to jellisicraig.com.au/suburbinsights

Address	Bedrooms	Type	Price	Sold
 99 Queens Pde Fawkner	2	Unit	\$637,000	27 Sep 2025
 8 Dowding Cl Fawkner	3	House	\$731,000	24 Sep 2025
 2/20 Denys St Fawkner	3	House	\$728,000	20 Sep 2025
 10 Wurruk St Fawkner	3	House	\$809,000	20 Sep 2025
 18 Hood Cr Fawkner	3	House	\$825,000	20 Sep 2025
 1/26 Edward St Fawkner	3	Townhouse	\$745,000	20 Sep 2025
 6 Lanigan St Fawkner	3	House	\$950,500	20 Sep 2025
 99 Lorne St Fawkner	3	House	\$780,000	20 Sep 2025
 4/24 Disney St Fawkner	2	Townhouse	\$632,000	20 Sep 2025
 6/24 Leighton Cr Fawkner	2	Townhouse	\$654,000	19 Sep 2025

FAWKNER SUBURB REPORT

Address	Bedrooms	Type	Price	Sold
 3/85 Queens Pde Fawkner	2	Townhouse	\$580,000	16 Sep 2025
 3 Star Ct Fawkner	3	House	\$1,030,000	13 Sep 2025
 4 Epsom Ct Fawkner	3	House	\$825,000	13 Sep 2025
 54 Tyson St Fawkner	2	House	\$680,000	09 Sep 2025
 16 Hood Cr Fawkner	5	House	\$1,327,500	06 Sep 2025
 8 Syndal St Fawkner	3	House	\$800,000	06 Sep 2025
 1/133 Mcbryde St Fawkner	3	Townhouse	\$540,000	27 Aug 2025
 7 Dowling St Fawkner	3	House	\$755,000	26 Aug 2025
 58 Birchwood St Fawkner	4	House	\$925,000	24 Aug 2025
 1a Lovely St Fawkner	2	Unit	\$583,000	23 Aug 2025

FAWKNER SUBURB REPORT

Address	Bedrooms	Type	Price	Sold
 1/24 Leighton Cr Fawkner	4	Townhouse	\$735,000	23 Aug 2025
 3/3 Moray St Fawkner	2	Townhouse	\$630,000	21 Aug 2025
 2 Hugo Ct Fawkner	3	House	\$840,000	18 Aug 2025
 2/3 James St Fawkner	2	Townhouse	\$640,000	13 Aug 2025
 12 Sahara Way Fawkner	4	House	\$800,000	12 Aug 2025
 10 McBryde St Fawkner	3	House	\$825,000	11 Aug 2025
 3/46 Ledger Av Fawkner	3	Unit	\$611,500	09 Aug 2025
 38 Lynch Rd Fawkner	4	House	\$800,000	09 Aug 2025
 2 Tabilk St Fawkner	3	House	\$760,000	05 Aug 2025
 4 Marlborough St Fawkner	3	House	\$702,000	02 Aug 2025



Pascoe Vale Office
84 Cumberland Road, Pascoe Vale
03 9989 9575

jellisraig.com.au

Data is current as of PDF generation date 01/10/2025

* Updated Quarterly for the past 12 months

^ Updated daily for the past quarter

~ Updated daily: 33 recent results.

This publication contains data, analytics, statistics and other information supplied by PROPERTYDATAONLINE PTY LTD (PropertyData). The data provided in this publication is of a general nature and should not be construed as specific advice or relied upon in lieu of appropriate professional advice.

PropertyData relies upon data supplied by third parties and while the data is checked and reviewed, PropertyData does not warrant the accuracy or completeness of the information to the full extent permitted by the law and excludes all loss or damage howsoever arising (including through negligence) in connection with the data supplied by PropertyData. The State of Victoria owns the copyright in the Property Sales Data and reproduction of that data in any way without the consent of the State of Victoria will constitute a breach of the Copyright Act 1968 (cth). The State of Victoria does not warrant the accuracy or completeness of the Property Sales Data and any person using or relying upon such information does so on the basis that the State of Victoria accepts no responsibility or liability whatsoever for any errors, faults, defects or omissions in the information supplied.