

Suburb Report

Know your neighbourhood.



Property Prices

Median House Price*

Median
\$880k

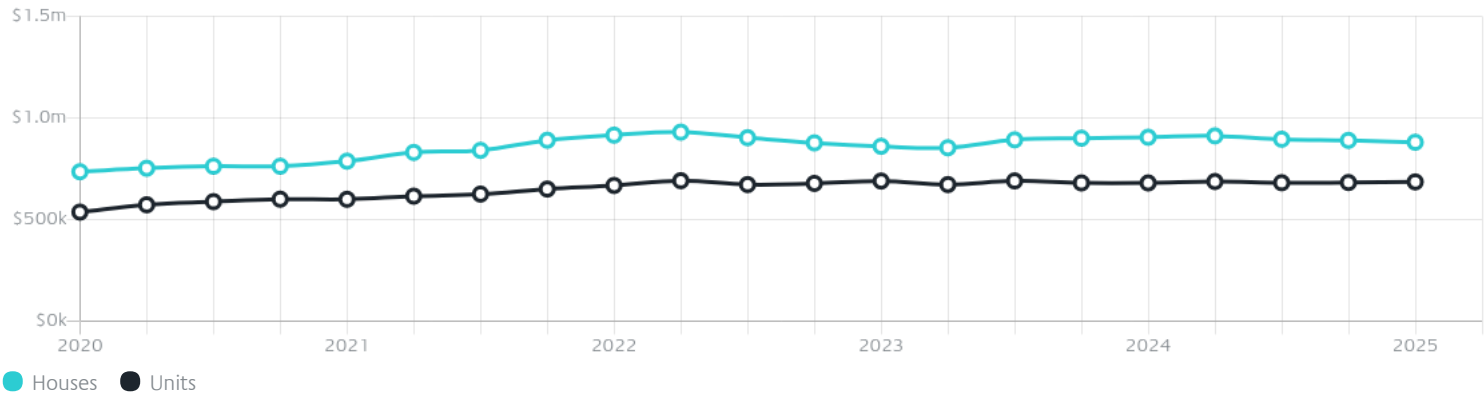
Quarterly Price Change
-1.04% ↓

Median Unit Price*

Median
\$685k

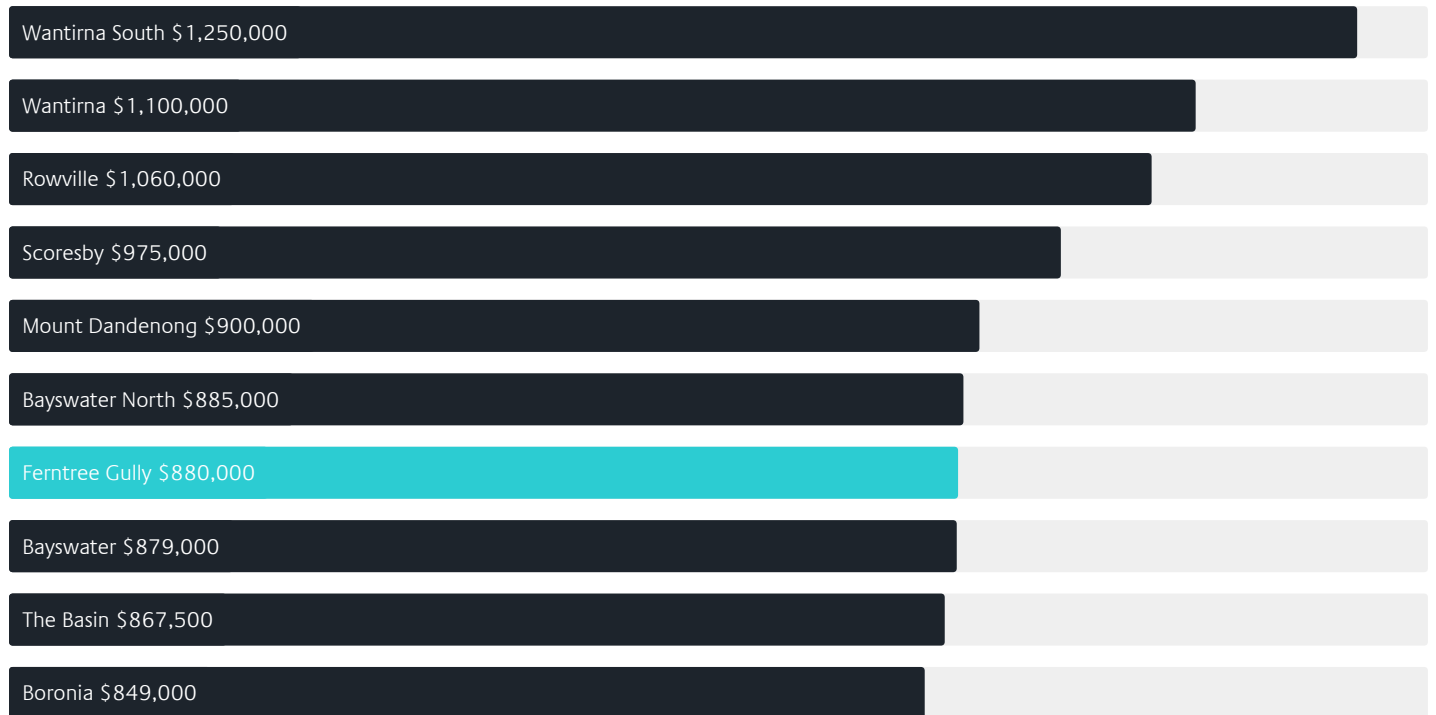
Quarterly Price Change
0.43% ↑

Quarterly Price Change*




Surrounding Suburbs

Median House Sale Price*



Median Unit Sale Price*



Sales Snapshot

Sale Method*



● Auction 57%
● Private 43%

Auction Clearance Rate*

90.28%

Median Days on Market^

24 days

Average Hold Period*

8.2 years

Insights

Dwelling Type^



● Houses 88% ● Units 12%

Ownership^



● Owned Outright 36% ● Mortgaged 46% ● Rented 18%

Population^

27,398

Median Asking Rent per week*

\$600

Population Growth^

3.67%

Rental Yield*

3.44%

Median Age^












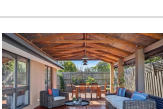
40 years

Median Household Size^













2.6 people

Sold Properties~













Discover a snapshot of the most recent results for this suburb, to view the full 12 months of sales history, please go to jellisraig.com.au/suburbinsights

| Address | Bedrooms | Type | Price | Sold |
|---|----------|-------|-------------|-------------|
|  2 Clendon Rd Ferntree Gully | 3 | House | \$860,000 | 28 Jun 2025 |
|  2/27 Ross St Ferntree Gully | 2 | Unit | \$721,000 | 28 Jun 2025 |
|  3 Malua Rd Ferntree Gully | 4 | House | \$1,282,000 | 28 Jun 2025 |
|  19 Hayward Rd Ferntree Gully | 3 | House | \$794,000 | 28 Jun 2025 |
|  25 Moira Av Ferntree Gully | 3 | House | \$800,000 | 28 Jun 2025 |
|  12 Outlook Ct Ferntree Gully | 4 | House | \$1,170,000 | 28 Jun 2025 |
|  21 Linda Cr Ferntree Gully | 3 | House | \$1,070,000 | 28 Jun 2025 |
|  27a Johnson Dr Ferntree Gully | 4 | House | \$968,000 | 28 Jun 2025 |
|  2/1848 Ferntree Gully Rd Ferntree Gully | 3 | Unit | \$865,000 | 25 Jun 2025 |
|  3 Stockton Av Ferntree Gully | 5 | House | \$1,525,000 | 23 Jun 2025 |
|  32 Parkview Dr Ferntree Gully | 3 | House | \$860,000 | 21 Jun 2025 |
|  2/11 Ferguson Ct FERNTREE GULLY | 3 | Unit | \$758,000 | 20 Jun 2025 |

Sold Properties~

| Address | Bedrooms | Type | Price | Sold |
|---|----------|-------|-------------|-------------|
|  1/151 Underwood Rd Ferntree Gully | 2 | Unit | \$596,000 | 19 Jun 2025 |
|  29 Holme Rd Ferntree Gully | 3 | House | \$840,000 | 14 Jun 2025 |
|  290 Windermere Dr Ferntree Gully | 4 | House | \$1,091,000 | 14 Jun 2025 |
|  19 Holme Rd Ferntree Gully | 3 | House | \$752,000 | 14 Jun 2025 |
|  2/32 Helen Rd Ferntree Gully | 3 | Unit | \$885,000 | 12 Jun 2025 |
|  4 Manna Gum Rd Ferntree Gully | 3 | House | \$895,000 | 11 Jun 2025 |
|  9 Cameelo Ct Ferntree Gully | 3 | House | \$830,000 | 10 Jun 2025 |
|  4/23 Commercial Rd Ferntree Gully | 3 | House | \$850,000 | 07 Jun 2025 |
|  87 Forest Rd Ferntree Gully | 3 | House | \$730,000 | 01 Jun 2025 |
|  39a Loretto Av Ferntree Gully | 3 | House | \$1,035,000 | 31 May 2025 |
|  3 Kimber Cl Ferntree Gully | 3 | House | \$850,000 | 31 May 2025 |
|  15 Ormonde Rd FERNTREE GULLY | 4 | House | \$1,360,000 | 31 May 2025 |

Sold Properties~

| Address | Bedrooms | Type | Price | Sold |
|---|----------|-----------|-------------|-------------|
|  41 Johnson Dr Ferntree Gully | 3 | House | \$840,000 | 31 May 2025 |
|  189 Blackwood Park Rd FERNTREE GULLY | 3 | House | \$912,000 | 31 May 2025 |
|  60 Hancock Dr Ferntree Gully | 4 | House | \$1,160,000 | 31 May 2025 |
|  51 Bryden Dr Ferntree Gully | 3 | House | \$900,500 | 31 May 2025 |
|  78 Loretto Av Ferntree Gully | 3 | House | \$845,000 | 31 May 2025 |
|  1 / 392 Scoresby Rd Ferntree Gully | 3 | House | \$700,000 | 30 May 2025 |
|  1 / 13 Blackwood Park Rd Ferntree Gully | 5 | House | \$1,460,000 | 29 May 2025 |
|  1 / 2 Kirby Ct Ferntree Gully | 4 | Townhouse | \$1,080,000 | 26 May 2025 |
|  3 / 26 Dorothy Gr Ferntree Gully | 3 | House | \$743,000 | 26 May 2025 |
|  46 Elton Rd Ferntree Gully | 2 | House | \$855,000 | 25 May 2025 |
|  376 Scoresby Rd Ferntree Gully | 3 | House | \$970,000 | 24 May 2025 |
|  24 Bursaria Av Ferntree Gully | 3 | House | \$852,500 | 24 May 2025 |



jelliscraig.com.au

Data is current as of PDF generation date 01/07/2025

* Updated Quarterly for the past 12 months

^ Updated daily for the past quarter

~ Updated daily: 33 recent results.

This publication contains data, analytics, statistics and other information supplied by PROPERTYDATAONLINE PTY LTD (PropertyData). The data provided in this publication is of a general nature and should not be construed as specific advice or relied upon in lieu of appropriate professional advice.

PropertyData relies upon data supplied by third parties and while the data is checked and reviewed, PropertyData does not warrant the accuracy or completeness of the information to the full extent permitted by the law and excludes all loss or damage howsoever arising (including through negligence) in connection with the data supplied by PropertyData. The State of Victoria owns the copyright in the Property Sales Data and reproduction of that data in any way without the consent of the State of Victoria will constitute a breach of the Copyright Act 1968 (cth). The State of Victoria does not warrant the accuracy or completeness of the Property Sales Data and any person using or relying upon such information does so on the basis that the State of Victoria accepts no responsibility or liability whatsoever for any errors, faults, defects or omissions in the information supplied.