

Suburb Report

Know your neighbourhood.



Property Prices

Median House Price*

Median
\$880k

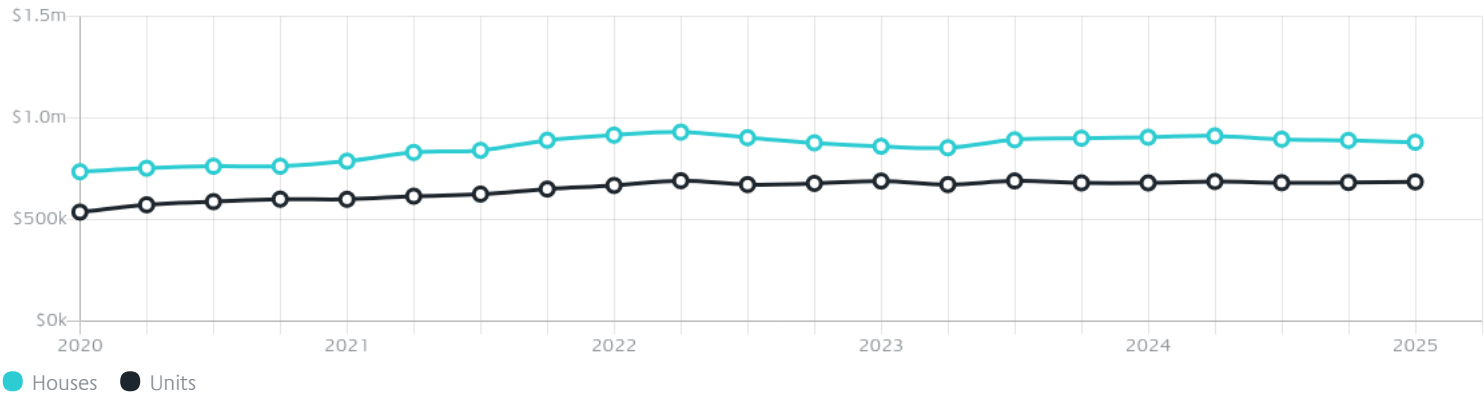
Quarterly Price Change
-1.04% ↓

Median Unit Price*

Median
\$685k

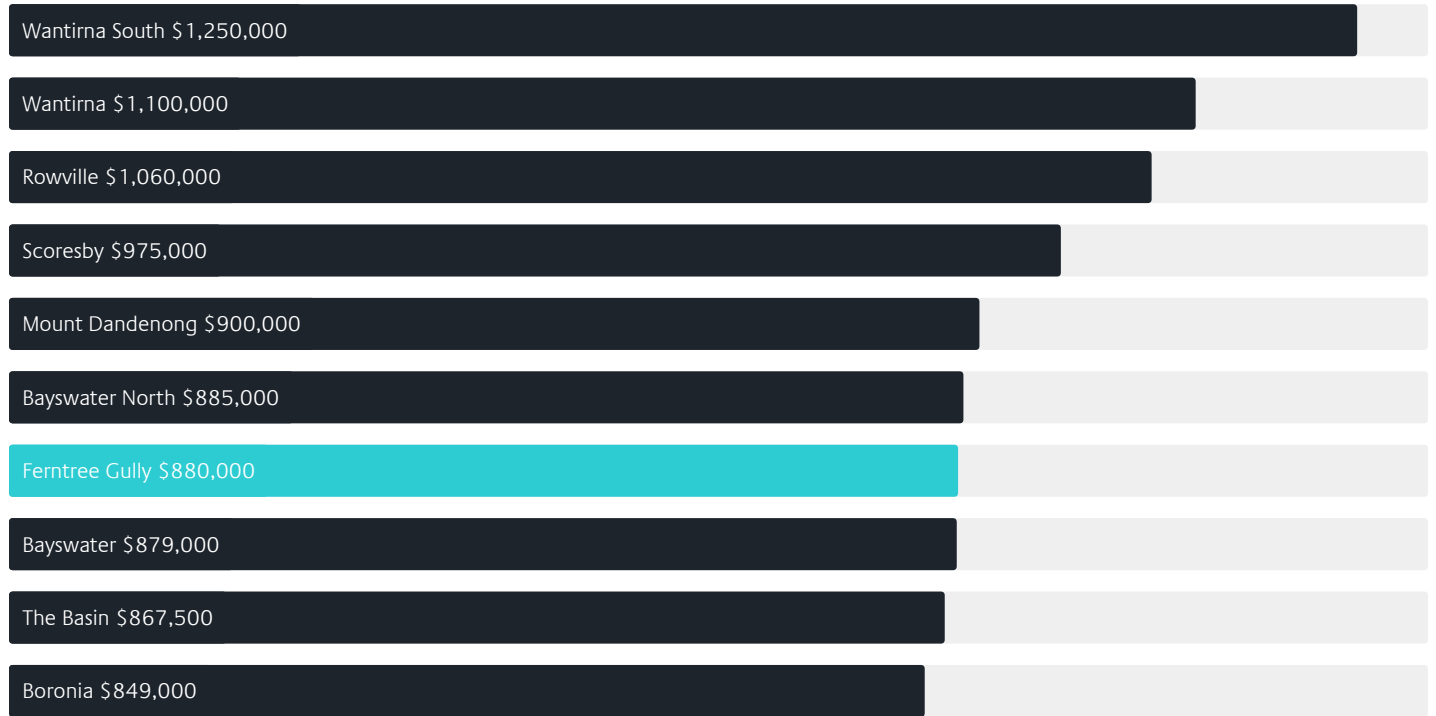
Quarterly Price Change
0.43% ↑

Quarterly Price Change*



Surrounding Suburbs

Median House Sale Price*



Median Unit Sale Price*



Sales Snapshot

Sale Method*



● Auction 56%
● Private 44%

Auction Clearance Rate*

92%

Median Days on Market^

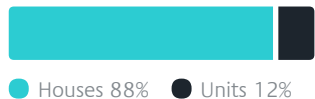
24 days

Average Hold Period*

8.2 years

Insights

Dwelling Type^



● Houses 88% ● Units 12%

Ownership^



● Owned Outright 36% ● Mortgaged 46% ● Rented 18%

Population^

27,398

Median Asking Rent per week*

\$600

Population Growth^

3.67%

Rental Yield*

3.44%

Median Age^













40 years

Median Household Size^













2.6 people

Sold Properties~













Discover a snapshot of the most recent results for this suburb, to view the full 12 months of sales history, please go to jellisraig.com.au/suburbinsights

Address	Bedrooms	Type	Price	Sold
 41 Johnson Dr Ferntree Gully	3	House	\$840,000	31 May 2025
 15 Ormonde Rd FERNTREE GULLY	4	House	\$1,360,000	31 May 2025
 78 Loretto Av Ferntree Gully	3	House	\$845,000	31 May 2025
 60 Hancock Dr Ferntree Gully	4	House	\$1,160,000	31 May 2025
 189 Blackwood Park Rd FERNTREE GULLY	3	House	\$912,000	31 May 2025
 1 / 392 Scoresby Rd Ferntree Gully	3	House	\$700,000	30 May 2025
 1 / 13 Blackwood Park Rd Ferntree Gully	5	House	\$1,460,000	29 May 2025
 1 / 2 Kirby Ct Ferntree Gully	4	Townhouse	\$1,080,000	26 May 2025
 46 Elton Rd Ferntree Gully	2	House	\$855,000	25 May 2025
 376 Scoresby Rd Ferntree Gully	3	House	\$970,000	24 May 2025
 13 James Rd Ferntree Gully	3	House	\$1,026,000	24 May 2025
 24 Bursaria Av Ferntree Gully	3	House	\$852,500	24 May 2025

Sold Properties~

Address	Bedrooms	Type	Price	Sold
 1/1b Doysal Av Ferntree Gully	2	Unit	\$602,000	24 May 2025
 1/3 Silverton Dr Ferntree Gully	3	Townhouse	\$700,000	24 May 2025
 42a Mountain Gate Dr Ferntree Gully	3	House	\$887,000	17 May 2025
 110/46 Station St Ferntree Gully	2	Apartment	\$430,000	17 May 2025
 5/3 Mossfield Av Ferntree Gully	3	Townhouse	\$685,000	17 May 2025
 18 Chatham Av Ferntree Gully	6	House	\$1,380,000	17 May 2025
 36 Moira Av Ferntree Gully	3	House	\$1,039,500	17 May 2025
 7/769 Burwood Hwy Ferntree Gully	3	Townhouse	\$693,500	17 May 2025
 3/2 Kirby Ct Ferntree Gully	3	Unit	\$875,000	14 May 2025
 24 Clematis Av Ferntree Gully	4	House	\$1,122,000	14 May 2025
 3/23-25 Edina Rd FERNTREE GULLY	2	Unit	\$591,000	10 May 2025
 1/3 Piperita Rd Ferntree Gully	3	Unit	\$725,000	10 May 2025

Sold Properties~

Address	Bedrooms	Type	Price	Sold
 167 Windermere Dr Ferntree Gully	4	House	\$1,400,000	10 May 2025
 27 Trefoil St Ferntree Gully	4	House	\$1,026,000	10 May 2025
 10 Wilson St Ferntree Gully	3	Unit	\$740,000	10 May 2025
 16 Tunbridge Way Ferntree Gully	3	House	\$890,000	10 May 2025
 17 Holme Rd Ferntree Gully	3	House	\$986,000	09 May 2025
 20 Sheraton Cr Ferntree Gully	4	House	\$1,255,000	09 May 2025
 7 Mahonia Ct Ferntree Gully	2	House	\$769,000	08 May 2025
 24 Sykes Av Ferntree Gully	3	House	\$905,000	08 May 2025
 4/6 Virginia Way Ferntree Gully	3	Unit	\$645,000	06 May 2025
 6 Windermere Dr Ferntree Gully	3	House	\$895,000	06 May 2025
 3/19 Clyde St Ferntree Gully	3	Unit	\$835,000	05 May 2025
 48 The Avenue Ferntree Gully	4	House	\$1,230,000	05 May 2025



jelliscraig.com.au

Data is current as of PDF generation date 01/06/2025

* Updated Quarterly for the past 12 months

^ Updated daily for the past quarter

~ Updated daily: 33 recent results.

This publication contains data, analytics, statistics and other information supplied by PROPERTYDATAONLINE PTY LTD (PropertyData). The data provided in this publication is of a general nature and should not be construed as specific advice or relied upon in lieu of appropriate professional advice.

PropertyData relies upon data supplied by third parties and while the data is checked and reviewed, PropertyData does not warrant the accuracy or completeness of the information to the full extent permitted by the law and excludes all loss or damage howsoever arising (including through negligence) in connection with the data supplied by PropertyData. The State of Victoria owns the copyright in the Property Sales Data and reproduction of that data in any way without the consent of the State of Victoria will constitute a breach of the Copyright Act 1968 (cth). The State of Victoria does not warrant the accuracy or completeness of the Property Sales Data and any person using or relying upon such information does so on the basis that the State of Victoria accepts no responsibility or liability whatsoever for any errors, faults, defects or omissions in the information supplied.