

Suburb Report

Know your neighbourhood.



Property Prices

Median House Price*

Median

\$891k

Quarterly Price Change

-0.50% ↓

Median Unit Price*

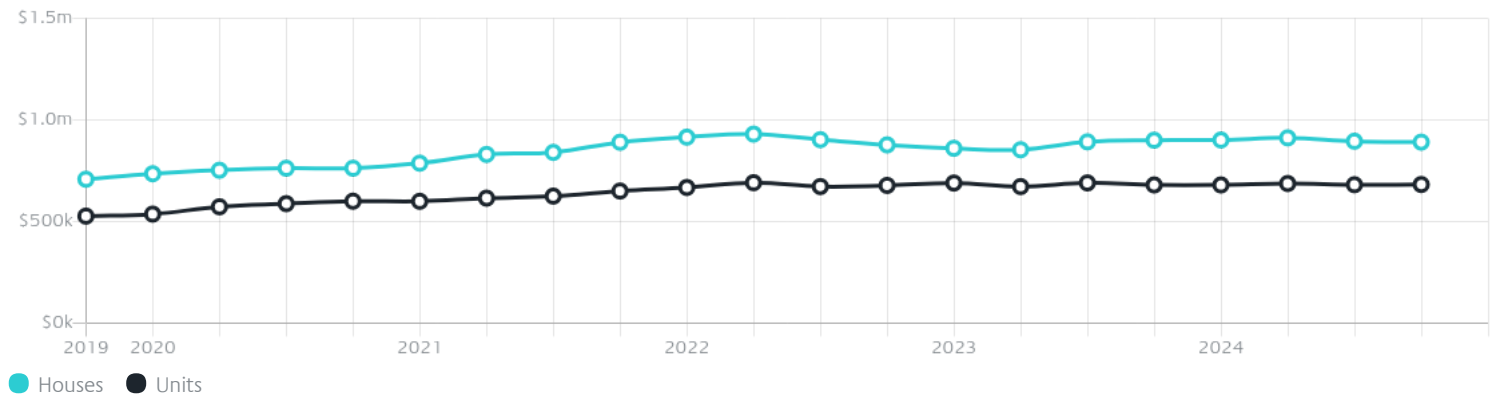
Median

\$682k

Quarterly Price Change

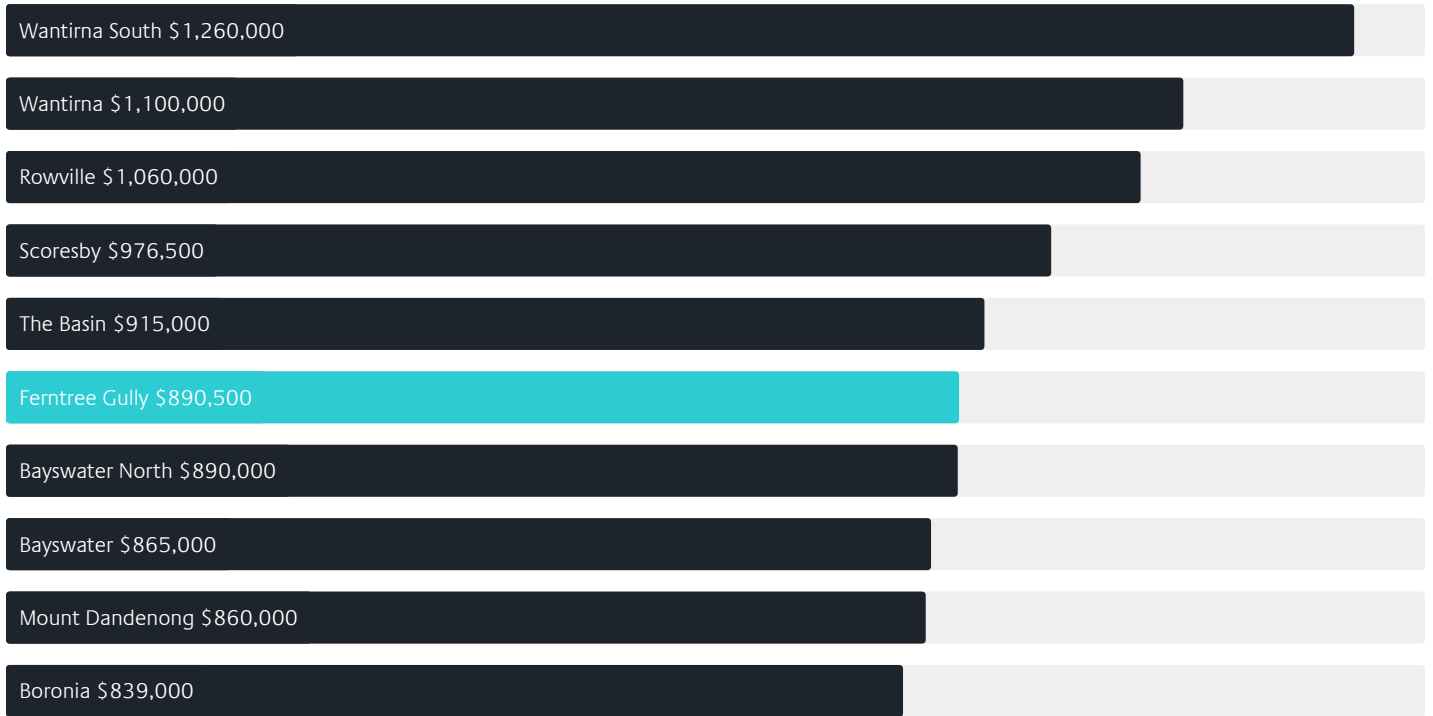
0.14% ↑

Quarterly Price Change*



Surrounding Suburbs

Median House Sale Price*



Median Unit Sale Price*



Sales Snapshot

Sale Method^{*}



● Auction 44%
● Private 56%

Auction Clearance Rate^{*}

96%

Median Days on Market[^]

25 days

Average Hold Period^{*}

8.2 years

Insights

Dwelling Type[^]



● Houses 88% ● Units 12%

Ownership[^]



● Owned Outright 36% ● Mortgaged 46% ● Rented 18%

Population[^]

27,398

Median Asking Rent per week^{*}

\$600

Population Growth[^]

3.67%

Rental Yield^{*}

3.44%

Median Age[^]













40 years

Median Household Size[^]













2.6 people

Sold Properties~













Discover a snapshot of the most recent results for this suburb, to view the full 12 months of sales history, please go to jellisraig.com.au/suburbinsights

Address	Bedrooms	Type	Price	Sold
 67 Helen Rd Ferntree Gully	2	House	\$750,000	22 Feb 2025
 2/1846 Ferntree Gully Rd Ferntree Gully	2	Townhouse	\$805,000	22 Feb 2025
 14 Hancock Dr Ferntree Gully	3	House	\$1,010,000	21 Feb 2025
 2/28 Barton Av Ferntree Gully	2	Unit	\$535,000	20 Feb 2025
 6 Gerald St Ferntree Gully	3	House	\$555,000	18 Feb 2025
 9 Windermere Dr Ferntree Gully	3	House	\$930,000	15 Feb 2025
 2 Barton Av Ferntree Gully	4	House	\$1,110,000	15 Feb 2025
 48 Hunter St Ferntree Gully	4	House	\$990,000	15 Feb 2025
 57 Trefoil St Ferntree Gully	4	House	\$1,061,000	12 Feb 2025
 8 Craig Av Ferntree Gully	3	House	\$830,000	12 Feb 2025
 93 Linda Cr Ferntree Gully	3	House	\$780,000	11 Feb 2025
 3 Tynham Cl FERNTREE GULLY	3	House	\$981,000	08 Feb 2025

Sold Properties~

Address	Bedrooms	Type	Price	Sold
 95 Burke Rd Ferntree Gully	3	House	\$880,000	08 Feb 2025
 22 Bursaria Av Ferntree Gully	3	House	\$801,000	05 Feb 2025
 4 Silverton Dr Ferntree Gully	4	House	\$935,000	01 Feb 2025
 4 Murdoch Ct Ferntree Gully	5	House	\$1,124,500	01 Feb 2025
 23 Richborough Gr Ferntree Gully	3	House	\$1,013,000	01 Feb 2025
 44 Moira Av Ferntree Gully	3	Unit	\$690,000	30 Jan 2025
 78 Edina Rd Ferntree Gully	3	House	\$705,000	29 Jan 2025
 2/12 Mountain Gate Dr Ferntree Gully	2	Unit	\$655,000	25 Jan 2025
 3/7 Aringa Ct Ferntree Gully	2	Unit	\$630,000	24 Jan 2025
 2/2 The Crescent Ferntree Gully	2	Unit	\$520,000	24 Jan 2025
 21 Clendon Rd Ferntree Gully	4	House	\$1,310,000	20 Jan 2025
 35 Nathan St Ferntree Gully	3	House	\$745,000	06 Jan 2025

Sold Properties~

Address	Bedrooms	Type	Price	Sold
 32 Cheryl Cr Ferntree Gully	3	House	\$1,026,000	06 Jan 2025
 425 Scoresby Rd Ferntree Gully	3	House	\$835,000	02 Jan 2025
 12/3-5 Milton St Ferntree Gully	3	Townhouse	\$605,000	24 Dec 2024
 79 Ormonde Rd Ferntree Gully	4	House	\$873,000	24 Dec 2024
 1/3-5 Milton St Ferntree Gully	3	Townhouse	\$600,000	23 Dec 2024
 8 Yarana St Ferntree Gully	4	House	\$955,000	23 Dec 2024
 12 Cornhill St Ferntree Gully	3	House	\$805,000	21 Dec 2024
 G13/9 Mountain Gate Dr Ferntree Gully	1	Apartment	\$375,000	21 Dec 2024
 17/152 Underwood Rd Ferntree Gully	2	Unit	\$603,000	20 Dec 2024
 2/13 Folkstone Cr Ferntree Gully	4	Townhouse	\$950,000	20 Dec 2024
 26 Kia Ora Pde Ferntree Gully	3	House	\$760,000	17 Dec 2024
 2b Newton St Ferntree Gully	3	House	\$720,000	17 Dec 2024



jelliscraig.com.au

Data is current as of PDF generation date 01/03/2025

* Updated Quarterly for the past 12 months

^ Updated daily for the past quarter

~ Updated daily: 33 recent results.

This publication contains data, analytics, statistics and other information supplied by PROPERTYDATAONLINE PTY LTD (PropertyData). The data provided in this publication is of a general nature and should not be construed as specific advice or relied upon in lieu of appropriate professional advice.

PropertyData relies upon data supplied by third parties and while the data is checked and reviewed, PropertyData does not warrant the accuracy or completeness of the information to the full extent permitted by the law and excludes all loss or damage howsoever arising (including through negligence) in connection with the data supplied by PropertyData. The State of Victoria owns the copyright in the Property Sales Data and reproduction of that data in any way without the consent of the State of Victoria will constitute a breach of the Copyright Act 1968 (cth). The State of Victoria does not warrant the accuracy or completeness of the Property Sales Data and any person using or relying upon such information does so on the basis that the State of Victoria accepts no responsibility or liability whatsoever for any errors, faults, defects or omissions in the information supplied.