

## *Suburb Report*

Know your neighbourhood.



# Property Prices

## Median House Price\*

Median  
\$880k

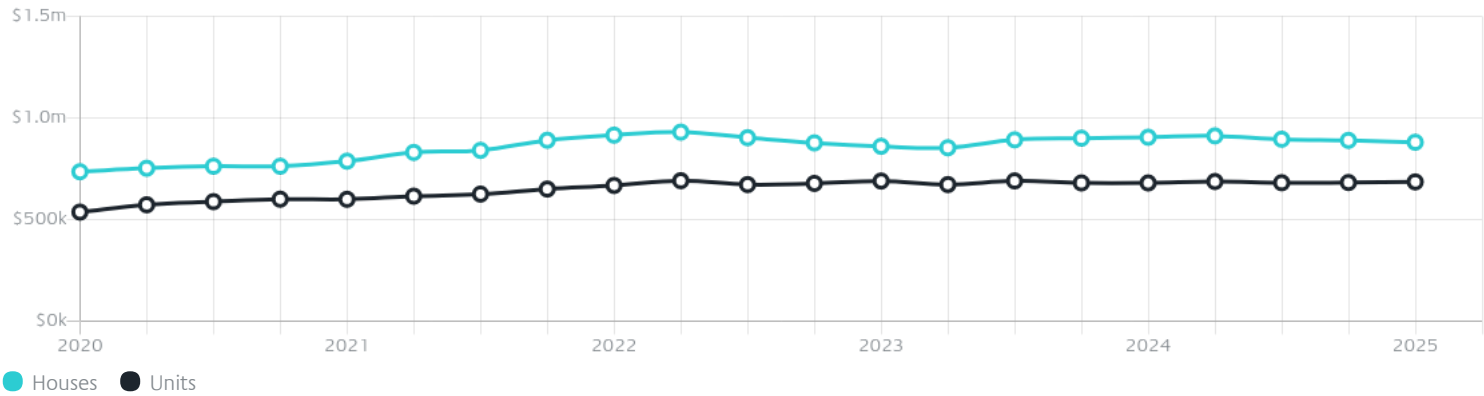
Quarterly Price Change  
-1.04% ↓

## Median Unit Price\*

Median  
\$685k

Quarterly Price Change  
0.43% ↑

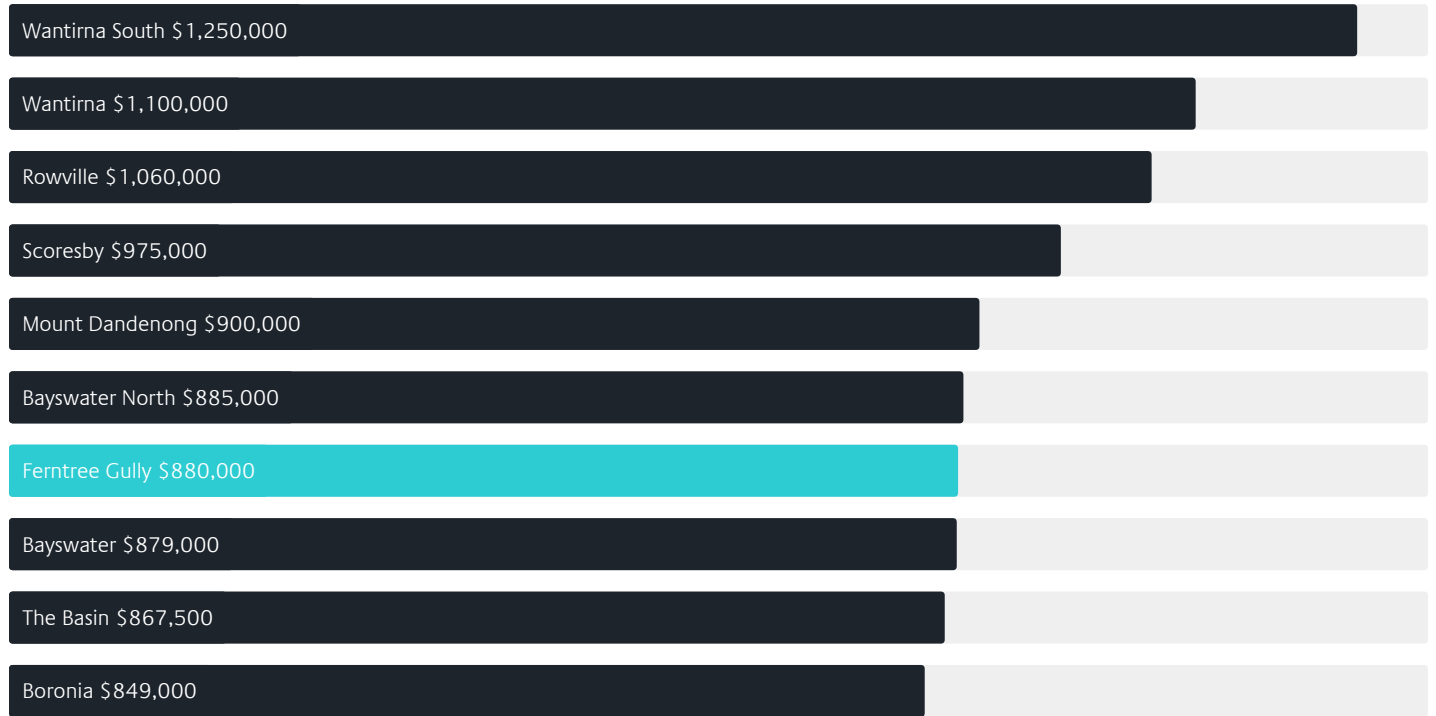
## Quarterly Price Change\*



# Surrounding Suburbs

---

## Median House Sale Price\*



## Median Unit Sale Price\*



# Sales Snapshot

Sale Method\*



● Auction 50%  
● Private 50%

Auction Clearance Rate\*

96.08%

Median Days on Market^

24 days

Average Hold Period\*

8.2 years

# Insights

Dwelling Type^



● Houses 88% ● Units 12%

Ownership^



● Owned Outright 36% ● Mortgaged 46% ● Rented 18%

Population^

27,398

Median Asking Rent per week\*

\$600

Population Growth^

3.67%

Rental Yield\*

3.44%

Median Age^













40 years

Median Household Size^













2.6 people

# Sold Properties~

Discover a snapshot of the most recent results for this suburb, to view the full 12 months of sales history, please go to [jellisicraig.com.au/suburbinsights](https://jellisicraig.com.au/suburbinsights)













Address	Bedrooms	Type	Price	Sold
 238 Windermere Dr FERNTREE GULLY	4	House	\$1,270,000	26 Apr 2025
 11 Mciver St Ferntree Gully	3	House	\$793,000	24 Apr 2025
 5 Aringa Ct Ferntree Gully	2	House	\$792,000	24 Apr 2025
 1/152 Underwood Rd Ferntree Gully	2	Unit	\$645,000	23 Apr 2025
 21 Lucerne Rd Ferntree Gully	3	House	\$860,000	21 Apr 2025
 4/65 Commercial Rd Ferntree Gully	2	Townhouse	\$598,000	18 Apr 2025
 2/9 Bowen St Ferntree Gully	2	Unit	\$622,000	18 Apr 2025
 1/4 Matthews Ct Ferntree Gully	3	Unit	\$575,000	16 Apr 2025
 2/2 Callemondah Ct Ferntree Gully	3	Unit	\$805,000	14 Apr 2025
 27 Malua Rd FERNTREE GULLY	2	House	\$740,000	13 Apr 2025
 25 Carlisle Rd Ferntree Gully	4	House	\$1,225,000	12 Apr 2025
 2/18 Adele Av Ferntree Gully	2	Townhouse	\$625,000	12 Apr 2025

# Sold Properties~

Address	Bedrooms	Type	Price	Sold
 23 Moore St Ferntree Gully	3	House	\$914,000	12 Apr 2025
 112 Glenfern Rd Ferntree Gully	3	House	\$745,000	12 Apr 2025
 10 Richborough Gr Ferntree Gully	5	House	\$1,000,000	12 Apr 2025
 48 Blackwood Park Rd Ferntree Gully	4	House	\$1,083,000	12 Apr 2025
 61 Segarta Cirt Ferntree Gully	4	House	\$1,160,000	12 Apr 2025
 2 Castle St Ferntree Gully	3	House	\$725,000	11 Apr 2025
 9 Lydford Rd Ferntree Gully	4	House	\$1,137,000	11 Apr 2025
 1/3 Johnson Dr Ferntree Gully	3	Unit	\$710,000	11 Apr 2025
 20 Paringa Dr Ferntree Gully	4	House	\$1,475,000	03 Apr 2025
 14 Salina Rise Ferntree Gully	5	House	\$1,384,000	03 Apr 2025
 103/8 Selman Av Ferntree Gully	2	Apartment	\$508,000	02 Apr 2025
 77 Helen Rd Ferntree Gully	3	House	\$730,000	02 Apr 2025



# Sold Properties~

Address	Bedrooms	Type	Price	Sold
 302 Windermere Dr Ferntree Gully	3	House	\$1,057,000	01 Apr 2025
 1 / 76 McMahons Rd Ferntree Gully	3	House	\$750,000	31 Mar 2025
 5 Carmel Av Ferntree Gully	3	Unit	\$688,000	31 Mar 2025
 2 / 29 Forest Rd Ferntree Gully	2	Townhouse	\$657,000	29 Mar 2025
 663 Burwood Hwy Ferntree Gully	3	House	\$785,500	29 Mar 2025
 7 / 18 Hutton Av Ferntree Gully	2	Unit	\$625,000	29 Mar 2025
 7 Renown St Ferntree Gully	3	House	\$860,000	27 Mar 2025
 48 Carlisle Rd Ferntree Gully	4	House	\$1,170,000	27 Mar 2025
 36 Helen Rd Ferntree Gully	3	House	\$915,000	27 Mar 2025
 16 Natasha Cl Ferntree Gully	4	House	\$1,195,000	27 Mar 2025
 9 Myrtle Cr Ferntree Gully	2	House	\$690,000	27 Mar 2025
 40 Blackwood Park Rd Ferntree Gully	3	House	\$860,000	27 Mar 2025



[jelliscraig.com.au](https://jelliscraig.com.au)

Data is current as of PDF generation date 01/05/2025

\* Updated Quarterly for the past 12 months

^ Updated daily for the past quarter

~ Updated daily: 33 recent results.

This publication contains data, analytics, statistics and other information supplied by PROPERTYDATAONLINE PTY LTD (PropertyData). The data provided in this publication is of a general nature and should not be construed as specific advice or relied upon in lieu of appropriate professional advice.

PropertyData relies upon data supplied by third parties and while the data is checked and reviewed, PropertyData does not warrant the accuracy or completeness of the information to the full extent permitted by the law and excludes all loss or damage howsoever arising (including through negligence) in connection with the data supplied by PropertyData. The State of Victoria owns the copyright in the Property Sales Data and reproduction of that data in any way without the consent of the State of Victoria will constitute a breach of the Copyright Act 1968 (cth). The State of Victoria does not warrant the accuracy or completeness of the Property Sales Data and any person using or relying upon such information does so on the basis that the State of Victoria accepts no responsibility or liability whatsoever for any errors, faults, defects or omissions in the information supplied.