

JellisCraig

FERNTREE GULLY

Suburb Report

Know your neighbourhood.



FERNTREE GULLY SUBURB REPORT

Median House Price*

Median

\$889k

Quarterly Price Change

1.02% ↑

Median Unit Price*

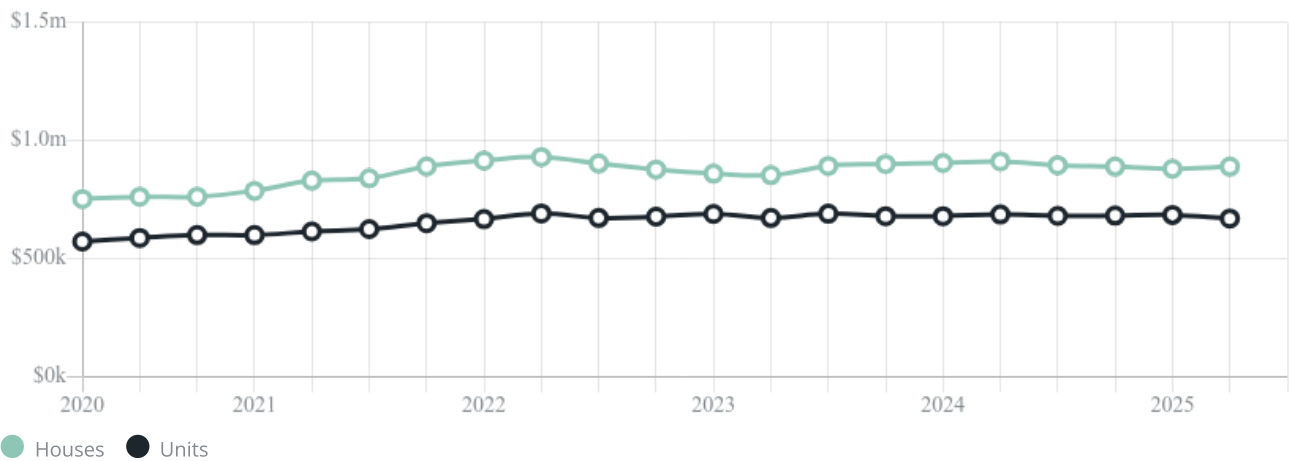
Median

\$670k

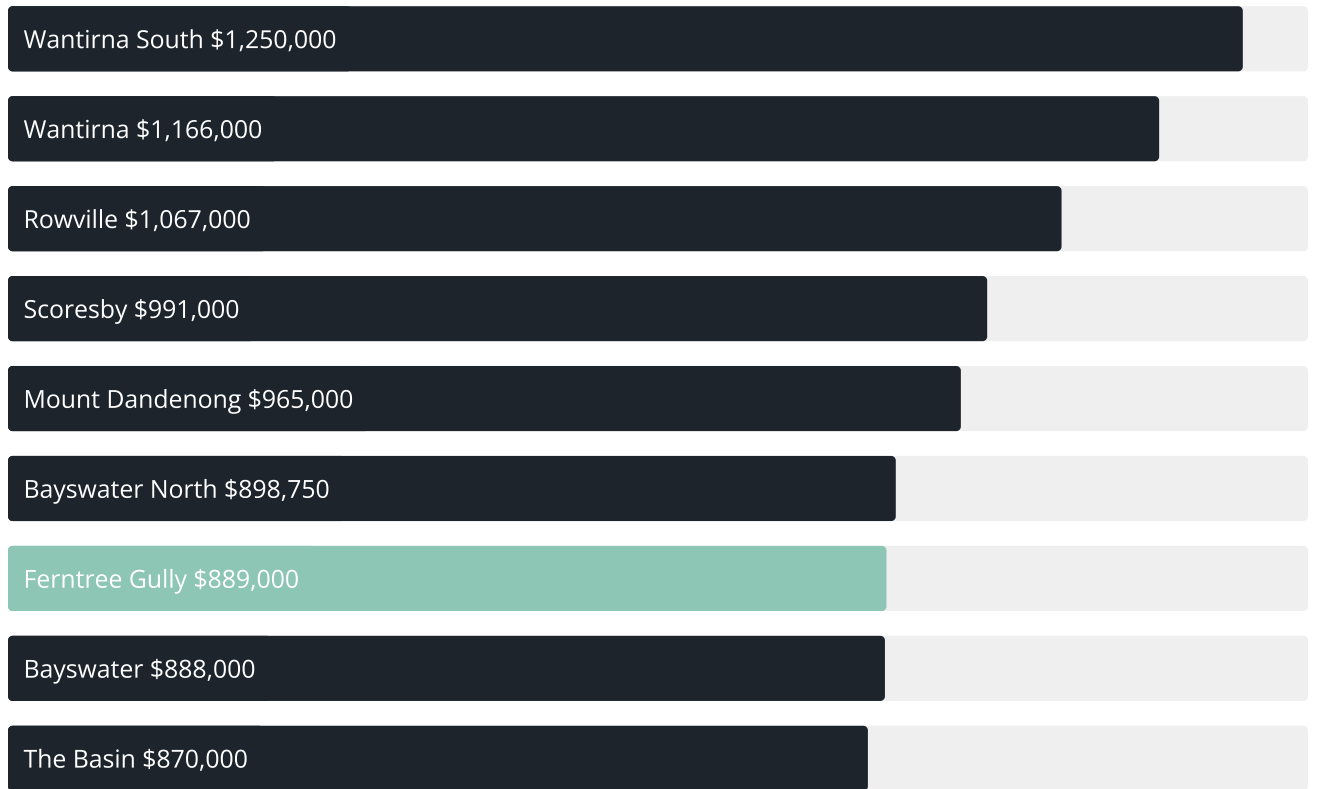

Quarterly Price Change

-2.18% ↓

Quarterly Price Change*



FERNTREE GULLY SUBURB REPORT

Median House Sale Price^{*}Median Unit Sale Price^{*}

FERNTREE GULLY SUBURB REPORT

Sale Method*



● Auction 57%

● Private 43%

Auction Clearance Rate*

92.19%

Median Days on Market^

24 days

Average Hold Period*

8.2 years

Dwelling Type^



● Houses 88%

● Units 12%

Ownership^



● Owned Outright 36%

● Mortgaged 46%

● Rented 18%

Population^

27,398

Median Asking Rent per week*

\$610

Population Growth^

3.67%

Rental Yield*

3.44%

Median Age^











40 years

Median Household Size^











2.6 people

FERNTREE GULLY SUBURB REPORT











Discover a snapshot of the most recent results for this suburb, to view the full 12 months of sales history, please go to jellisicraig.com.au/suburbinsights

Address	Bedrooms	Type	Price	Sold
 19 Mayfair Dr Ferntree Gully	4	House	\$1,112,000	25 Sep 2025
 1/1131 Burwood Hwy Ferntree Gully	3	Townhouse	\$708,000	25 Sep 2025
 76 Adele Av FERNTREE GULLY	3	House	\$940,000	25 Sep 2025
 86 Loretto Av Ferntree Gully	3	House	\$855,000	23 Sep 2025
 30 Stirling St Ferntree Gully	3	Townhouse	\$800,000	22 Sep 2025
 74 Forest Rd Ferntree Gully	3	House	\$889,000	20 Sep 2025
 8/14 Adele Av Ferntree Gully	2	Townhouse	\$555,000	20 Sep 2025
 10 Butlers Rd Ferntree Gully	4	House	\$1,511,000	20 Sep 2025
 3 Wyuna St Ferntree Gully	3	House	\$896,000	20 Sep 2025
 15 Eytan St Ferntree Gully	4	House	\$1,227,000	20 Sep 2025

FERNTREE GULLY SUBURB REPORT

Address	Bedrooms	Type	Price	Sold
 7 Conn St Ferntree Gully	4	House	\$934,000	20 Sep 2025
 6 Bonnie Ct Ferntree Gully	5	House	\$1,168,100	19 Sep 2025
 1a Ashton Rd Ferntree Gully	3	Unit	\$745,000	16 Sep 2025
 2 Watkins Ct Ferntree Gully	4	House	\$1,111,500	15 Sep 2025
 2a Lording St Ferntree Gully	3	Flat/Unit/Apartment	\$137,500	15 Sep 2025
 4 Rio Ct Ferntree Gully	3	House	\$882,000	13 Sep 2025
 7 Scenic Ct Ferntree Gully	3	House	\$952,000	13 Sep 2025
 20 Folkstone Cr Ferntree Gully	4	House	\$1,220,000	13 Sep 2025
 97 Burke Rd Ferntree Gully	3	House	\$930,000	06 Sep 2025
 12 Cambden Park Pde Ferntree Gully	4	House	\$960,000	06 Sep 2025

FERNTREE GULLY SUBURB REPORT

Address	Bedrooms	Type	Price	Sold
 26 Sheraton Cr Ferntree Gully	5	House	\$1,400,000	06 Sep 2025
 14 Lynian Ct Ferntree Gully	4	House	\$995,000	06 Sep 2025
 23 James Rd Ferntree Gully	4	House	\$992,000	06 Sep 2025
 2/769 Burwood Hwy Ferntree Gully	3	Unit	\$725,000	05 Sep 2025
 3/3 Milton St Ferntree Gully	2	Strata Unit/Townhouse	\$630,000	03 Sep 2025
 1/44 McMahons Rd Ferntree Gully	4	Townhouse	\$960,000	02 Sep 2025
 1/4 Dorset Rd FERNTREE GULLY	3	House	\$650,000	02 Sep 2025
 2/15 Clyde St Ferntree Gully	3	Unit	\$650,000	31 Aug 2025
 14 Joan Av Ferntree Gully	3	House	\$855,000	30 Aug 2025
 3/9 Aitken Ct Ferntree Gully	3	Unit	\$880,000	30 Aug 2025



jellisraig.com.au

Data is current as of PDF generation date 01/10/2025

* Updated Quarterly for the past 12 months

^ Updated daily for the past quarter

~ Updated daily: 33 recent results.

This publication contains data, analytics, statistics and other information supplied by PROPERTYDATAONLINE PTY LTD (PropertyData). The data provided in this publication is of a general nature and should not be construed as specific advice or relied upon in lieu of appropriate professional advice.

PropertyData relies upon data supplied by third parties and while the data is checked and reviewed, PropertyData does not warrant the accuracy or completeness of the information to the full extent permitted by the law and excludes all loss or damage howsoever arising (including through negligence) in connection with the data supplied by PropertyData. The State of Victoria owns the copyright in the Property Sales Data and reproduction of that data in any way without the consent of the State of Victoria will constitute a breach of the Copyright Act 1968 (cth). The State of Victoria does not warrant the accuracy or completeness of the Property Sales Data and any person using or relying upon such information does so on the basis that the State of Victoria accepts no responsibility or liability whatsoever for any errors, faults, defects or omissions in the information supplied.