

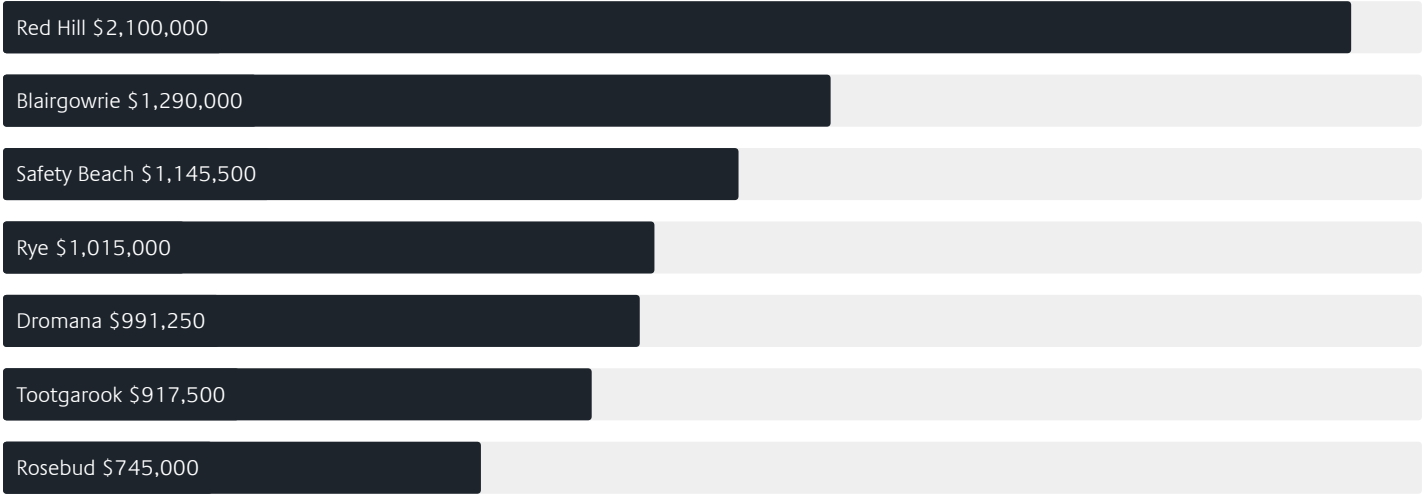
Suburb Report

Know your neighbourhood.



Surrounding Suburbs

Median House Sale Price*



Median Unit Sale Price*



Sales Snapshot

Sale Method^{*}



● Private 100%

Average Hold Period^{*}

4.6 years

Insights

Dwelling Type[^]



● Houses 98% ● Units 2%

Ownership[^]



● Owned Outright 52% ● Mortgaged 41% ● Rented 7%

Population[^]

637

Median Asking Rent per week^{*}

\$640

Population Growth[^]

20.42%

Rental Yield^{*}

2.81%

Median Age[^]













56 years

Median Household Size[^]




2.4 people

Sold Properties~

Discover a snapshot of the most recent results for this suburb, to view the full 12 months of sales history, please go to jellisicraig.com.au/suburbinsights

Address	Bedrooms	Type	Price	Sold
 35 Arthurs Vw Fingal	4	House	\$1,870,000	25 Apr 2025
 33 Turnberry Gr FINGAL	4	House	\$1,260,000	20 Mar 2025
 21 Turnberry Gr Fingal	4	House	\$1,225,000	02 Mar 2025
 29 Lahinch Dr Fingal	4	House	\$1,850,000	02 Jan 2025
 20 Lahinch Dr Fingal	4	House	\$1,396,000	01 Jan 2025
 18 Lahinch Dr Fingal	5	House	\$1,670,000	07 Dec 2024
 13 Nagles Vw Fingal	4	House	\$1,725,000	29 Nov 2024
 155 Sandy Rd Fingal	3	House	\$1,850,000	27 Nov 2024
 24 Old Tom Morris La FINGAL	4	House	\$2,000,000	08 Nov 2024
 13 Arthurs Vw Fingal	4	House	\$1,705,000	16 Oct 2024
 271 Browns Rd Fingal	4	House	\$1,940,000	05 Oct 2024
 9 Old Tom Morris La Fingal	4	House	\$1,895,000	04 Oct 2024

Sold Properties~

Address	Bedrooms	Type	Price	Sold
 360 Truemans Rd FINGAL	1	Land	\$1,066,666	11 Sep 2024
 7 17/50 Peter Thomson Dr Fingal	2	Subdivided Flat - Single OYO Flat	\$500,000	27 Jul 2024
 8 Nagles Vw Fingal	4	House	\$1,800,000	23 Jul 2024



Rye Office
2273 Point Nepean Road, Rye
03 5984 0999

jelliscraig.com.au

Data is current as of PDF generation date 01/07/2025

* Updated Quarterly for the past 12 months

^ Updated daily for the past quarter

~ Updated daily: 33 recent results.

This publication contains data, analytics, statistics and other information supplied by PROPERTYDATAONLINE PTY LTD (PropertyData). The data provided in this publication is of a general nature and should not be construed as specific advice or relied upon in lieu of appropriate professional advice.

PropertyData relies upon data supplied by third parties and while the data is checked and reviewed, PropertyData does not warrant the accuracy or completeness of the information to the full extent permitted by the law and excludes all loss or damage howsoever arising (including through negligence) in connection with the data supplied by PropertyData. The State of Victoria owns the copyright in the Property Sales Data and reproduction of that data in any way without the consent of the State of Victoria will constitute a breach of the Copyright Act 1968 (cth). The State of Victoria does not warrant the accuracy or completeness of the Property Sales Data and any person using or relying upon such information does so on the basis that the State of Victoria accepts no responsibility or liability whatsoever for any errors, faults, defects or omissions in the information supplied.