

Suburb Report

Know your neighbourhood.



Property Prices

Median House Price*

Median

\$1.53m

Quarterly Price Change

-3.63% ↓

Median Unit Price*

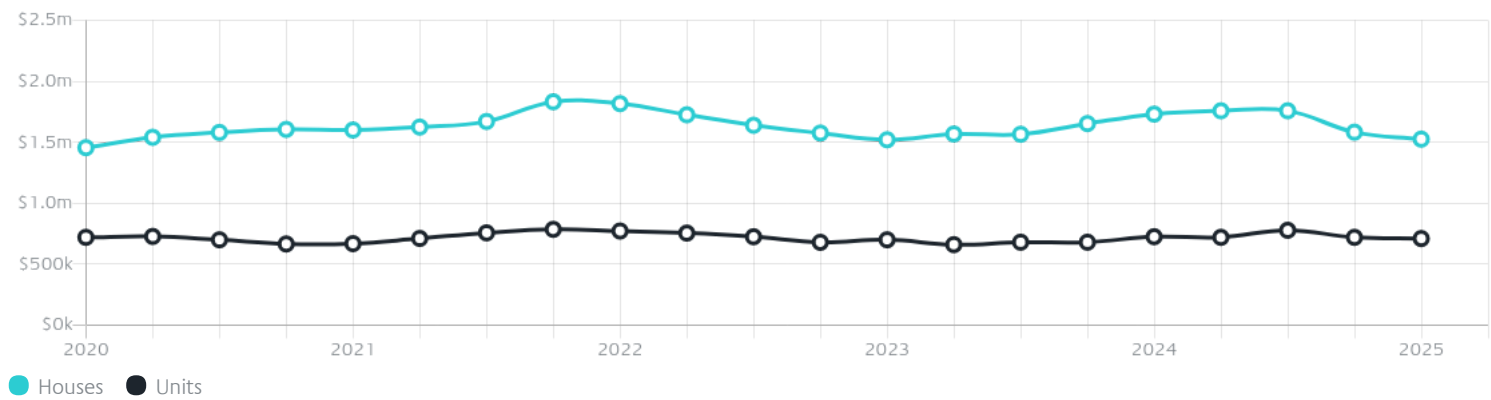
Median

\$710k

Quarterly Price Change

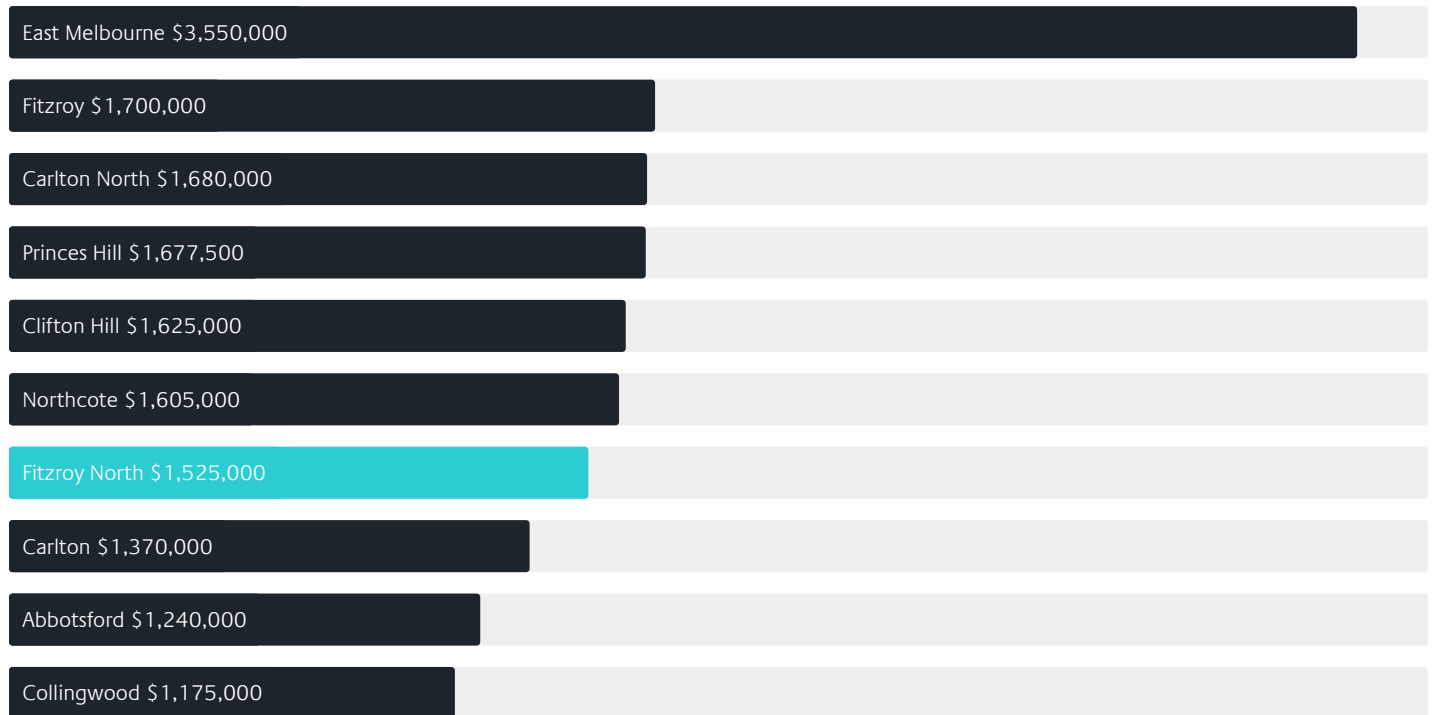
-1.38% ↓

Quarterly Price Change*




Surrounding Suburbs

Median House Sale Price*



Median Unit Sale Price*



Sales Snapshot

Sale Method*



● Auction 59%
● Private 41%

Auction Clearance Rate*

80%

Median Days on Market^

25 days

Average Hold Period*

7.9 years

Insights

Dwelling Type^



● Houses 14% ● Units 86%

Ownership^



● Owned Outright 29% ● Mortgaged 25% ● Rented 46%

Population^

12,781

Median Asking Rent per week*

\$850

Population Growth^

3.58%

Rental Yield*

2.36%

Median Age^













36 years

Median Household Size^













2.2 people

Sold Properties~













Discover a snapshot of the most recent results for this suburb, to view the full 12 months of sales history, please go to jellisraig.com.au/suburbinsights

Address	Bedrooms	Type	Price	Sold
 507 Napier St Fitzroy North	2	House	\$1,280,000	31 May 2025
 35 Batman St Fitzroy North	2	House	\$1,200,000	31 May 2025
 14 Freeman St Fitzroy North	2	House	\$1,360,000	27 May 2025
 1/672 Nicholson St Fitzroy North	2	Townhouse	\$926,000	24 May 2025
 14 May St Fitzroy North	3	House	\$2,500,000	24 May 2025
 288 Rae St Fitzroy North	2	House	\$1,240,000	17 May 2025
 8/3 Miller St Fitzroy North	2	Apartment	\$824,000	17 May 2025
 17/272 Barkly St Fitzroy North	1	Unit	\$406,000	14 May 2025
 76/682 Nicholson St Fitzroy North	2	Apartment	\$730,000	12 May 2025
 39 Woodside St Fitzroy North	2	House	\$1,590,000	10 May 2025
 116/392 St Georges Rd Fitzroy North	2	Apartment	\$589,000	07 May 2025
 16/187 Mckean St Fitzroy North	1	Apartment	\$439,000	03 May 2025

Sold Properties~

Address	Bedrooms	Type	Price	Sold
 2/322 St Georges Rd Fitzroy North	2	Townhouse	\$890,000	03 May 2025
 404/58 Queens Pde Fitzroy North	2	Apartment	\$655,000	01 May 2025
 319/4 Bik La Fitzroy North	2	Apartment	\$410,000	30 Apr 2025
 104/392 St Georges Rd Fitzroy North	1	Apartment	\$475,000	28 Apr 2025
 30/4 Bik La Fitzroy North	1	Studio Apartment	\$287,000	28 Apr 2025
 8 York Pl Fitzroy North	3	House	\$1,175,000	27 Apr 2025
 110/245 Queens Pde Fitzroy North	2	Apartment	\$513,000	16 Apr 2025
 33 Egremont St Fitzroy North	4	House	\$1,685,000	12 Apr 2025
 5/14 Brennand St Fitzroy North	1	Unit	\$418,000	11 Apr 2025
 14 Michael St Fitzroy North	3	House	\$1,950,000	10 Apr 2025
 10/8 Bennett St Fitzroy North	1	Apartment	\$445,000	08 Apr 2025
 87/682 Nicholson St Fitzroy North	2	Apartment	\$761,000	07 Apr 2025

Sold Properties~

Address	Bedrooms	Type	Price	Sold
 86 Newry St FITZROY NORTH	3	House	\$1,365,000	05 Apr 2025
 5/497 Napier St Fitzroy North	3	House	\$1,475,000	05 Apr 2025
 66 Birkenhead St Fitzroy North	1	House	\$1,230,000	05 Apr 2025
 2/29 Taylor St Fitzroy North	2	Townhouse	\$750,000	05 Apr 2025
 G9/26 Nicholson St Fitzroy North	3	Townhouse	\$1,170,000	05 Apr 2025
 28 Rae St Fitzroy North	2	House	\$1,275,000	03 Apr 2025
 10/81 Alfred Cr Fitzroy North	1	Subdivided Unit/Villa/Townhouse	\$515,000	28 Mar 2025
 69 Queens Pde Fitzroy North	4	House	\$1,690,000	28 Mar 2025
 2a Rowe St Fitzroy North	3	House	\$2,000,000	28 Mar 2025
 8/30 Nicholson St Fitzroy North	2	Townhouse	\$876,000	26 Mar 2025
 236 Barkly St Fitzroy North	2	House	\$1,080,000	25 Mar 2025
 10 White St Fitzroy North	3	House	\$1,840,000	22 Mar 2025



Fitzroy Office
189 Johnston Street, Fitzroy
03 8415 6100

jelliscraig.com.au

Data is current as of PDF generation date 01/06/2025

* Updated Quarterly for the past 12 months

^ Updated daily for the past quarter

~ Updated daily: 33 recent results.

This publication contains data, analytics, statistics and other information supplied by PROPERTYDATAONLINE PTY LTD (PropertyData). The data provided in this publication is of a general nature and should not be construed as specific advice or relied upon in lieu of appropriate professional advice.

PropertyData relies upon data supplied by third parties and while the data is checked and reviewed, PropertyData does not warrant the accuracy or completeness of the information to the full extent permitted by the law and excludes all loss or damage howsoever arising (including through negligence) in connection with the data supplied by PropertyData. The State of Victoria owns the copyright in the Property Sales Data and reproduction of that data in any way without the consent of the State of Victoria will constitute a breach of the Copyright Act 1968 (cth). The State of Victoria does not warrant the accuracy or completeness of the Property Sales Data and any person using or relying upon such information does so on the basis that the State of Victoria accepts no responsibility or liability whatsoever for any errors, faults, defects or omissions in the information supplied.