

Suburb Report

Know your neighbourhood.



Property Prices

Median House Price*

Median

\$1.78m

Quarterly Price Change

3.95% ↑

Median Unit Price*

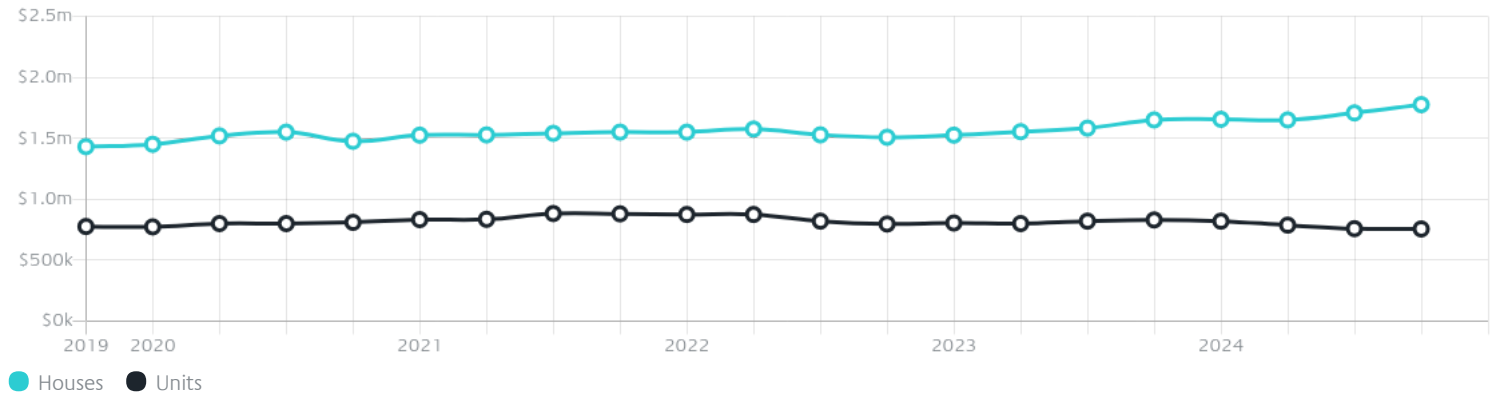
Median

\$756k

Quarterly Price Change

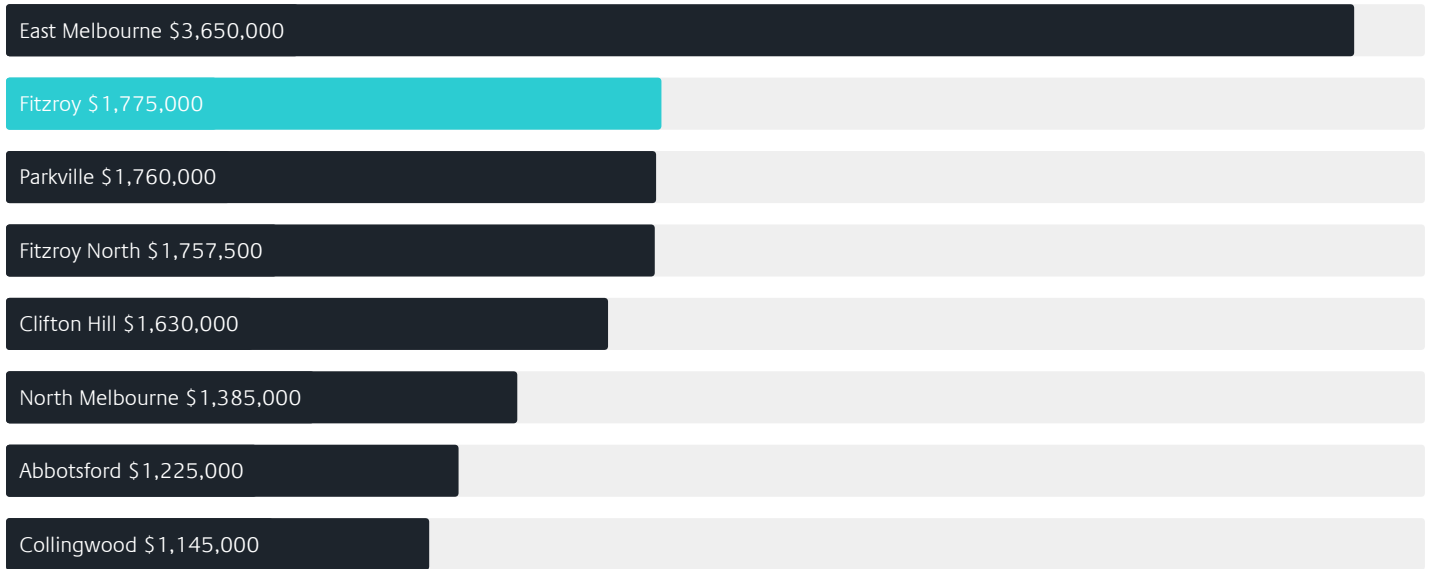
-0.32% ↓

Quarterly Price Change*

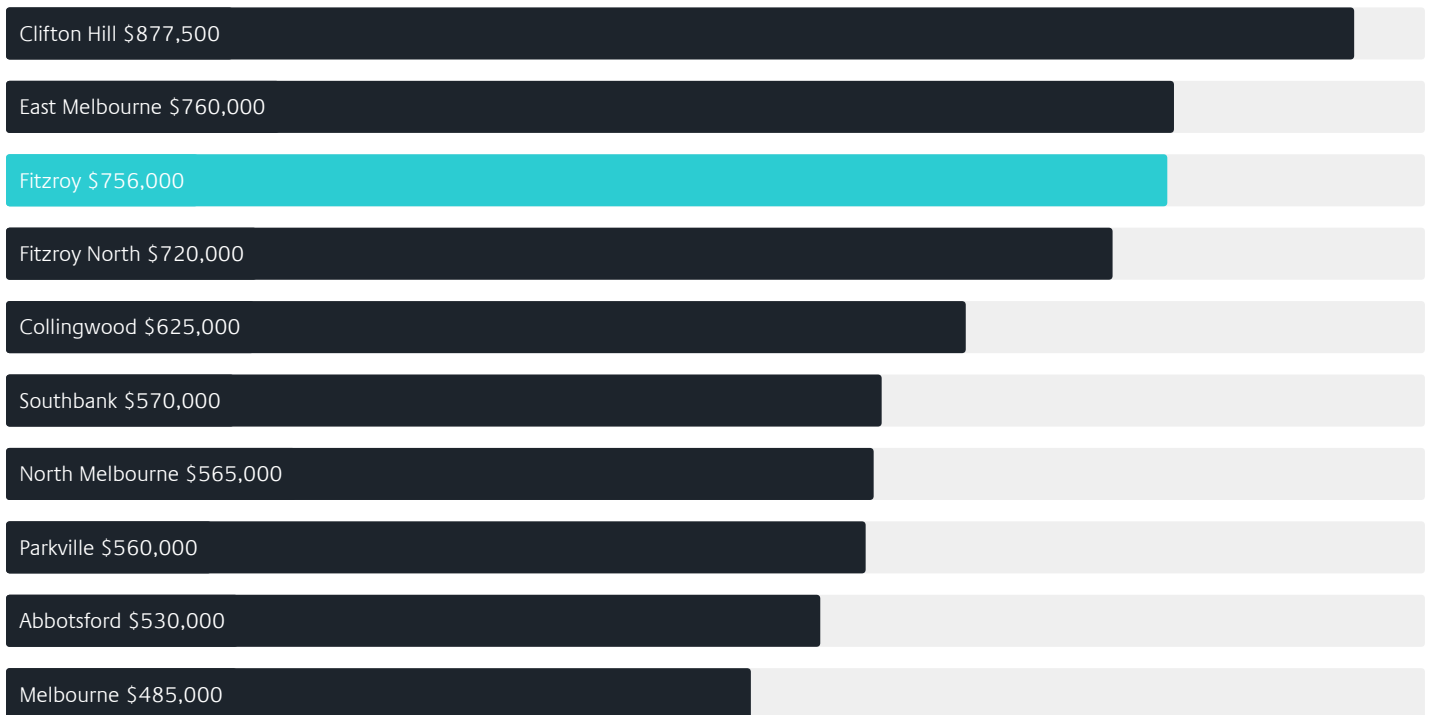


Surrounding Suburbs

Median House Sale Price*



Median Unit Sale Price*



Sales Snapshot

Sale Method*



● Auction 39%
● Private 61%

Auction Clearance Rate*

75%

Median Days on Market^

35 days

Average Hold Period*

7.7 years

Insights

Dwelling Type^



● Houses 3% ● Units 97%

Ownership^



● Owned Outright 21% ● Mortgaged 24% ● Rented 55%

Population^

10,431

Median Asking Rent per week*

\$898

Population Growth^

-0.13%

Rental Yield*

2.58%

Median Age^













35 years

Median Household Size^













2 people

Sold Properties~













Discover a snapshot of the most recent results for this suburb, to view the full 12 months of sales history, please go to jellisraig.com.au/suburbinsights

Address	Bedrooms	Type	Price	Sold
 10/19 Victoria St Fitzroy	2	Unit	\$1,110,000	22 Feb 2025
 60 Alexandra Pde Fitzroy	4	House	\$1,491,000	22 Feb 2025
 303/81 Argyle St Fitzroy	1	Apartment	\$460,000	21 Feb 2025
 205/176 Argyle St Fitzroy	2	Apartment	\$780,000	18 Feb 2025
 79 Webb St Fitzroy	3	House	\$2,550,000	15 Feb 2025
 227 George St Fitzroy	3	House	\$2,450,000	12 Feb 2025
 12/10 Kerr St Fitzroy	3	Townhouse	\$2,088,888	04 Feb 2025
 4/175 Fitzroy St Fitzroy	2	Apartment	\$1,120,000	24 Jan 2025
 206/300 Young St Fitzroy	1	Apartment	\$420,000	23 Jan 2025
 18/3-25 Hanover St Fitzroy	1	Apartment	\$317,000	27 Dec 2024
 60 Victoria St Fitzroy	2	House	\$1,100,000	23 Dec 2024
 5/59 Leicester St Fitzroy	2	Townhouse (Conjoined)	\$1,280,000	18 Dec 2024

Sold Properties~

Address	Bedrooms	Type	Price	Sold
 213 Argyle St Fitzroy	3	Townhouse	\$1,380,000	18 Dec 2024
 138 Cecil St Fitzroy	3	House	\$1,350,000	14 Dec 2024
 202/21 Rose St Fitzroy	2	Apartment	\$950,000	13 Dec 2024
 109 Argyle St Fitzroy	6	House	\$3,725,000	11 Dec 2024
 42 Gore St Fitzroy	4	House	\$2,195,000	07 Dec 2024
 263 George St Fitzroy	2	House	\$1,820,000	07 Dec 2024
 386 Gore St Fitzroy	3	Residential Warehouse	\$2,035,000	05 Dec 2024
 304/21 Rose St Fitzroy	2	Apartment	\$920,000	03 Dec 2024
 513/338 Gore St Fitzroy	1	Apartment	\$520,000	03 Dec 2024
 7/205 Johnston St Fitzroy	2	Apartment	\$950,000	29 Nov 2024
 302/45 Rose St Fitzroy	2	Unit	\$1,160,000	29 Nov 2024
 110/239 Napier St Fitzroy	1	Unit	\$562,500	28 Nov 2024

Sold Properties~

Address	Bedrooms	Type	Price	Sold
 101 Cecil St FITZROY	3	House	\$1,360,000	27 Nov 2024
 66 Nicholson St Fitzroy	4	House	\$4,052,000	23 Nov 2024
 503 / 160 Argyle St Fitzroy	2	Apartment	\$855,000	23 Nov 2024
 3 / 5 St David St Fitzroy	1	Apartment	\$538,500	20 Nov 2024
 58 Gore St Fitzroy	4	House - Terrace	\$2,405,000	16 Nov 2024
 6 / 56 Palmer St Fitzroy	1	Strata Unit / Flat	\$380,000	15 Nov 2024
 20 St David St Fitzroy	5	House	\$1,987,296	11 Nov 2024
 6 Moor St Fitzroy	1	House	\$1,100,000	09 Nov 2024
 405 / 75 Argyle St Fitzroy	1	Unit	\$710,000	09 Nov 2024
 480 George St Fitzroy	3	House	\$1,315,000	08 Nov 2024
 34 / 98 Nicholson St Fitzroy	1	Apartment	\$367,775	07 Nov 2024
 303 / 185 Rose St Fitzroy	2	Unit	\$613,500	06 Nov 2024

Jellis Craig

Fitzroy Office
189 Johnston Street, Fitzroy
03 8415 6100

jelliscraig.com.au

Data is current as of PDF generation date 01/03/2025

* Updated Quarterly for the past 12 months

^ Updated daily for the past quarter

~ Updated daily: 33 recent results.

This publication contains data, analytics, statistics and other information supplied by PROPERTYDATAONLINE PTY LTD (PropertyData). The data provided in this publication is of a general nature and should not be construed as specific advice or relied upon in lieu of appropriate professional advice.

PropertyData relies upon data supplied by third parties and while the data is checked and reviewed, PropertyData does not warrant the accuracy or completeness of the information to the full extent permitted by the law and excludes all loss or damage howsoever arising (including through negligence) in connection with the data supplied by PropertyData. The State of Victoria owns the copyright in the Property Sales Data and reproduction of that data in any way without the consent of the State of Victoria will constitute a breach of the Copyright Act 1968 (cth). The State of Victoria does not warrant the accuracy or completeness of the Property Sales Data and any person using or relying upon such information does so on the basis that the State of Victoria accepts no responsibility or liability whatsoever for any errors, faults, defects or omissions in the information supplied.