

## *Suburb Report*

Know your neighbourhood.



# Property Prices

## Median House Price\*

Median

**\$1.70m**

Quarterly Price Change

**-4.22% ↓**

## Median Unit Price\*

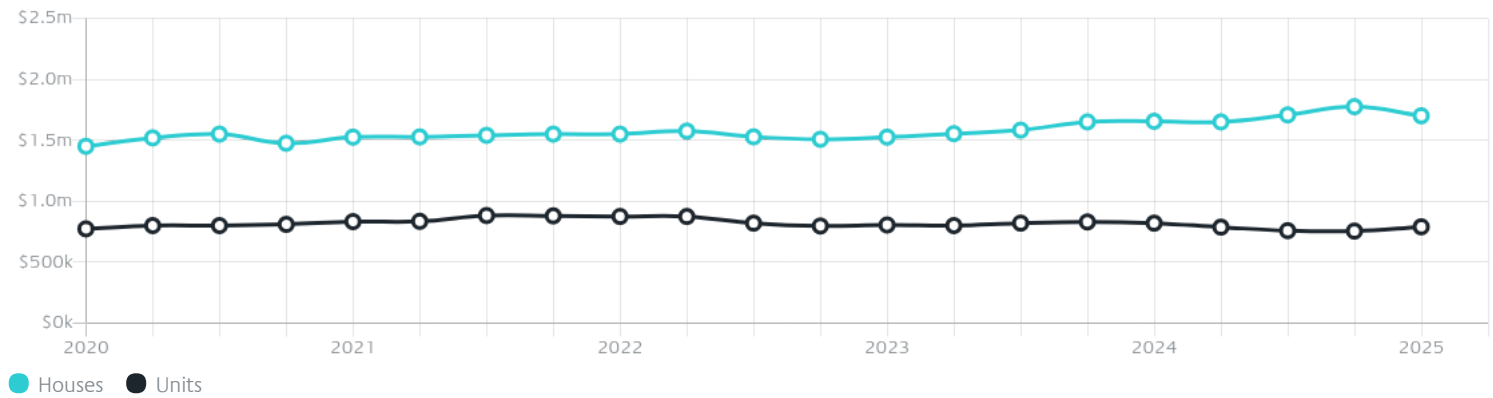
Median

**\$790k**

Quarterly Price Change

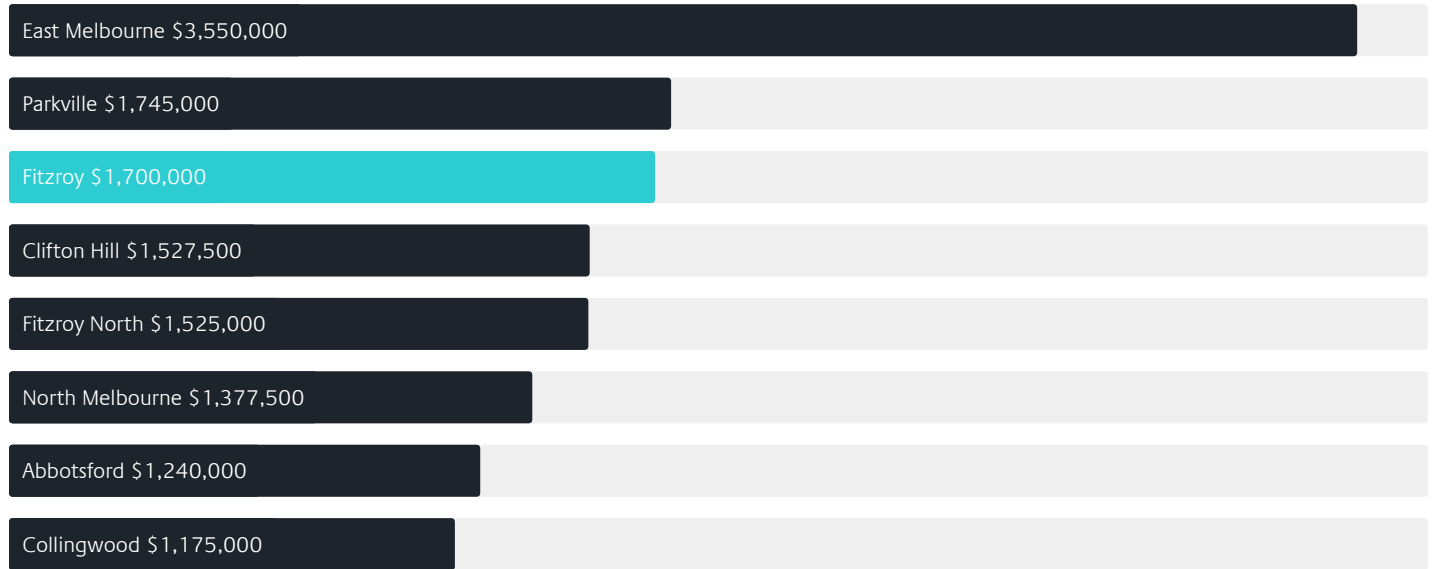
**4.63% ↑**

## Quarterly Price Change\*

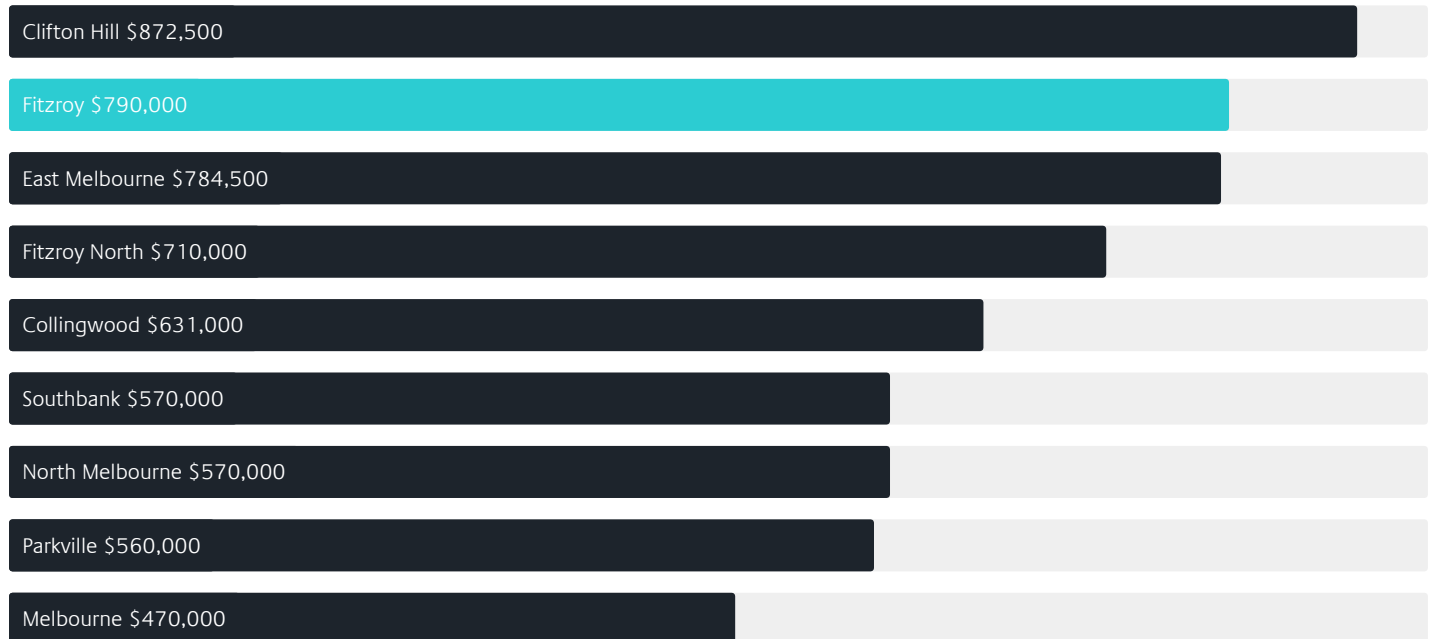


# Surrounding Suburbs

## Median House Sale Price\*



## Median Unit Sale Price\*



# Sales Snapshot

Sale Method\*



Auction Clearance Rate\*

74.29%

Median Days on Market^


25 days

Average Hold Period\*

7.7 years

## Insights

Dwelling Type^



Ownership^



Population^

10,431

Median Asking Rent per week\*

\$900

Population Growth^

-0.13%

Rental Yield\*

2.58%

Median Age^













35 years

Median Household Size^













2 people

# Sold Properties~













Discover a snapshot of the most recent results for this suburb, to view the full 12 months of sales history, please go to [jellisraig.com.au/suburbinsights](https://jellisraig.com.au/suburbinsights)

Address	Bedrooms	Type	Price	Sold
 16/10 Kerr St Fitzroy	3	Townhouse	\$1,620,000	15 Apr 2025
 506/185 Rose St Fitzroy	2	Apartment	\$908,000	12 Apr 2025
 434 Gore St Fitzroy	6	House	\$5,700,000	09 Apr 2025
 2/10 Kerr St Fitzroy	2	Townhouse	\$1,349,000	31 Mar 2025
 196 Moor St FITZROY	2	House	\$1,130,000	29 Mar 2025
 78 Bell St Fitzroy	4	House	\$2,500,000	29 Mar 2025
 134 Cecil St Fitzroy	2	House	\$1,362,500	29 Mar 2025
 6/31 George St Fitzroy	3	Apartment	\$770,000	27 Mar 2025
 8/98 George St Fitzroy	1	Unit	\$561,000	26 Mar 2025
 304/300 Young St Fitzroy	2	Apartment	\$665,000	24 Mar 2025
 4/59 Leicester St Fitzroy	3	Townhouse	\$1,537,000	22 Mar 2025
 51 Kerr St Fitzroy	2	House	\$1,270,000	22 Mar 2025

# Sold Properties~

Address	Bedrooms	Type	Price	Sold
 333 Young St Fitzroy	2	Townhouse	\$1,280,000	22 Mar 2025
 58 Kerr St FITZROY	4	House	\$1,305,000	21 Mar 2025
 14 Westgarth St Fitzroy	3	House	\$1,620,000	21 Mar 2025
 101 / 75 Argyle St Fitzroy	2	Apartment	\$1,552,500	20 Mar 2025
 17 Westgarth St Fitzroy	4	House	\$500,000	16 Mar 2025
 316 / 416 Gore St FITZROY	2	Apartment	\$835,000	15 Mar 2025
 108 / 48 Rose St Fitzroy	2	Apartment	\$685,000	15 Mar 2025
 337 Young St Fitzroy	2	Townhouse (Conjoined)	\$1,150,000	07 Mar 2025
 327a Young St Fitzroy	1	Apartment	\$515,000	07 Mar 2025
 27 Little George St Fitzroy	1	House	\$970,000	06 Mar 2025
 4 / 5 Spring St FITZROY	2	Apartment	\$775,000	28 Feb 2025
 60 Alexandra Pde Fitzroy	4	House	\$1,491,000	22 Feb 2025

# Sold Properties~

Address	Bedrooms	Type	Price	Sold
 76 Cecil St FITZROY	3	House	\$2,020,000	22 Feb 2025
 1/93 Westgarth St Fitzroy	1	House	\$1,580,000	22 Feb 2025
 259 Napier St Fitzroy	1	House	\$1,290,000	22 Feb 2025
 10/19 Victoria St Fitzroy	2	Unit	\$1,110,000	22 Feb 2025
 303/81 Argyle St Fitzroy	1	Apartment	\$460,000	21 Feb 2025
 110/416 Gore St Fitzroy	2	Apartment	\$510,000	21 Feb 2025
 205/176 Argyle St Fitzroy	2	Apartment	\$780,000	18 Feb 2025
 79 Webb St Fitzroy	3	House	\$2,550,000	15 Feb 2025
 5/96 Charles St Fitzroy	1	Unit	\$496,000	13 Feb 2025
 227 George St Fitzroy	3	House	\$2,450,000	12 Feb 2025
 103/75 Argyle St Fitzroy	2	Apartment	\$1,640,000	11 Feb 2025
 12/10 Kerr St Fitzroy	3	Townhouse	\$2,088,888	04 Feb 2025



Fitzroy Office  
189 Johnston Street, Fitzroy  
03 8415 6100

[jelliscraig.com.au](http://jelliscraig.com.au)

Data is current as of PDF generation date 01/05/2025

\* Updated Quarterly for the past 12 months

^ Updated daily for the past quarter

~ Updated daily: 33 recent results.

This publication contains data, analytics, statistics and other information supplied by PROPERTYDATAONLINE PTY LTD (PropertyData). The data provided in this publication is of a general nature and should not be construed as specific advice or relied upon in lieu of appropriate professional advice.

PropertyData relies upon data supplied by third parties and while the data is checked and reviewed, PropertyData does not warrant the accuracy or completeness of the information to the full extent permitted by the law and excludes all loss or damage howsoever arising (including through negligence) in connection with the data supplied by PropertyData. The State of Victoria owns the copyright in the Property Sales Data and reproduction of that data in any way without the consent of the State of Victoria will constitute a breach of the Copyright Act 1968 (cth). The State of Victoria does not warrant the accuracy or completeness of the Property Sales Data and any person using or relying upon such information does so on the basis that the State of Victoria accepts no responsibility or liability whatsoever for any errors, faults, defects or omissions in the information supplied.