

Suburb Report

Know your neighbourhood.



Property Prices

Median House Price*

Median

\$1.10m

Quarterly Price Change

0.18% ↑

Median Unit Price*

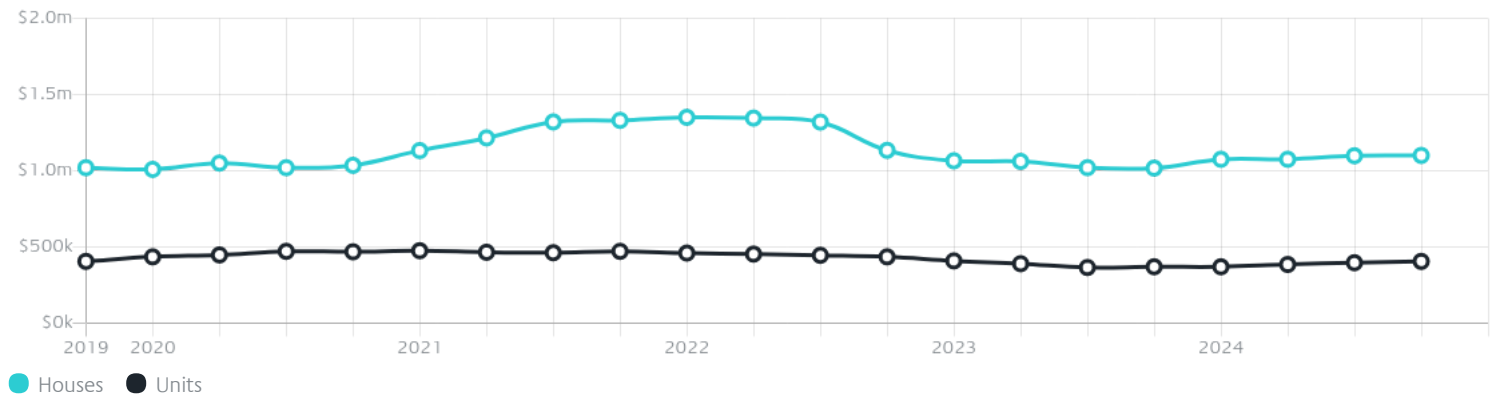
Median

\$405k

Quarterly Price Change

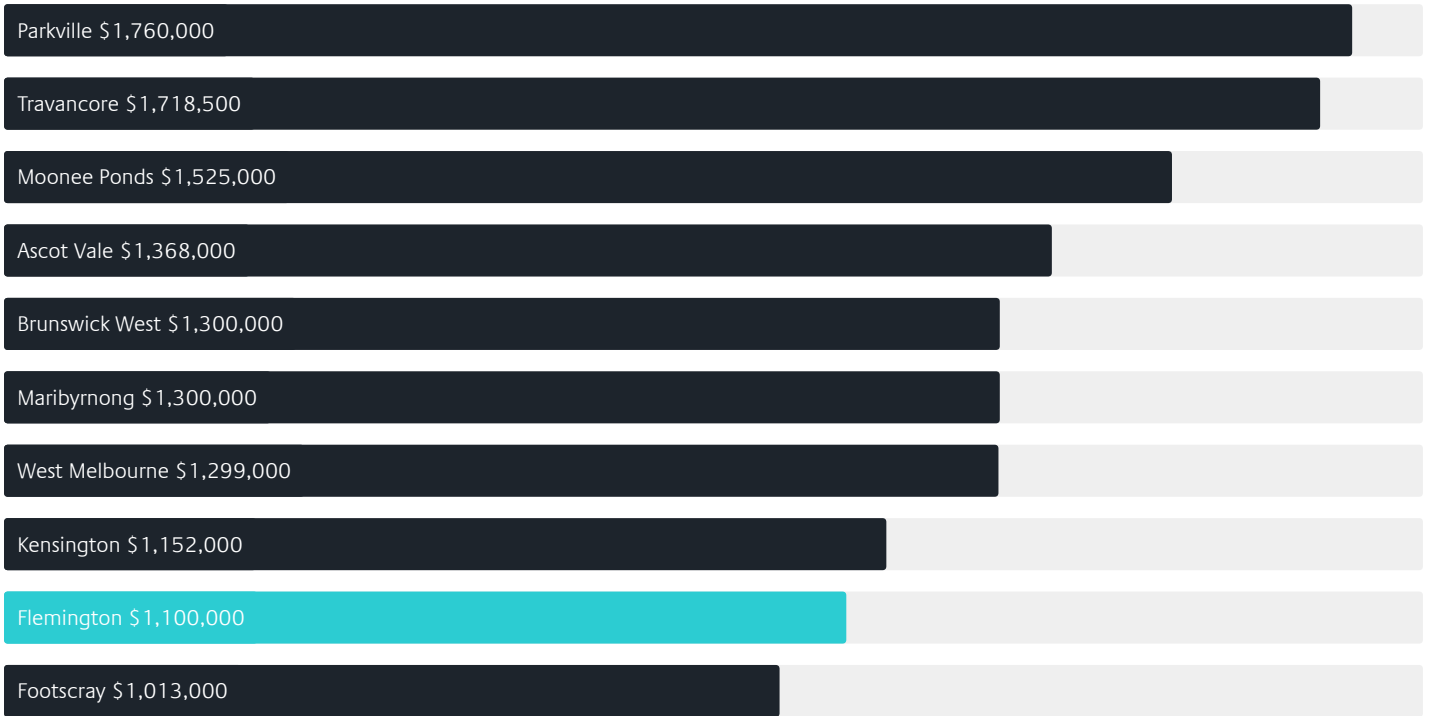
2.14% ↑

Quarterly Price Change*



Surrounding Suburbs

Median House Sale Price*



Median Unit Sale Price*



Sales Snapshot

Sale Method*



● Auction 45%
● Private 55%

Auction Clearance Rate*

100%

Median Days on Market^

24 days

Average Hold Period*

8.8 years

Insights

Dwelling Type^



● Houses 22% ● Units 78%

Ownership^



● Owned Outright 16% ● Mortgaged 24% ● Rented 59%

Population^

7,025

Median Asking Rent per week*

\$650

Population Growth^

-8.99%

Rental Yield*

3.09%

Median Age^













34 years

Median Household Size^













2 people

Sold Properties~













Discover a snapshot of the most recent results for this suburb, to view the full 12 months of sales history, please go to jellisraig.com.au/suburbinsights

Address	Bedrooms	Type	Price	Sold
 2 Church St Flemington	3	House	\$2,215,000	27 Mar 2025
 10/17-19 Ascot Vale Rd Flemington	2	Apartment	\$450,000	25 Mar 2025
 93 Shields St Flemington	4	House	\$1,950,000	22 Mar 2025
 3/30 Pin Oak Cr Flemington	1	Apartment	\$372,500	20 Mar 2025
 5/49 Farnham St Flemington	1	Apartment	\$252,500	17 Mar 2025
 12/121 Wellington St Flemington	2	Apartment	\$500,000	15 Mar 2025
 9 Marwick St Flemington	3	House	\$1,080,500	15 Mar 2025
 1 John St Flemington	2	House	\$910,000	14 Mar 2025
 402/1 Ascot Vale Rd Flemington	1	Apartment	\$370,000	12 Mar 2025
 302/1 Ascot Vale Rd Flemington	2	Apartment	\$550,000	05 Mar 2025
 64 Ascot Vale Rd Flemington	3	House	\$780,000	01 Mar 2025
 66 Shields St Flemington	3	House	\$1,270,000	28 Feb 2025

Sold Properties~

Address	Bedrooms	Type	Price	Sold
 4 Wellington St Flemington	2	House	\$1,200,000	22 Feb 2025
 1/63 Farnham St Flemington	3	Unit	\$1,285,000	22 Feb 2025
 84 Canterbury St Flemington	3	House	\$1,345,000	21 Feb 2025
 76 Princes St FLEMINGTON	2	House	\$950,000	19 Feb 2025
 17/155 Princes St Flemington Sold	2	Townhouse	\$918,000	18 Feb 2025
 4/3 Tunbridge St Flemington	3	Townhouse	\$910,000	15 Feb 2025
 13/57 Dover St Flemington	1	Strata Unit/Flat	\$305,000	14 Feb 2025
 8/47 Railway Pl Flemington	2	Flat/Unit/Apartment	\$423,500	11 Feb 2025
 11/95 Victoria St Flemington	1	Strata Unit/Flat	\$329,000	10 Feb 2025
 8/47 Railway Pl.W Flemington	2	Unit	\$423,500	10 Feb 2025
 14/132 Princes St Flemington	2	Apartment	\$618,000	10 Feb 2025
 17 Farnham St Flemington	2	House	\$1,022,000	06 Feb 2025

Sold Properties~

Address	Bedrooms	Type	Price	Sold
 2101/1 Ascot Vale Rd Flemington	2	Apartment	\$545,000	05 Feb 2025
 2/7 Dartford St Flemington	1	Apartment	\$377,500	31 Jan 2025
 53 Victoria St Flemington	3	House	\$995,000	30 Jan 2025
 1809/1 Ascot Vale Rd Flemington	1	Apartment	\$361,000	29 Jan 2025
 19 Newmarket Way Flemington	2	Townhouse	\$740,000	19 Jan 2025
 14/155 Princes St Flemington	3	Townhouse	\$905,000	17 Jan 2025
 1613/1 Ascot Vale Rd Flemington	1	Flat/Unit/Apartment	\$395,000	19 Dec 2024
 110 Pin Oak Cr Flemington	3	House	\$1,175,000	18 Dec 2024
 20/155 Princes St Flemington	3	Townhouse	\$925,000	14 Dec 2024
 1901/1 Ascot Vale Rd Flemington	3	Apartment	\$1,175,000	10 Dec 2024
 5 Shields St Flemington	3	House	\$1,060,000	05 Dec 2024
 2/52-54 Canterbury St Flemington	2	Apartment	\$495,000	05 Dec 2024

Jellis Craig

Kensington Office
291 Racecourse Road, Kensington
03 8378 0500

jelliscraig.com.au

Data is current as of PDF generation date 01/04/2025

* Updated Quarterly for the past 12 months

^ Updated daily for the past quarter

~ Updated daily: 33 recent results.

This publication contains data, analytics, statistics and other information supplied by PROPERTYDATAONLINE PTY LTD (PropertyData). The data provided in this publication is of a general nature and should not be construed as specific advice or relied upon in lieu of appropriate professional advice.

PropertyData relies upon data supplied by third parties and while the data is checked and reviewed, PropertyData does not warrant the accuracy or completeness of the information to the full extent permitted by the law and excludes all loss or damage howsoever arising (including through negligence) in connection with the data supplied by PropertyData. The State of Victoria owns the copyright in the Property Sales Data and reproduction of that data in any way without the consent of the State of Victoria will constitute a breach of the Copyright Act 1968 (cth). The State of Victoria does not warrant the accuracy or completeness of the Property Sales Data and any person using or relying upon such information does so on the basis that the State of Victoria accepts no responsibility or liability whatsoever for any errors, faults, defects or omissions in the information supplied.