

Suburb **INSIGHTS**

3031
FLEMINGTON



Data that shapes your suburb.

**Jellis
Craig**

Property Prices

Median House Price*

Median

\$1.10m

Quarterly Price Change

2.13% ↑

Median Unit Price*

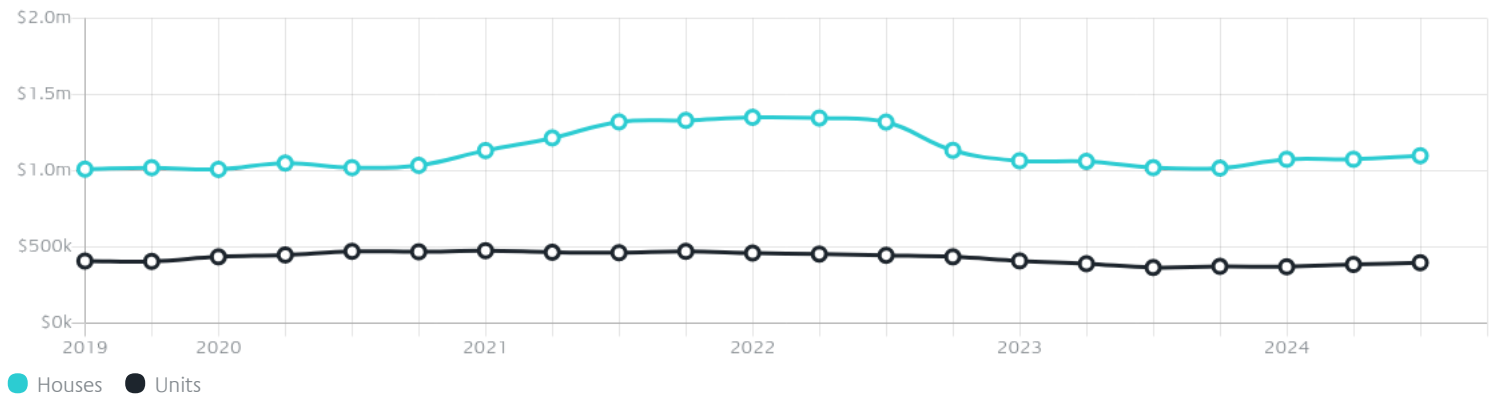
Median

\$397k

Quarterly Price Change

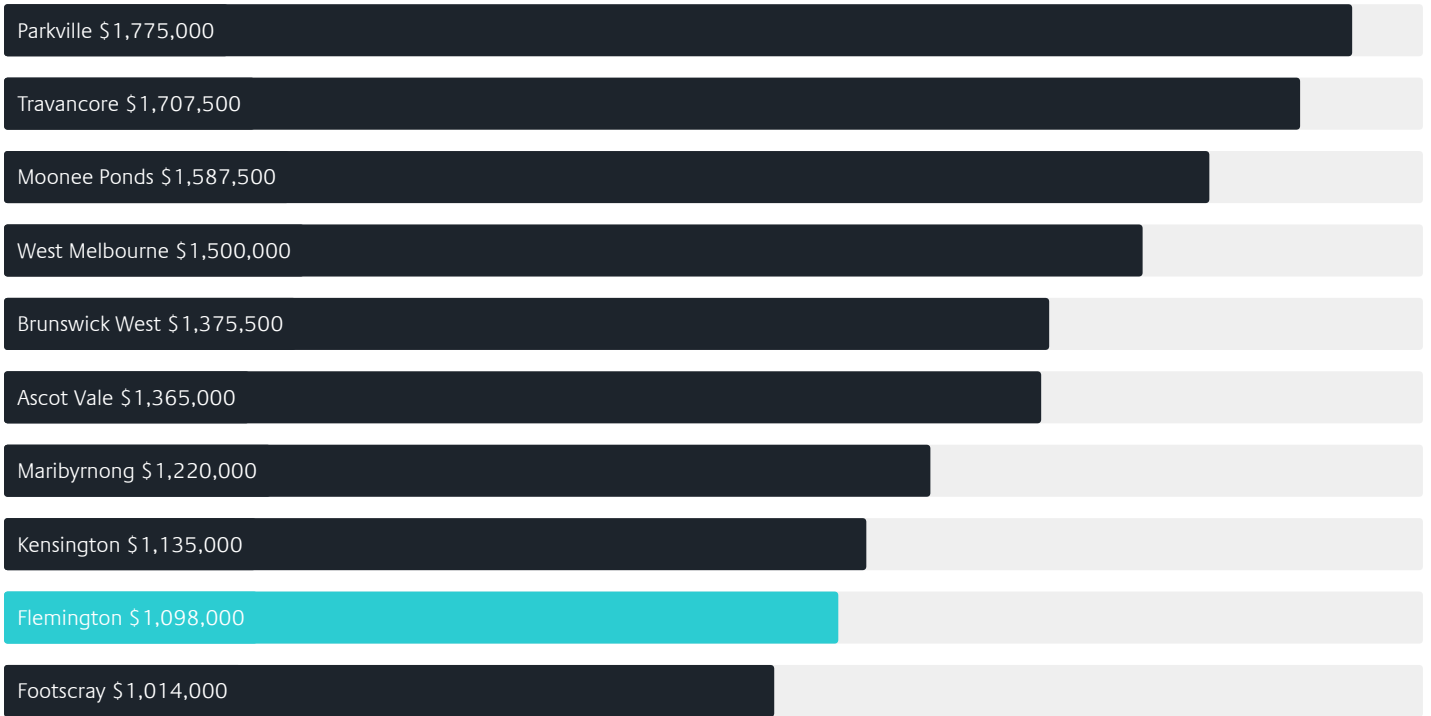
2.98% ↑

Quarterly Price Change*



Surrounding Suburbs

Median House Sale Price*



Median Unit Sale Price*



Sales Snapshot

Sale Method^{*}



● Auction 59%
● Private 41%

Auction Clearance Rate^{*}

79.17%

Median Days on Market[^]


28 days

Average Hold Period^{*}

8.8 years

Insights

Dwelling Type[^]



● Houses 22% ● Units 78%

Ownership[^]



● Owned Outright 16% ● Mortgaged 24% ● Rented 59%

Population[^]

7,025

Median Asking Rent per week^{*}

\$650

Population Growth[^]

-8.99%

Rental Yield^{*}

3.09%

Median Age[^]













34 years

Median Household Size[^]













2 people

Sold Properties~













Discover a snapshot of the most recent results for this suburb, to view the full 12 months of sales history, please go to jellisraig.com.au/suburbinsights

| Address | Bedrooms | Type | Price | Sold |
|---|----------|------------------|-------------|-------------|
|  9/22-28 Canterbury St Flemington | 1 | Apartment | \$186,000 | 28 Nov 2024 |
|  42 Farnham St Flemington | 2 | House | \$1,380,000 | 27 Nov 2024 |
|  16/132 Princes St Flemington | 1 | Unit | \$358,000 | 25 Nov 2024 |
|  7 Morton La Flemington | 3 | House | \$852,000 | 23 Nov 2024 |
|  14 Finsbury St Flemington | 2 | House | \$855,000 | 23 Nov 2024 |
|  35 Finsbury St Flemington | 2 | House | \$1,140,000 | 16 Nov 2024 |
|  11/22-28 Canterbury St Flemington | 1 | Studio Apartment | \$193,000 | 01 Nov 2024 |
|  21 Edinburgh St Flemington | 3 | House | \$1,600,000 | 01 Nov 2024 |
|  68 Princes St Flemington | 2 | House | \$880,000 | 31 Oct 2024 |
|  14 Lewis St Flemington | 3 | House | \$1,460,000 | 26 Oct 2024 |
|  63 Princes St FLEMINGTON | 2 | House | \$1,095,000 | 24 Oct 2024 |
|  4/48 Farnham St Flemington | 2 | Unit | \$430,000 | 18 Oct 2024 |

Sold Properties~

| Address | Bedrooms | Type | Price | Sold |
|---|----------|-----------|-------------|-------------|
|  6 Edinburgh St Flemington | 3 | House | \$1,145,000 | 18 Oct 2024 |
|  18/31 Norwood St Flemington | 2 | Apartment | \$415,000 | 17 Oct 2024 |
|  5/138 Shields St Flemington | 1 | Unit | \$280,000 | 16 Oct 2024 |
|  34 Illawarra Rd FLEMINGTON | 3 | House | \$1,270,000 | 15 Oct 2024 |
|  105 Crown St Flemington | 2 | House | \$977,500 | 09 Oct 2024 |
|  6/90 Dover St Flemington | 2 | Unit | \$389,000 | 09 Oct 2024 |
|  807/1 Ascot Vale Rd Flemington | 1 | Unit | \$340,000 | 09 Oct 2024 |
|  5/51 Dover St Flemington | 2 | Townhouse | \$650,000 | 08 Oct 2024 |
|  8 Eltham St Flemington | 2 | House | \$980,000 | 07 Oct 2024 |
|  50 Pin Oak Cr Flemington | 3 | House | \$1,189,000 | 05 Oct 2024 |
|  13/112-116 Ascot Vale Rd Flemington | 1 | Apartment | \$302,500 | 05 Oct 2024 |
|  18 Norwood St Flemington | 6 | House | \$2,810,000 | 04 Oct 2024 |

Sold Properties~

| Address | Bedrooms | Type | Price | Sold |
|---|----------|---------------------|-------------|-------------|
|  9/119 Wellington St FLEMINGTON | 2 | Apartment | \$481,000 | 03 Oct 2024 |
|  7/30 Bryant St Flemington | 1 | Unit | \$310,000 | 30 Sep 2024 |
|  41/22-28 Canterbury St Flemington | 1 | Unit | \$185,000 | 26 Sep 2024 |
|  4/21 Ascot Vale Rd Flemington | 2 | Apartment | \$665,000 | 20 Sep 2024 |
|  53 Shields St Flemington | 3 | House | \$1,300,000 | 14 Sep 2024 |
|  24 Finsbury St Flemington | 2 | House | \$1,000,000 | 14 Sep 2024 |
|  307/1 Ascot Vale Rd Flemington | 1 | Flat/Unit/Apartment | \$200,000 | 10 Sep 2024 |
|  108/1 Ascot Vale Rd Flemington | 2 | Flat/Unit/Apartment | \$310,000 | 09 Sep 2024 |
|  22 Marwick St Flemington | 2 | House | \$780,000 | 07 Sep 2024 |
|  1/72-88 Newmarket St Flemington | 2 | Apartment | \$675,500 | 31 Aug 2024 |
|  1702/1 Ascot Vale Rd Flemington | 1 | Apartment | \$395,000 | 31 Aug 2024 |
|  1/72 Newmarket St Flemington | 2 | Flat/Unit/Apartment | \$675,500 | 31 Aug 2024 |

Jellis Craig

Kensington Office
291 Racecourse Road, Kensington
03 8378 0500

jelliscraig.com.au

Data is current as of PDF generation date 01/12/2024

* Updated Quarterly for the past 12 months

^ Updated daily for the past quarter

~ Updated daily: 33 recent results.

This publication contains data, analytics, statistics and other information supplied by PROPERTYDATAONLINE PTY LTD (PropertyData). The data provided in this publication is of a general nature and should not be construed as specific advice or relied upon in lieu of appropriate professional advice.

PropertyData relies upon data supplied by third parties and while the data is checked and reviewed, PropertyData does not warrant the accuracy or completeness of the information to the full extent permitted by the law and excludes all loss or damage howsoever arising (including through negligence) in connection with the data supplied by PropertyData. The State of Victoria owns the copyright in the Property Sales Data and reproduction of that data in any way without the consent of the State of Victoria will constitute a breach of the Copyright Act 1968 (cth). The State of Victoria does not warrant the accuracy or completeness of the Property Sales Data and any person using or relying upon such information does so on the basis that the State of Victoria accepts no responsibility or liability whatsoever for any errors, faults, defects or omissions in the information supplied.