

Suburb Report

Know your neighbourhood.



Property Prices

Median House Price*

Median

\$1.10m

Quarterly Price Change

0.18% ↑

Median Unit Price*

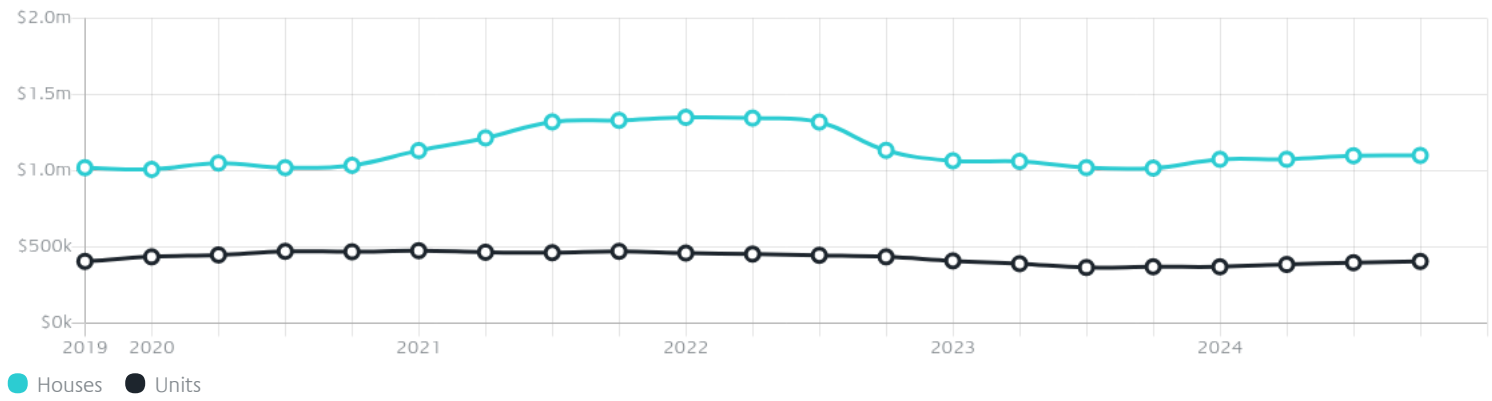
Median

\$405k

Quarterly Price Change

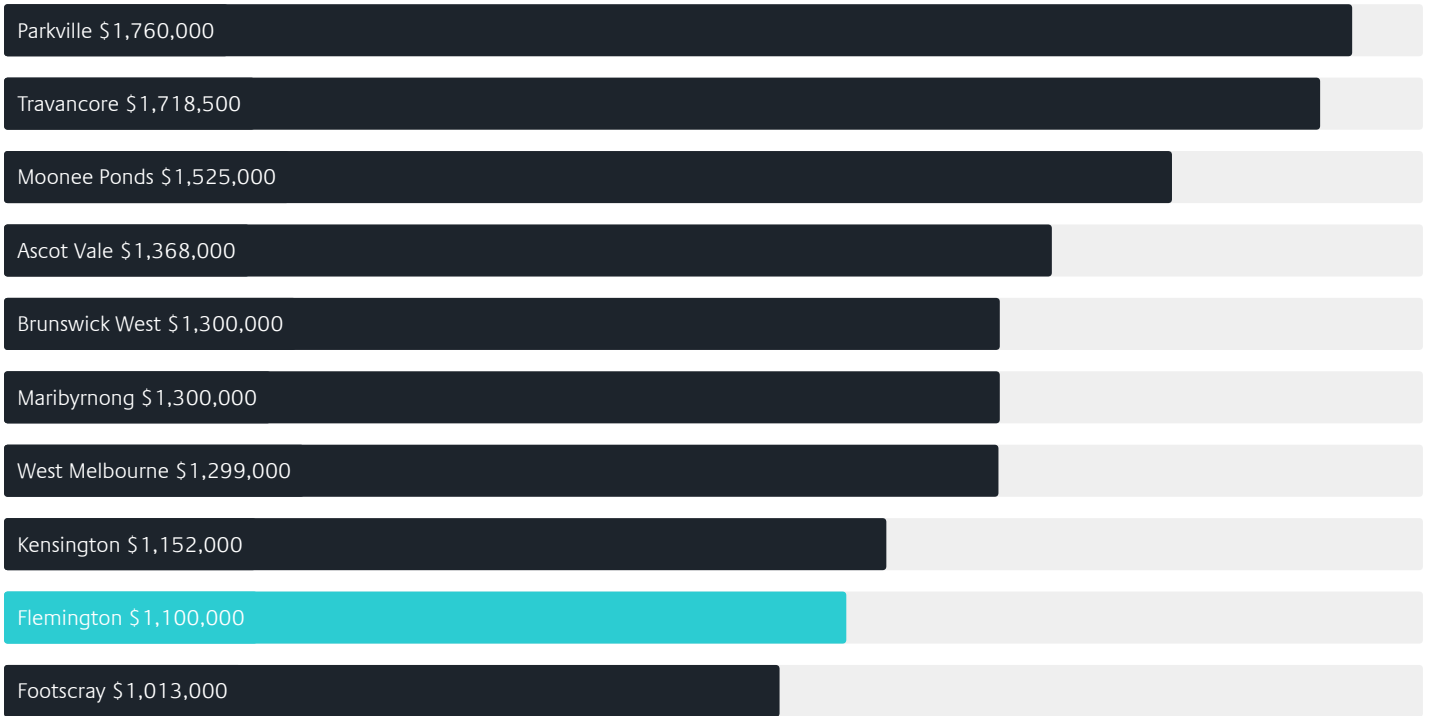
2.14% ↑

Quarterly Price Change*

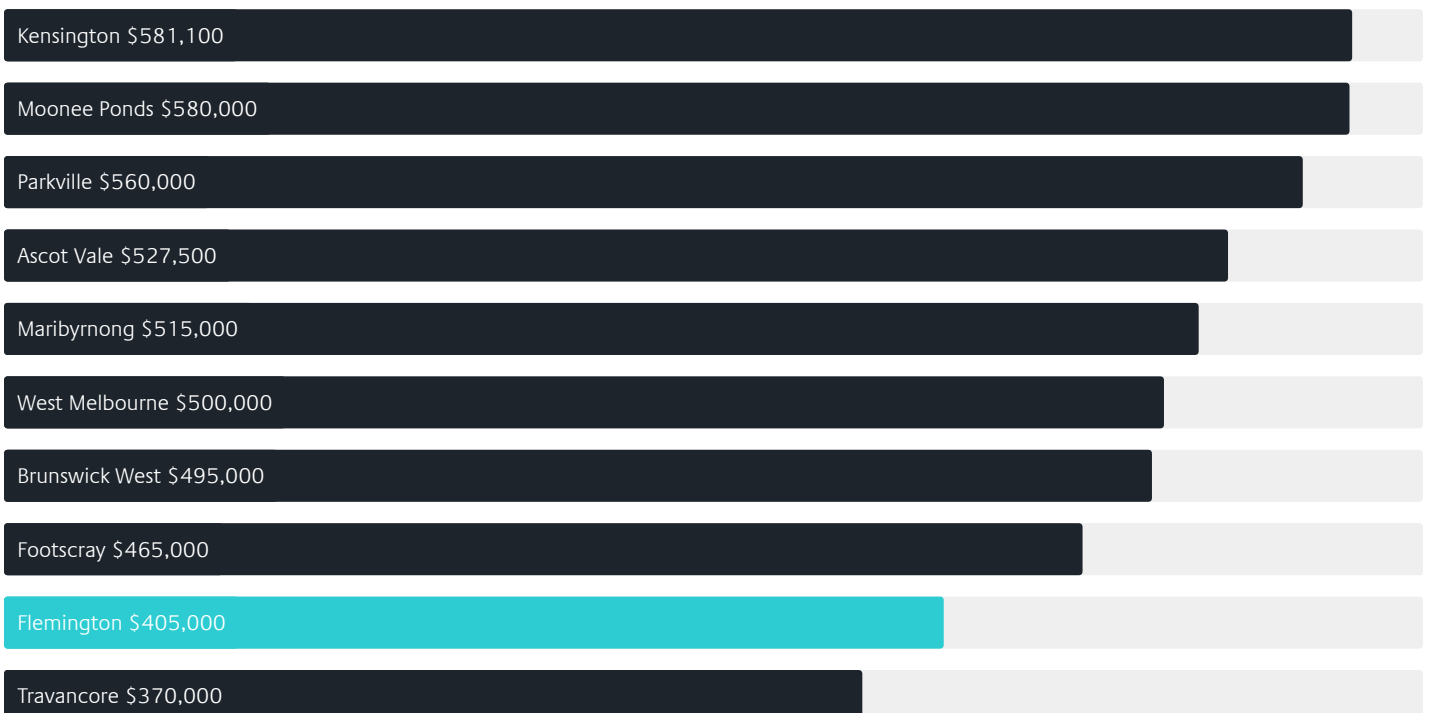


Surrounding Suburbs

Median House Sale Price*



Median Unit Sale Price*



Sales Snapshot

Sale Method^{*}



● Auction 52%
● Private 48%

Auction Clearance Rate^{*}

70.59%

Median Days on Market[^]

28 days

Average Hold Period^{*}

8.8 years

Insights

Dwelling Type[^]



● Houses 22% ● Units 78%

Ownership[^]



● Owned Outright 16% ● Mortgaged 24% ● Rented 59%

Population[^]

7,025

Median Asking Rent per week^{*}

\$650

Population Growth[^]

-8.99%

Rental Yield^{*}

3.09%

Median Age[^]













34 years

Median Household Size[^]













2 people

Sold Properties~













Discover a snapshot of the most recent results for this suburb, to view the full 12 months of sales history, please go to jellisraig.com.au/suburbinsights

Address	Bedrooms	Type	Price	Sold
 110 Pin Oak Cr Flemington	3	House	\$1,175,000	18 Dec 2024
 20/155 Princes St Flemington	3	Townhouse	\$925,000	14 Dec 2024
 1901/1 Ascot Vale Rd Flemington	3	Apartment	\$1,175,000	10 Dec 2024
 5 Shields St Flemington	3	House	\$1,060,000	05 Dec 2024
 2/52-54 Canterbury St Flemington	2	Apartment	\$495,000	05 Dec 2024
 7/155 Mt Alexander Rd Flemington	3	Apartment	\$750,000	05 Dec 2024
 120 Pin Oak Cr Flemington	2	House	\$800,000	05 Dec 2024
 1902/1 Ascot Vale Rd Flemington	2	Apartment	\$525,000	03 Dec 2024
 818/1 Ascot Vale Rd Flemington	2	Apartment	\$530,000	03 Dec 2024
 32 Ascot Vale Rd Flemington	2	House	\$800,000	30 Nov 2024
 9/22-28 Canterbury St Flemington	1	Apartment	\$186,000	28 Nov 2024
 42 Farnham St Flemington	2	House	\$1,380,000	27 Nov 2024

Sold Properties~

Address	Bedrooms	Type	Price	Sold
 10/12-14 Farnham Ct Flemington	1	Unit	\$310,000	27 Nov 2024
 16/132 Princes St Flemington	1	Unit	\$358,000	25 Nov 2024
 7 Morton La Flemington	3	House	\$852,000	23 Nov 2024
 14 Finsbury St Flemington	2	House	\$855,000	23 Nov 2024
 6/30 Pin Oak Cr Flemington	1	Apartment	\$360,000	19 Nov 2024
 35 Finsbury St Flemington	2	House	\$1,140,000	16 Nov 2024
 12 Wellington St Flemington	2	House	\$840,000	15 Nov 2024
 5/12-14 Farnham Ct Flemington	1	Apartment	\$285,000	06 Nov 2024
 5 Norwood St Flemington	2	House	\$910,000	04 Nov 2024
 21 Edinburgh St Flemington	3	House	\$1,600,000	01 Nov 2024
 11/22-28 Canterbury St Flemington	1	Studio Apartment	\$193,000	01 Nov 2024
 68 Princes St Flemington	2	House	\$880,000	31 Oct 2024

Sold Properties~

Address	Bedrooms	Type	Price	Sold
 2/69 Edinburgh St Flemington	2	Flat/Unit/Apartment	\$410,000	30 Oct 2024
 14 Lewis St Flemington	3	House	\$1,460,000	26 Oct 2024
 1514/1 Ascot Vale Rd Flemington	1	Apartment	\$360,000	25 Oct 2024
 63 Princes St FLEMINGTON	2	House	\$1,095,000	24 Oct 2024
 102/1 Ascot Vale Rd Flemington	1	Flat/Unit/Apartment	\$280,000	19 Oct 2024
 4/48 Farnham St Flemington	2	Unit	\$430,000	18 Oct 2024
 6 Edinburgh St Flemington	3	House	\$1,145,000	18 Oct 2024
 18/31 Norwood St Flemington	2	Apartment	\$415,000	17 Oct 2024
 5/138 Shields St Flemington	1	Unit	\$280,000	16 Oct 2024
 34 Illawarra Rd FLEMINGTON	3	House	\$1,270,000	15 Oct 2024
 6/90 Dover St Flemington	2	Unit	\$389,000	09 Oct 2024
 105 Crown St Flemington	2	House	\$977,500	09 Oct 2024

Jellis Craig

Kensington Office
291 Racecourse Road, Kensington
03 8378 0500

jelliscraig.com.au

Data is current as of PDF generation date 20/01/2025

* Updated Quarterly for the past 12 months

^ Updated daily for the past quarter

~ Updated daily: 33 recent results.

This publication contains data, analytics, statistics and other information supplied by PROPERTYDATAONLINE PTY LTD (PropertyData). The data provided in this publication is of a general nature and should not be construed as specific advice or relied upon in lieu of appropriate professional advice.

PropertyData relies upon data supplied by third parties and while the data is checked and reviewed, PropertyData does not warrant the accuracy or completeness of the information to the full extent permitted by the law and excludes all loss or damage howsoever arising (including through negligence) in connection with the data supplied by PropertyData. The State of Victoria owns the copyright in the Property Sales Data and reproduction of that data in any way without the consent of the State of Victoria will constitute a breach of the Copyright Act 1968 (cth). The State of Victoria does not warrant the accuracy or completeness of the Property Sales Data and any person using or relying upon such information does so on the basis that the State of Victoria accepts no responsibility or liability whatsoever for any errors, faults, defects or omissions in the information supplied.