

Suburb Report

Know your neighbourhood.



Property Prices

Median House Price*

Median

\$1.10m

Quarterly Price Change

-0.18% ↓

Median Unit Price*

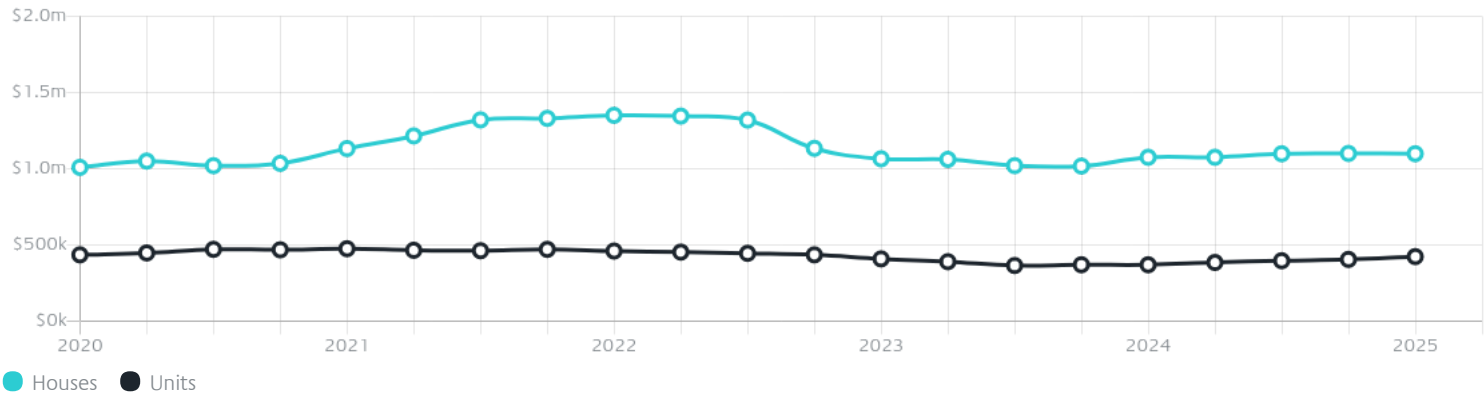
Median

\$424k

Quarterly Price Change

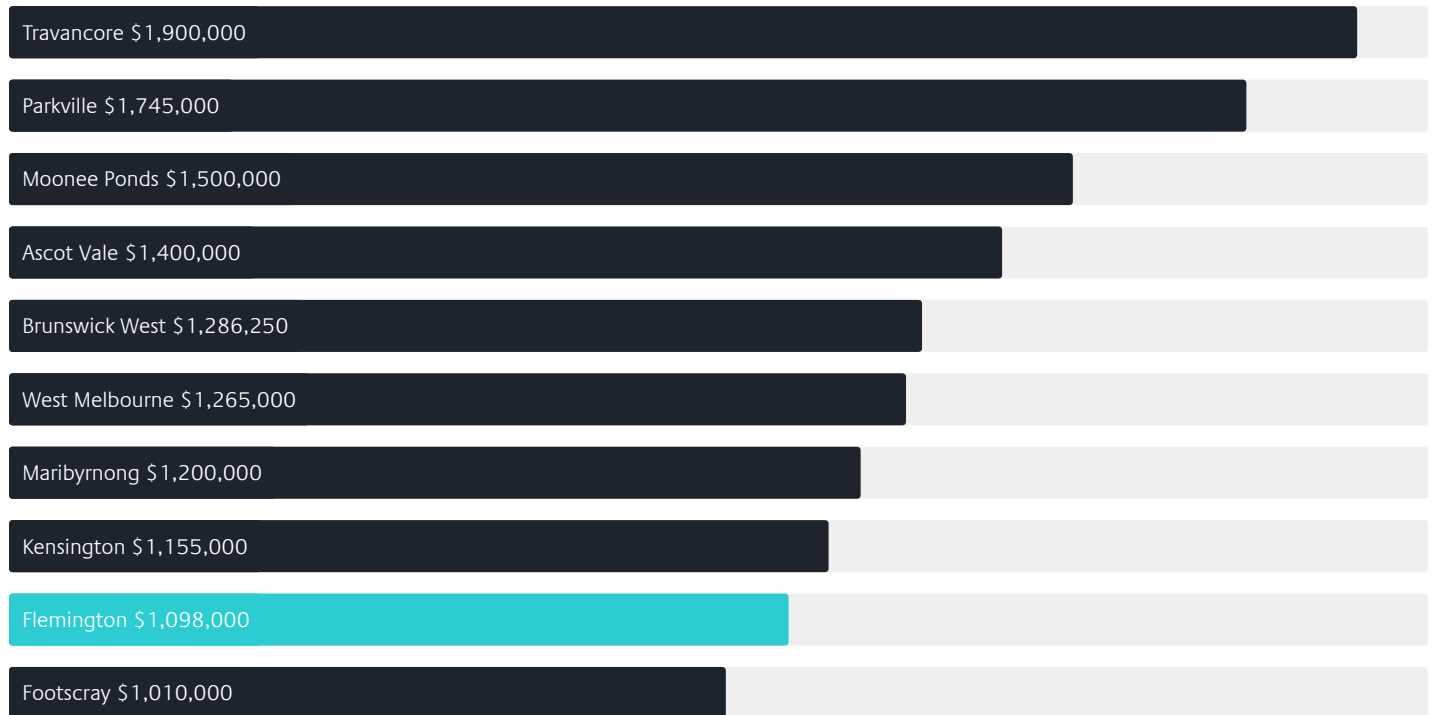
4.56% ↑

Quarterly Price Change*



Surrounding Suburbs

Median House Sale Price*



Median Unit Sale Price*




Sales Snapshot

Sale Method^{*}

● Auction 50%
● Private 50%

Auction Clearance Rate^{*}**95.24%**Median Days on Market[^]**23 days**Average Hold Period^{*}**8.8 years**

Insights

Dwelling Type[^]

● Houses 22% ● Units 78%













Ownership[^]

● Owned Outright 16% ● Mortgaged 24% ● Rented 59%













Population[^]**7,025**Median Asking Rent per week^{*}**\$650**Population Growth[^]**-8.99%**Rental Yield^{*}**3.09%**Median Age[^]**34 years**Median Household Size[^]**2 people**

Sold Properties~













Discover a snapshot of the most recent results for this suburb, to view the full 12 months of sales history, please go to jellisicraig.com.au/suburbinsights

Address	Bedrooms	Type	Price	Sold
 1 / 79 Wellington St Flemington	2	Townhouse	\$762,500	23 May 2025
 20 Wisewould St Flemington	2	House	\$925,000	23 May 2025
 2 / 67 Dover St Flemington	3	Townhouse	\$1,110,000	20 May 2025
 60 Edinburgh St Flemington	3	House	\$1,110,000	17 May 2025
 9 / 6-10 Farnham Ct FLEMINGTON	2	Apartment	\$490,000	15 May 2025
 10 Wellington St Flemington	2	House	\$1,226,000	15 May 2025
 44 Brighton St Flemington	3	House	\$1,585,000	10 May 2025
 4 / 63 Crown St Flemington	2	Townhouse	\$740,000	10 May 2025
 816 / 1 Ascot Vale Rd Flemington	1	Apartment	\$385,000	01 May 2025
 15 / 132 Princes St Flemington	2	Unit	\$588,000	23 Apr 2025
 14 / 48 Farnham St Flemington	2	Apartment	\$506,000	22 Apr 2025
 9 / 132 Princes St Flemington	2	Apartment	\$581,000	17 Apr 2025

Sold Properties~

Address	Bedrooms	Type	Price	Sold
 127 Princes St Flemington	3	House	\$1,130,000	12 Apr 2025
 8 Coronet St Flemington	2	House	\$960,000	02 Apr 2025
 2 Farnham St Flemington	2	House	\$960,000	31 Mar 2025
 120A/72 Ascot Vale Rd Flemington	3	Strata Unit/Flat	\$769,000	27 Mar 2025
 2 Church St Flemington	3	House	\$2,215,000	27 Mar 2025
 3/72 Dover St Flemington	1	Apartment	\$321,000	26 Mar 2025
 10/17-19 Ascot Vale Rd Flemington	2	Apartment	\$450,000	25 Mar 2025
 10/17 Ascot Vale Rd Flemington	2	Flat/Unit/Apartment	\$450,000	25 Mar 2025
 21 Clarence St Flemington	4	House	\$1,500,000	24 Mar 2025
 93 Shields St Flemington	4	House	\$1,950,000	22 Mar 2025
 3/30 Pin Oak Cr Flemington	1	Apartment	\$372,500	20 Mar 2025
 705/1 Ascot Vale Rd Flemington	1	Apartment	\$350,000	19 Mar 2025

Sold Properties~

Address	Bedrooms	Type	Price	Sold
 5/49 Farnham St Flemington	1	Apartment	\$252,500	17 Mar 2025
 9 Marwick St Flemington	3	House	\$1,080,500	15 Mar 2025
 12/121 Wellington St Flemington	2	Apartment	\$500,000	15 Mar 2025
 1 John St Flemington	2	House	\$910,000	14 Mar 2025
 1/142 Shields St Flemington	1	Flat/Unit/Apartment	\$318,000	14 Mar 2025
 402/1 Ascot Vale Rd Flemington	1	Apartment	\$370,000	12 Mar 2025
 98 Canterbury St Flemington	2	House	\$1,272,000	05 Mar 2025
 302/1 Ascot Vale Rd Flemington	2	Apartment	\$550,000	05 Mar 2025
 64 Ascot Vale Rd Flemington	3	House	\$780,000	01 Mar 2025
 66 Shields St Flemington	3	House	\$1,270,000	28 Feb 2025
 2001/1 Ascot Vale Rd Flemington	2	Flat/Unit/Apartment	\$545,000	28 Feb 2025
 406/1 Ascot Vale Rd Flemington	1	Apartment	\$372,500	27 Feb 2025



Kensington Office
291 Racecourse Road, Kensington
03 8378 0500

jelliscraig.com.au

Data is current as of PDF generation date 01/06/2025

* Updated Quarterly for the past 12 months

^ Updated daily for the past quarter

~ Updated daily: 33 recent results.

This publication contains data, analytics, statistics and other information supplied by PROPERTYDATAONLINE PTY LTD (PropertyData). The data provided in this publication is of a general nature and should not be construed as specific advice or relied upon in lieu of appropriate professional advice.

PropertyData relies upon data supplied by third parties and while the data is checked and reviewed, PropertyData does not warrant the accuracy or completeness of the information to the full extent permitted by the law and excludes all loss or damage howsoever arising (including through negligence) in connection with the data supplied by PropertyData. The State of Victoria owns the copyright in the Property Sales Data and reproduction of that data in any way without the consent of the State of Victoria will constitute a breach of the Copyright Act 1968 (cth). The State of Victoria does not warrant the accuracy or completeness of the Property Sales Data and any person using or relying upon such information does so on the basis that the State of Victoria accepts no responsibility or liability whatsoever for any errors, faults, defects or omissions in the information supplied.