

# JellisCraig

FLEMINGTON

# Suburb Report

Know your neighbourhood.



FLEMINGTON SUBURB REPORT

Median House Price\*

Median

\$1.11m

Quarterly Price Change

1.23% ↑

Median Unit Price\*

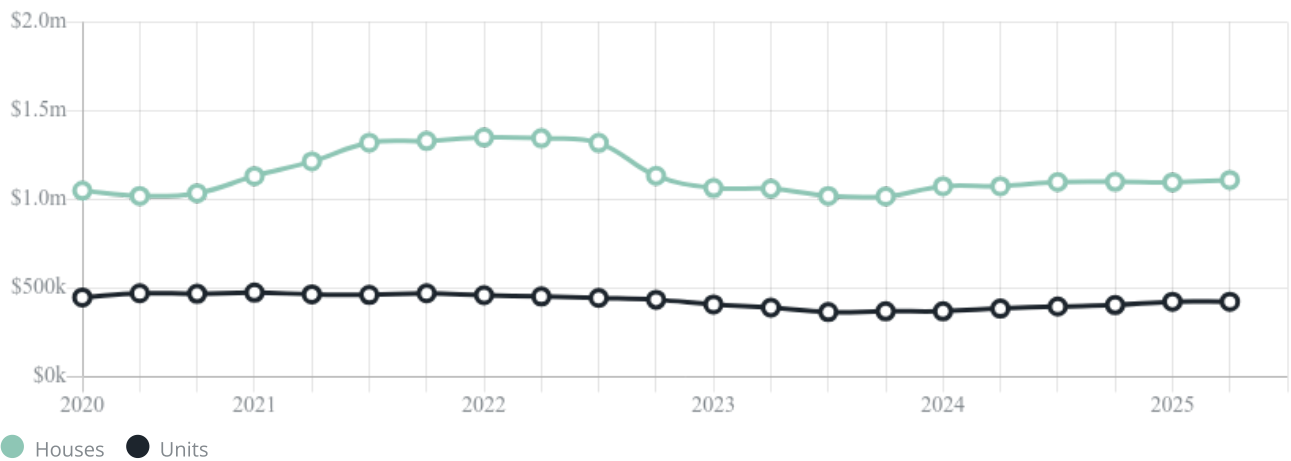
Median

\$424k

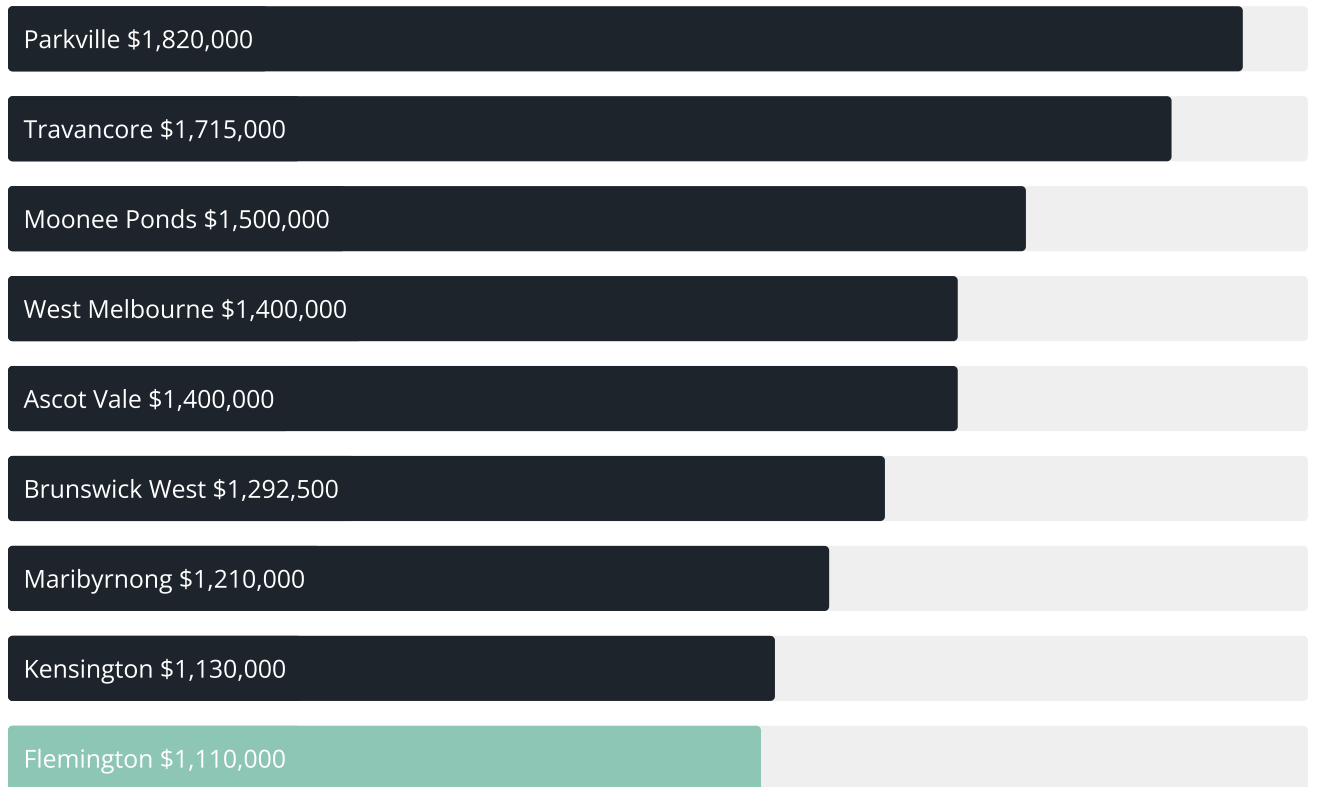
Quarterly Price Change

0.00% ↓

Quarterly Price Change\*



## FLEMINGTON SUBURB REPORT

Median House Sale Price<sup>\*</sup>Median Unit Sale Price<sup>\*</sup>

## FLEMINGTON SUBURB REPORT

## Sale Method\*



## Auction Clearance Rate\*

64.71%


## Median Days on Market^

23 days

## Average Hold Period\*

8.8 years

## Dwelling Type^



## Ownership^



## Population^

7,025

## Median Asking Rent per week\*

\$650

## Population Growth^

-8.99%

## Rental Yield\*

3.09%

## Median Age^











34 years

## Median Household Size^











2 people

## FLEMINGTON SUBURB REPORT











Discover a snapshot of the most recent results for this suburb, to view the full 12 months of sales history, please go to [jellisraig.com.au/suburbinsights](https://jellisraig.com.au/suburbinsights)

Address	Bedrooms	Type	Price	Sold
 10/106 Ascot Vale Rd Flemington	1	Apartment	\$236,500	25 Sep 2025
 2 Bignell St Flemington	2	House	\$1,105,000	20 Sep 2025
 133 Kent St Flemington	2	House	\$850,000	12 Sep 2025
 2/22-28 Canterbury St Flemington	1	Apartment	\$185,000	11 Sep 2025
 130 Ascot Vale Rd Flemington	3	House	\$1,190,000	10 Sep 2025
 2 Marshall St Flemington	2	House	\$1,010,000	09 Sep 2025
 34 Church St Flemington	2	House	\$1,140,000	08 Sep 2025
 90 Bryant St Flemington	2	House	\$1,160,000	05 Sep 2025
 205A/72 Ascot Vale Rd Flemington	2	Apartment	\$552,000	02 Sep 2025
 2 John St Flemington	3	House	\$1,204,600	01 Sep 2025

## FLEMINGTON SUBURB REPORT

Address	Bedrooms	Type	Price	Sold
 610/1 Ascot Vale Rd Flemington	1	Flat/Unit/Apartment	\$488,000	29 Aug 2025
 13/132 Princes St Flemington	2	Apartment	\$621,000	28 Aug 2025
 8/39 Dover St Flemington	2	Unit	\$420,000	22 Aug 2025
 1/155 Princes St Flemington	2	Townhouse	\$770,000	21 Aug 2025
 22 Brighton St Flemington	5	House	\$2,450,000	20 Aug 2025
 8a John St Flemington	3	House	\$1,230,000	19 Aug 2025
 16 Norwood St Flemington	5	House	\$2,550,000	13 Aug 2025
 7/41 Dover St Flemington	1	Apartment	\$330,000	13 Aug 2025
 5/2 Newmarket Way Flemington	1	Apartment	\$370,000	11 Aug 2025
 143 Victoria St FLEMINGTON	3	House	\$1,070,000	08 Aug 2025

## FLEMINGTON SUBURB REPORT

Address	Bedrooms	Type	Price	Sold
 92 Pin Oak Cr Flemington	3	House	\$1,310,000	07 Aug 2025
 9/17-19 Ascot Vale Rd Flemington	1	Apartment	\$360,000	04 Aug 2025
 1815/1 Ascot Vale Rd Flemington	2	Apartment	\$560,000	02 Aug 2025
 10/7-9 Farnham Ct Flemington	1	Unit	\$295,000	28 Jul 2025
 9/17 Ascot Vale Rd Flemington	2	Flat/Unit/Apartment	\$360,000	28 Jul 2025
 7/90 Dover St Flemington	2	Flat/Unit/Apartment	\$470,000	26 Jul 2025
 7/90-94 Dover St Flemington	2	Apartment	\$470,000	26 Jul 2025
 1215/1 Ascot Vale Rd Flemington	1	Apartment	\$384,000	22 Jul 2025
 20 Sturt St Flemington	2	House	\$1,180,000	22 Jul 2025
 2/25 Shields St Flemington	1	Apartment	\$287,000	22 Jul 2025



Kensington Office  
291 Racecourse Road, Kensington  
03 8378 0500

[jellisraig.com.au](http://jellisraig.com.au)

Data is current as of PDF generation date 01/10/2025

\* Updated Quarterly for the past 12 months

^ Updated daily for the past quarter

~ Updated daily: 33 recent results.

This publication contains data, analytics, statistics and other information supplied by PROPERTYDATAONLINE PTY LTD (PropertyData). The data provided in this publication is of a general nature and should not be construed as specific advice or relied upon in lieu of appropriate professional advice.

PropertyData relies upon data supplied by third parties and while the data is checked and reviewed, PropertyData does not warrant the accuracy or completeness of the information to the full extent permitted by the law and excludes all loss or damage howsoever arising (including through negligence) in connection with the data supplied by PropertyData. The State of Victoria owns the copyright in the Property Sales Data and reproduction of that data in any way without the consent of the State of Victoria will constitute a breach of the Copyright Act 1968 (cth). The State of Victoria does not warrant the accuracy or completeness of the Property Sales Data and any person using or relying upon such information does so on the basis that the State of Victoria accepts no responsibility or liability whatsoever for any errors, faults, defects or omissions in the information supplied.