

Suburb Report

Know your neighbourhood.



Property Prices

Median House Price*

Median

\$1.01m

Quarterly Price Change

-0.09% ↓

Median Unit Price*

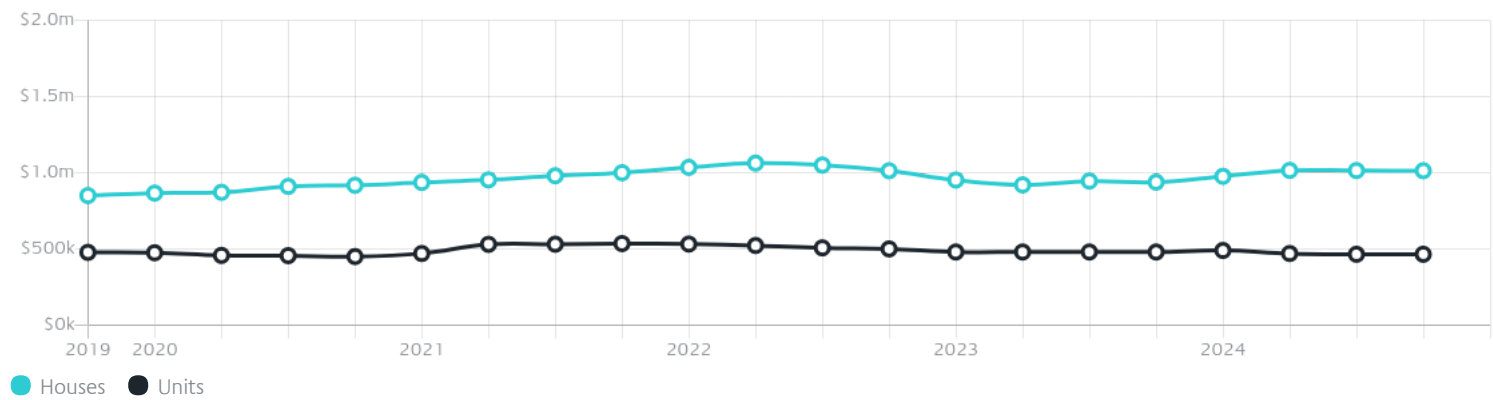
Median

\$465k

Quarterly Price Change

0.00% ↓

Quarterly Price Change*

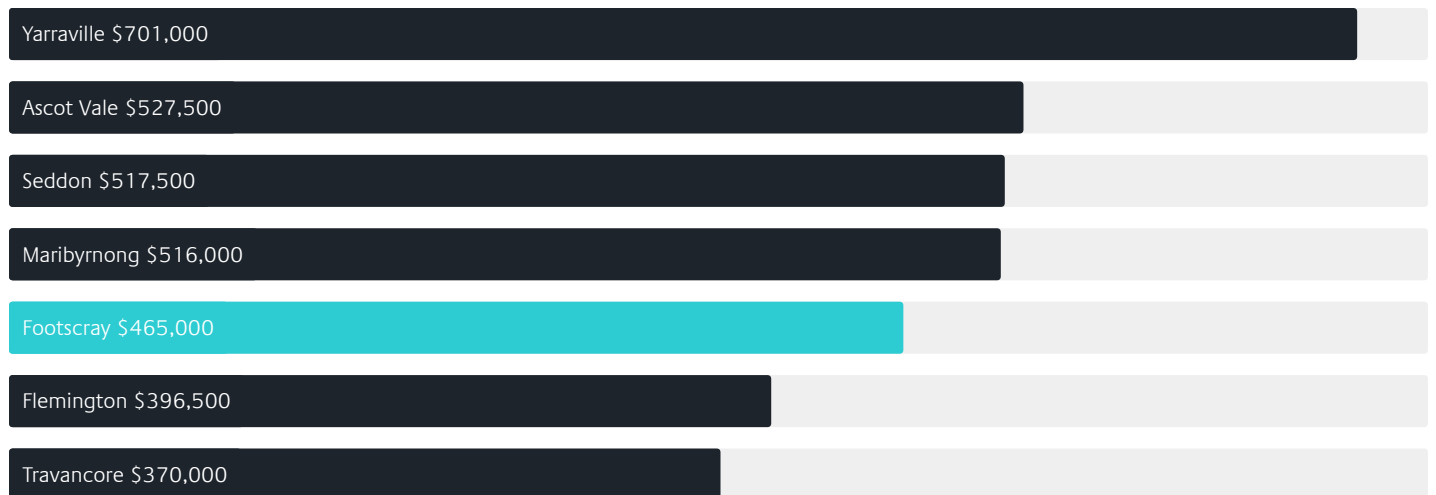


Surrounding Suburbs

Median House Sale Price*



Median Unit Sale Price*



Sales Snapshot

Sale Method*



● Auction 28%
● Private 72%

Auction Clearance Rate*

81.48%

Median Days on Market^


37 days

Average Hold Period*

6.4 years

Insights

Dwelling Type^



● Houses 32% ● Units 68%

Ownership^



● Owned Outright 16% ● Mortgaged 31% ● Rented 53%

Population^

17,131

Median Asking Rent per week*

\$595

Population Growth^

4.81%

Rental Yield*

3.09%

Median Age^













34 years

Median Household Size^













2.1 people

Sold Properties~













Discover a snapshot of the most recent results for this suburb, to view the full 12 months of sales history, please go to jellisraig.com.au/suburbinsights

Address	Bedrooms	Type	Price	Sold
 809/8 Hallenstein St Footscray	2	Apartment	\$460,000	27 Mar 2025
 209B/8 Falcon Ct Footscray	1	Unit	\$350,000	25 Mar 2025
 204/90 Buckley St Footscray	2	Apartment	\$482,000	25 Mar 2025
 913/1 Moreland St Footscray	1	Apartment	\$368,000	22 Mar 2025
 428 Barkly St Footscray	3	House	\$1,185,000	22 Mar 2025
 4 Leeds St Footscray	3	House	\$871,000	22 Mar 2025
 1206/240 Barkly St Footscray	1	Apartment	\$270,000	21 Mar 2025
 303/51 Gordon St Footscray	1	Studio Apartment	\$103,660	18 Mar 2025
 26 Adelaide St Footscray	2	House	\$920,000	15 Mar 2025
 106 MacPherson St FOOTSCRAY	3	House	\$1,241,000	15 Mar 2025
 71 Summerhill Rd Footscray	4	House	\$1,600,000	15 Mar 2025
 8/14 Eldridge St Footscray	2	Unit	\$365,500	12 Mar 2025

Sold Properties~

Address	Bedrooms	Type	Price	Sold
 9c Park St Footscray	3	House	\$1,000,000	12 Mar 2025
 403/55 Hopkins St Footscray	2	Apartment	\$405,000	12 Mar 2025
 13 Jerrold St Footscray	3	House	\$890,000	08 Mar 2025
 809/94 Buckley St Footscray	2	Apartment	\$510,000	07 Mar 2025
 618/59 Paisley St Footscray	2	Apartment	\$410,000	05 Mar 2025
 1/50 Eleanor St Footscray	2	Unit	\$511,000	04 Mar 2025
 3/41 Moreland St Footscray	2	Apartment	\$570,000	03 Mar 2025
 9 Macpherson St Footscray	2	House	\$990,000	03 Mar 2025
 509/5 Joseph Rd Footscray	2	Strata Unit/Flat	\$490,000	03 Mar 2025
 42a Adelaide St Footscray	2	Townhouse	\$767,000	01 Mar 2025
 3b Sydney St Footscray	3	Townhouse	\$858,000	01 Mar 2025
 1/23 Empire St Footscray	0	Townhouse	\$617,000	01 Mar 2025

Sold Properties~

Address	Bedrooms	Type	Price	Sold
 5/54 Napier St Footscray	2	Unit	\$395,000	28 Feb 2025
 204/33 Ryan St Footscray	1	Apartment	\$285,000	28 Feb 2025
 504/5 Joseph Rd Footscray	2	Apartment	\$510,000	27 Feb 2025
 14 Hocking St Footscray	2	Apartment	\$900,000	26 Feb 2025
 25/8-18 Whitehall St Footscray	2	Apartment	\$450,000	25 Feb 2025
 101 MacPherson St FOOTSCRAY	3	House	\$985,000	22 Feb 2025
 24 Windsor St Footscray	3	House	\$910,000	21 Feb 2025
 603C/2 Tannery Wlk Footscray	2	Strata Unit/Flat	\$700,000	21 Feb 2025
 809/240 Barkly St Footscray	1	Unit	\$285,000	20 Feb 2025
 717/59 Paisley St Footscray	2	Apartment	\$400,000	19 Feb 2025
 6/9 Mary St Footscray	2	Townhouse	\$233,333	19 Feb 2025
 10 Beaurepaire Pde FOOTSCRAY	3	Townhouse	\$1,095,000	19 Feb 2025



Kensington Office
291 Racecourse Road, Kensington
03 8378 0500

jelliscraig.com.au

Data is current as of PDF generation date 01/04/2025

* Updated Quarterly for the past 12 months

^ Updated daily for the past quarter

~ Updated daily: 33 recent results.

This publication contains data, analytics, statistics and other information supplied by PROPERTYDATAONLINE PTY LTD (PropertyData). The data provided in this publication is of a general nature and should not be construed as specific advice or relied upon in lieu of appropriate professional advice.

PropertyData relies upon data supplied by third parties and while the data is checked and reviewed, PropertyData does not warrant the accuracy or completeness of the information to the full extent permitted by the law and excludes all loss or damage howsoever arising (including through negligence) in connection with the data supplied by PropertyData. The State of Victoria owns the copyright in the Property Sales Data and reproduction of that data in any way without the consent of the State of Victoria will constitute a breach of the Copyright Act 1968 (cth). The State of Victoria does not warrant the accuracy or completeness of the Property Sales Data and any person using or relying upon such information does so on the basis that the State of Victoria accepts no responsibility or liability whatsoever for any errors, faults, defects or omissions in the information supplied.