

Suburb Report

Know your neighbourhood.



Property Prices

Median House Price*

Median

\$1.01m

Quarterly Price Change

0.00% ↓

Median Unit Price*

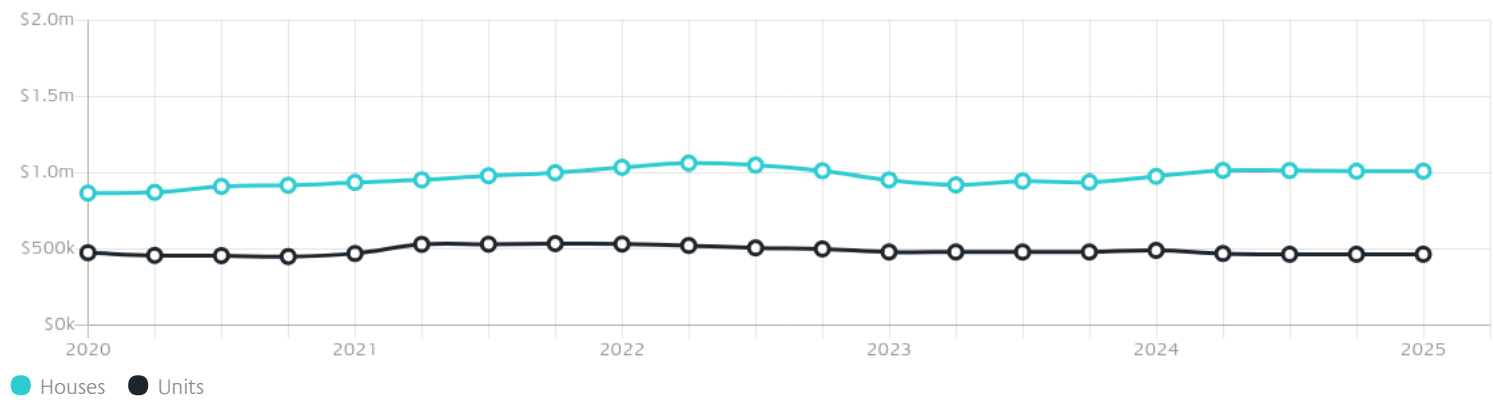
Median

\$465k

Quarterly Price Change

0.00% ↓

Quarterly Price Change*

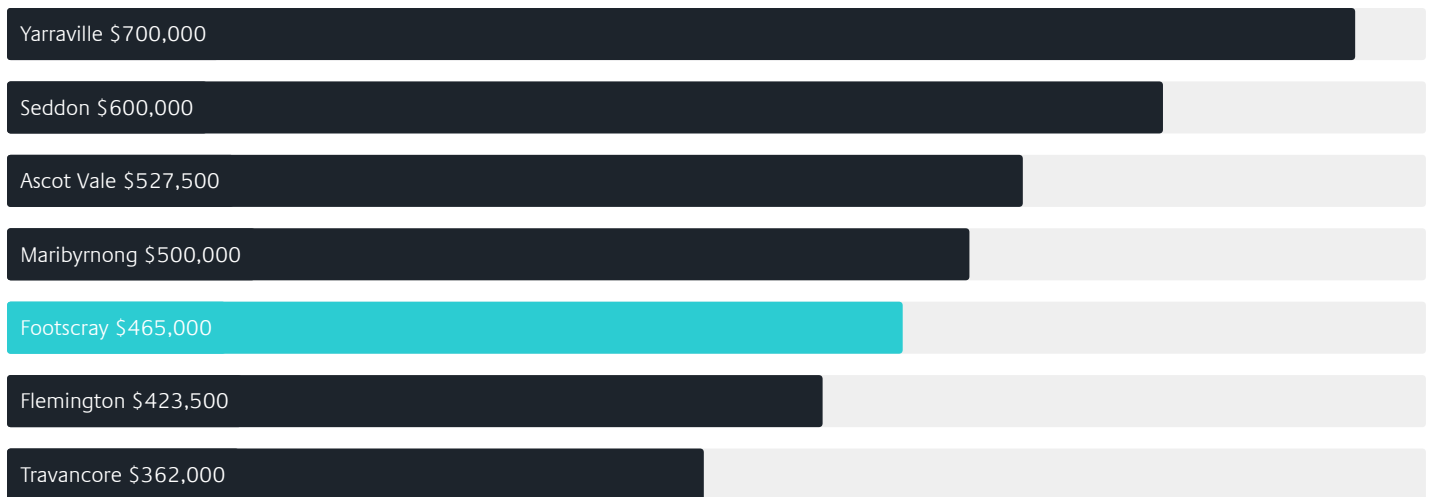


Surrounding Suburbs

Median House Sale Price*



Median Unit Sale Price*



Sales Snapshot

Sale Method*



● Auction 39%
● Private 61%

Auction Clearance Rate*

72.88%

Median Days on Market^


35 days

Average Hold Period*

6.4 years

Insights

Dwelling Type^



● Houses 32% ● Units 68%

Ownership^



● Owned Outright 16% ● Mortgaged 31% ● Rented 53%

Population^

17,131

Median Asking Rent per week*

\$595

Population Growth^

4.81%

Rental Yield*

3.09%

Median Age^













34 years

Median Household Size^













2.1 people

Sold Properties~













Discover a snapshot of the most recent results for this suburb, to view the full 12 months of sales history, please go to jellisraig.com.au/suburbinsights

Address	Bedrooms	Type	Price	Sold
 3/54 Napier St Footscray	1	Apartment	\$443,000	28 Jun 2025
 16 Maddock St Footscray	3	House	\$850,000	28 Jun 2025
 10/19 Empire St Footscray	2	Apartment	\$393,000	28 Jun 2025
 66 Liverpool St Footscray	3	House	\$874,000	28 Jun 2025
 36 Newell St Footscray	2	House	\$855,000	28 Jun 2025
 202/41 Victoria St Footscray	2	Apartment	\$415,000	27 Jun 2025
 54 Creswick St Footscray	2	House	\$850,000	26 Jun 2025
 11/13 Nicholson St Footscray	3	Apartment	\$520,000	25 Jun 2025
 41 Moore St Footscray	3	House	\$890,000	25 Jun 2025
 2/222 Gordon St Footscray	2	Unit	\$580,000	24 Jun 2025
 21 Lynch St Footscray	3	House	\$902,000	21 Jun 2025
 1103/8 Hallenstein St Footscray	2	Apartment	\$455,000	20 Jun 2025

Sold Properties~

Address	Bedrooms	Type	Price	Sold
 7/20 French St Footscray	2	Apartment	\$460,000	20 Jun 2025
 204/21 Moreland St Footscray	2	Apartment	\$595,000	19 Jun 2025
 201/26 Beaurepaire Pde Footscray	2	Apartment	\$380,000	18 Jun 2025
 110/27 Victoria St Footscray	2	Apartment	\$495,000	17 Jun 2025
 1003/6 Joseph Rd Footscray	1	Apartment	\$405,000	16 Jun 2025
 18/20 Hewitt Av FOOTSCRAY	3	Townhouse	\$880,000	16 Jun 2025
 607/51 Gordon St Footscray	1	Apartment	\$105,000	16 Jun 2025
 2/61 Droop St Footscray	2	Apartment	\$460,000	16 Jun 2025
 3/53 Whitehall St Footscray	2	Apartment	\$525,000	13 Jun 2025
 186 Buckley St Footscray	3	Townhouse	\$856,000	13 Jun 2025
 110/21 Moreland St Footscray	2	Apartment	\$490,000	12 Jun 2025
 206/1 Moreland St Footscray	3	Apartment	\$665,000	10 Jun 2025

Sold Properties~

Address	Bedrooms	Type	Price	Sold
 44 Errol St Footscray	2	House	\$902,000	08 Jun 2025
 13 Newman Dr FOOTSCRAY	2	Townhouse	\$766,000	07 Jun 2025
 33b Chatham St Footscray	2	Townhouse	\$720,000	06 Jun 2025
 6/95 Summerhill Rd Footscray	1	Apartment	\$280,000	05 Jun 2025
 6/3 Gordon St Footscray	1	Apartment	\$253,000	05 Jun 2025
 1005/59 Paisley St Footscray	2	Apartment	\$420,000	04 Jun 2025
 316/90 Buckley St Footscray	2	Apartment	\$480,000	04 Jun 2025
 716/59 Paisley St Footscray	1	Apartment	\$290,000	04 Jun 2025
 802/1 Moreland St Footscray	2	Apartment	\$690,000	03 Jun 2025
 9/10 Empire St Footscray	2	Apartment	\$370,000	02 Jun 2025
 306/12 Napier St Footscray	2	Apartment	\$495,000	31 May 2025
 4/51 Napier St Footscray	2	Apartment	\$385,000	31 May 2025



Kensington Office
291 Racecourse Road, Kensington
03 8378 0500

jelliscraig.com.au

Data is current as of PDF generation date 01/07/2025

* Updated Quarterly for the past 12 months

^ Updated daily for the past quarter

~ Updated daily: 33 recent results.

This publication contains data, analytics, statistics and other information supplied by PROPERTYDATAONLINE PTY LTD (PropertyData). The data provided in this publication is of a general nature and should not be construed as specific advice or relied upon in lieu of appropriate professional advice.

PropertyData relies upon data supplied by third parties and while the data is checked and reviewed, PropertyData does not warrant the accuracy or completeness of the information to the full extent permitted by the law and excludes all loss or damage howsoever arising (including through negligence) in connection with the data supplied by PropertyData. The State of Victoria owns the copyright in the Property Sales Data and reproduction of that data in any way without the consent of the State of Victoria will constitute a breach of the Copyright Act 1968 (cth). The State of Victoria does not warrant the accuracy or completeness of the Property Sales Data and any person using or relying upon such information does so on the basis that the State of Victoria accepts no responsibility or liability whatsoever for any errors, faults, defects or omissions in the information supplied.