

## *Suburb Report*

Know your neighbourhood.



# Property Prices

## Median House Price\*

Median

**\$1.01m**

Quarterly Price Change

**0.00% ↓**

## Median Unit Price\*

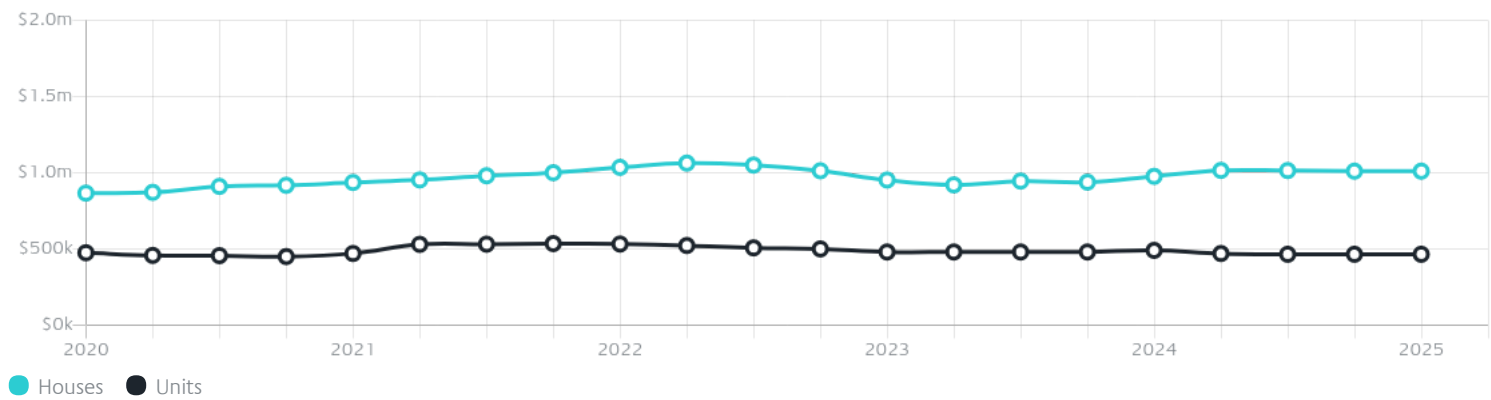
Median

**\$465k**

Quarterly Price Change

**0.00% ↓**

## Quarterly Price Change\*



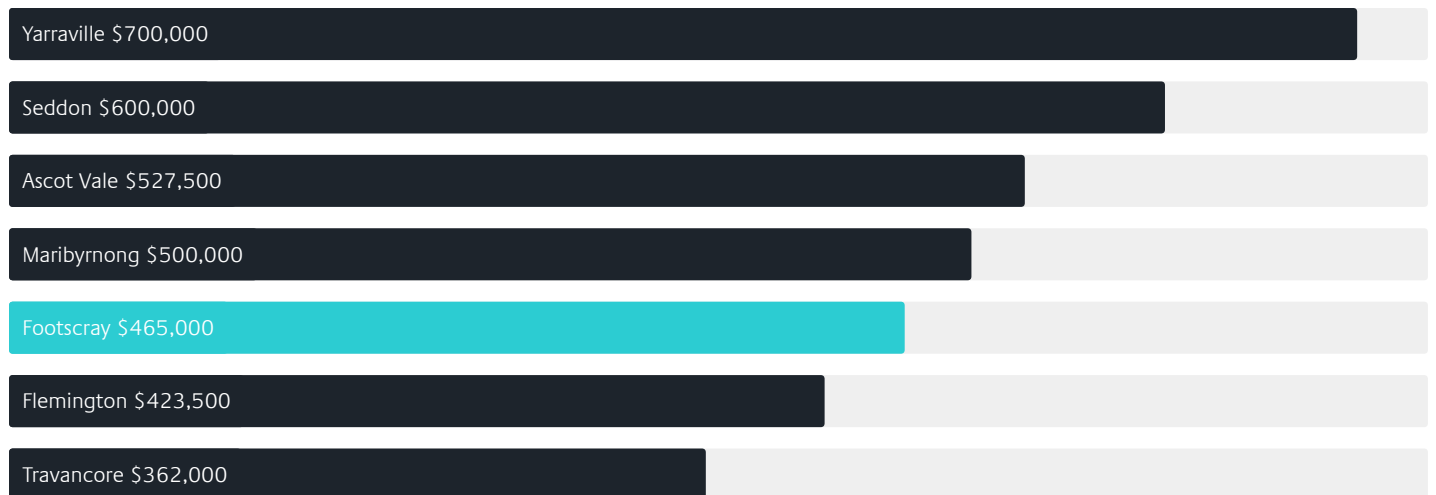
# Surrounding Suburbs

---

## Median House Sale Price\*



## Median Unit Sale Price\*



# Sales Snapshot

Sale Method\*



● Auction 41%  
● Private 59%

Auction Clearance Rate\*

67.74%

Median Days on Market^


33 days

Average Hold Period\*

6.4 years

## Insights

Dwelling Type^



● Houses 32% ● Units 68%

Ownership^



● Owned Outright 16% ● Mortgaged 31% ● Rented 53%

Population^

17,131

Median Asking Rent per week\*

\$595

Population Growth^

4.81%

Rental Yield\*

3.09%

Median Age^













34 years

Median Household Size^













2.1 people

# Sold Properties~













Discover a snapshot of the most recent results for this suburb, to view the full 12 months of sales history, please go to [jellisraig.com.au/suburbinsights](https://jellisraig.com.au/suburbinsights)

Address	Bedrooms	Type	Price	Sold
 68 Essex St Footscray	3	House	\$865,000	31 May 2025
 25/2-4 Ballarat Rd Footscray	3	Unit	\$815,000	31 May 2025
 3/59 Droop St Footscray	2	Apartment	\$450,000	30 May 2025
 8 Essex St Footscray	4	House	\$963,000	28 May 2025
 22 Sydney St Footscray	2	House	\$765,000	27 May 2025
 39 Stafford St Footscray	3	House	\$720,000	24 May 2025
 16a Stafford St Footscray	2	Townhouse	\$735,000	24 May 2025
 21/53 Whitehall St Footscray	2	Apartment	\$495,000	21 May 2025
 4/7 Empire St Footscray	2	Flat	\$333,000	21 May 2025
 3/4 Eldridge St Footscray	2	Unit	\$390,000	20 May 2025
 8/95-97 Summerhill Rd Footscray	1	Flat	\$257,000	19 May 2025
 36c Dudley St Footscray	2	Unit	\$725,000	17 May 2025

# Sold Properties~

Address	Bedrooms	Type	Price	Sold
 59 Pickett St Footscray	3	House	\$1,007,000	17 May 2025
 25 Southampton St FOOTSCRAY	3	House	\$917,000	17 May 2025
 32 White St Footscray	2	House	\$715,000	16 May 2025
 2/41 Cowper St Footscray	2	Townhouse	\$766,000	15 May 2025
 83 Gordon St Footscray	4	House	\$1,020,000	14 May 2025
 12/13 Nicholson St Footscray	2	Apartment	\$465,000	13 May 2025
 70 Victoria St Footscray	4	House	\$1,261,000	10 May 2025
 305/2b Ballarat Rd Footscray	1	Apartment	\$350,000	09 May 2025
 7/92 Paisley St Footscray	2	Townhouse	\$558,000	09 May 2025
 5/10 Rosamond Rd FOOTSCRAY	2	Townhouse	\$565,000	09 May 2025
 322/1 Moreland St Footscray	2	Apartment	\$498,500	08 May 2025
 2a Adelaide St Footscray	3	House	\$935,000	08 May 2025

# Sold Properties~

Address	Bedrooms	Type	Price	Sold
 26/155 Gordon St Footscray	2	Apartment	\$390,000	07 May 2025
 3/36 Hocking St Footscray	3	Townhouse	\$868,000	07 May 2025
 2206/8 Hallenstein St Footscray	2	Unit	\$470,000	06 May 2025
 84 Commercial Rd Footscray	2	House	\$930,000	05 May 2025
 104/205 Ballarat Rd Footscray	2	Apartment	\$447,500	05 May 2025
 401/2 Joseph Rd Footscray	2	Unit	\$500,000	04 May 2025
 2/72 Droop St Footscray	2	Apartment	\$447,000	03 May 2025
 4/277-287 Barkly St Footscray	2	Apartment	\$540,000	02 May 2025
 104 Victoria St Footscray	2	House	\$875,000	01 May 2025
 102/2b Ballarat Rd Footscray	2	Strata Unit/Flat	\$527,000	29 Apr 2025
 23 Souter Cr Footscray	2	House	\$810,000	26 Apr 2025
 47 Commercial Rd Footscray	4	House	\$1,030,000	26 Apr 2025



Kensington Office  
291 Racecourse Road, Kensington  
03 8378 0500

[jelliscraig.com.au](http://jelliscraig.com.au)

Data is current as of PDF generation date 01/06/2025

\* Updated Quarterly for the past 12 months

^ Updated daily for the past quarter

~ Updated daily: 33 recent results.

This publication contains data, analytics, statistics and other information supplied by PROPERTYDATAONLINE PTY LTD (PropertyData). The data provided in this publication is of a general nature and should not be construed as specific advice or relied upon in lieu of appropriate professional advice.

PropertyData relies upon data supplied by third parties and while the data is checked and reviewed, PropertyData does not warrant the accuracy or completeness of the information to the full extent permitted by the law and excludes all loss or damage howsoever arising (including through negligence) in connection with the data supplied by PropertyData. The State of Victoria owns the copyright in the Property Sales Data and reproduction of that data in any way without the consent of the State of Victoria will constitute a breach of the Copyright Act 1968 (cth). The State of Victoria does not warrant the accuracy or completeness of the Property Sales Data and any person using or relying upon such information does so on the basis that the State of Victoria accepts no responsibility or liability whatsoever for any errors, faults, defects or omissions in the information supplied.