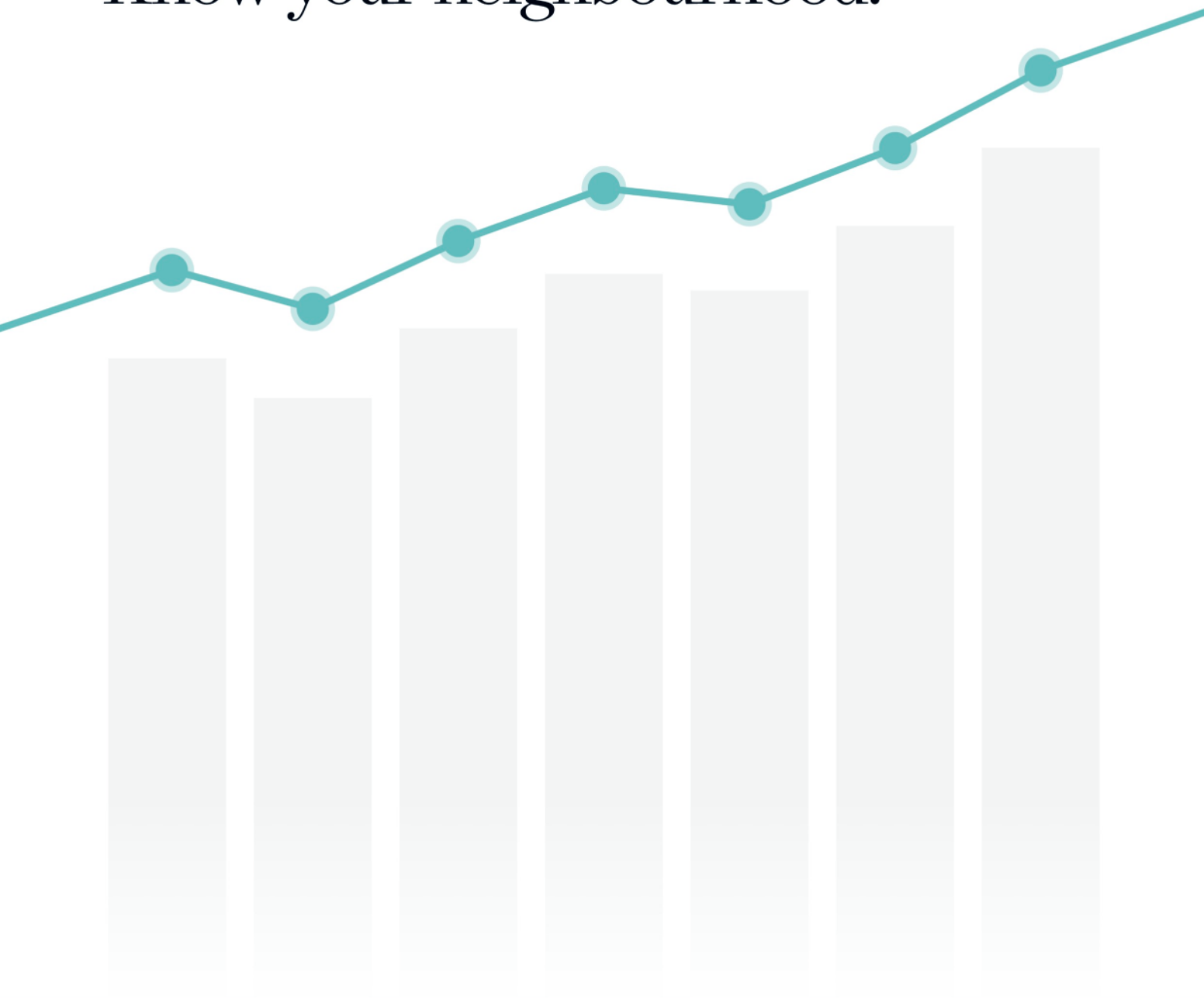


FRANKSTON SOUTH



Suburb Report

Know your neighbourhood.



Property Prices

Median House Price*

Median

\$1.16m

Quarterly Price Change

-4.91% ↓

Median Unit Price*

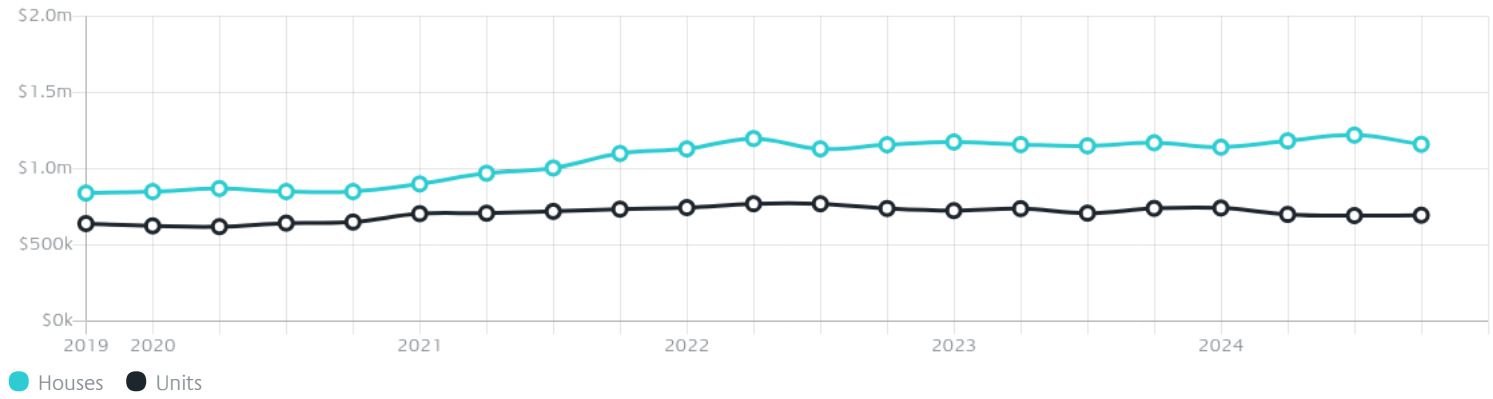
Median

\$695k

Quarterly Price Change

0.36% ↑

Quarterly Price Change*




Surrounding Suburbs

Median House Sale Price*



Median Unit Sale Price*



Sales Snapshot

Sale Method^{*}



● Auction 18%
● Private 82%

Auction Clearance Rate^{*}

83.33%

Median Days on Market[^]

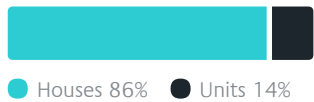
33 days

Average Hold Period^{*}

6.1 years

Insights

Dwelling Type[^]



● Houses 86% ● Units 14%

Ownership[^]



● Owned Outright 40% ● Mortgaged 46% ● Rented 13%

Population[^]

18,801

Median Asking Rent per week^{*}

\$605

Population Growth[^]

0

Rental Yield^{*}

2.8%

Median Age[^]













44 years

Median Household Size[^]













2.6 people

Sold Properties~













Discover a snapshot of the most recent results for this suburb, to view the full 12 months of sales history, please go to jellisicraig.com.au/suburbinsights

Address	Bedrooms	Type	Price	Sold
 13 Brompton Cl Frankston South	4	House	\$1,000,000	30 Mar 2025
 2 Sewell Ct Frankston South	4	House	\$965,000	28 Mar 2025
 4 Smeaton Ct Frankston South	4	House	\$1,200,000	24 Mar 2025
 33 Manor Dr Frankston South	5	House	\$1,345,000	22 Mar 2025
 77 Kars St Frankston South	3	House	\$958,000	19 Mar 2025
 156 Kars St Frankston South	3	House	\$1,050,000	16 Mar 2025
 14 Barriedale Gr FRANKSTON SOUTH	3	House	\$1,465,000	14 Mar 2025
 12 Grosvenor St Frankston South	3	House	\$1,045,000	13 Mar 2025
 34 Jinchilla Av Frankston South	3	House	\$1,080,000	13 Mar 2025
 25 Grady Ct Frankston South	4	House	\$902,000	13 Mar 2025
 34 Baileyana St Frankston South	4	House	\$1,100,000	12 Mar 2025
 8 Buckingham Pl Frankston South	4	House	\$925,000	07 Mar 2025

Sold Properties~

Address	Bedrooms	Type	Price	Sold
 58 Baileyana St Frankston South	4	House	\$1,346,000	06 Mar 2025
 61 Fleetwood Cr Frankston South	4	House	\$1,700,000	04 Mar 2025
 2 Piper Cr Frankston South	4	House	\$1,500,000	01 Mar 2025
 23 Fenton Cr Frankston South	4	House	\$1,490,000	26 Feb 2025
 132 Rosedale Gr Frankston South	3	House	\$791,500	24 Feb 2025
 1 Bacchus Ct Frankston South	4	House	\$950,000	20 Feb 2025
 6 Merrigal Ct Frankston South	6	House	\$2,100,000	20 Feb 2025
 9 Banyule Ct Frankston South	3	House	\$785,000	19 Feb 2025
 1/1 McComb Blvd Frankston South	4	House	\$1,775,000	18 Feb 2025
 5 Kirkstall Cl Frankston South	4	House	\$3,425,000	18 Feb 2025
 9 Watson St FRANKSTON SOUTH	2	House	\$900,000	16 Feb 2025
 3/11 Towerhill Rd Frankston South	3	Unit	\$603,000	15 Feb 2025

Sold Properties~

Address	Bedrooms	Type	Price	Sold
 25 Gowrie Av Frankston South	4	House	\$1,050,000	15 Feb 2025
 2 Woolmer Ct Frankston South	4	House	\$1,230,000	14 Feb 2025
 23 Gulls Way Frankston South	6	House	\$17,000,000	13 Feb 2025
 1a Diosma Ct Frankston South	2	House	\$705,505	13 Feb 2025
 39 Fleetwood Cr Frankston South	3	House	\$1,030,000	11 Feb 2025
 5 Tetragona Way Frankston South	4	House	\$1,712,500	10 Feb 2025
 12 Burramine Ct Frankston South	3	House	\$970,000	09 Feb 2025
 6 Gowrie Av Frankston South	4	House	\$1,250,000	08 Feb 2025
 10 Hamilton Gr Frankston South	4	House	\$1,155,000	08 Feb 2025
 11 Blair Av Frankston South	3	House	\$965,000	07 Feb 2025
 1/80 McComb Blvd Frankston South	3	Townhouse	\$710,500	04 Feb 2025
 5 Warringa Rd Frankston South	3	House	\$1,150,000	02 Feb 2025



jelliscraig.com.au

Data is current as of PDF generation date 01/04/2025

* Updated Quarterly for the past 12 months

^ Updated daily for the past quarter

~ Updated daily: 33 recent results.

This publication contains data, analytics, statistics and other information supplied by PROPERTYDATAONLINE PTY LTD (PropertyData). The data provided in this publication is of a general nature and should not be construed as specific advice or relied upon in lieu of appropriate professional advice.

PropertyData relies upon data supplied by third parties and while the data is checked and reviewed, PropertyData does not warrant the accuracy or completeness of the information to the full extent permitted by the law and excludes all loss or damage howsoever arising (including through negligence) in connection with the data supplied by PropertyData. The State of Victoria owns the copyright in the Property Sales Data and reproduction of that data in any way without the consent of the State of Victoria will constitute a breach of the Copyright Act 1968 (cth). The State of Victoria does not warrant the accuracy or completeness of the Property Sales Data and any person using or relying upon such information does so on the basis that the State of Victoria accepts no responsibility or liability whatsoever for any errors, faults, defects or omissions in the information supplied.