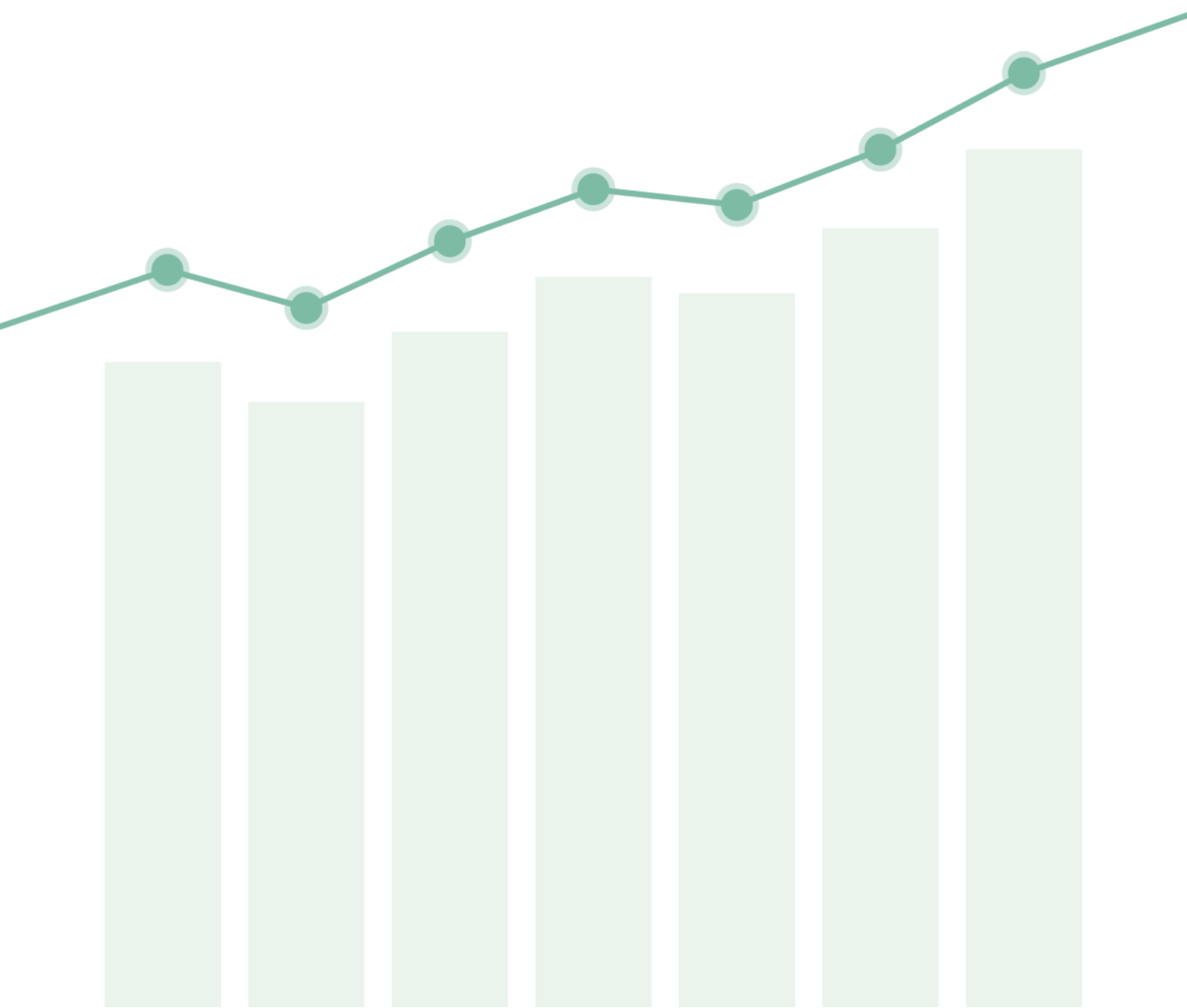


JellisCraig

FRANKSTON SOUTH

Suburb Report

Know your neighbourhood.



FRANKSTON SOUTH SUBURB REPORT

Median House Price*

Median

\$1.17m

Quarterly Price Change

0.86% ↑

Median Unit Price*


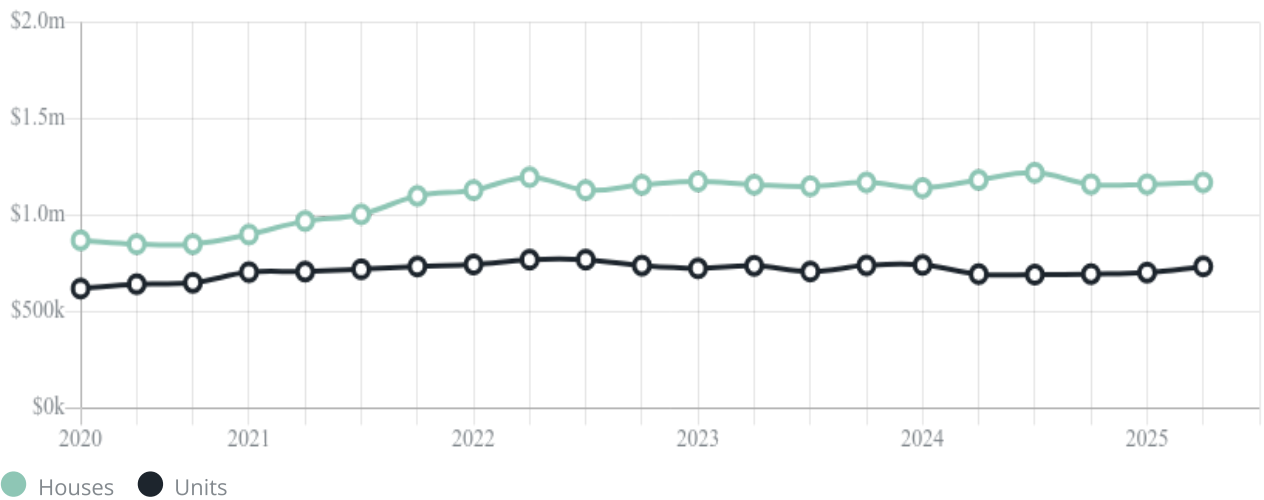
Median

\$735k

Quarterly Price Change

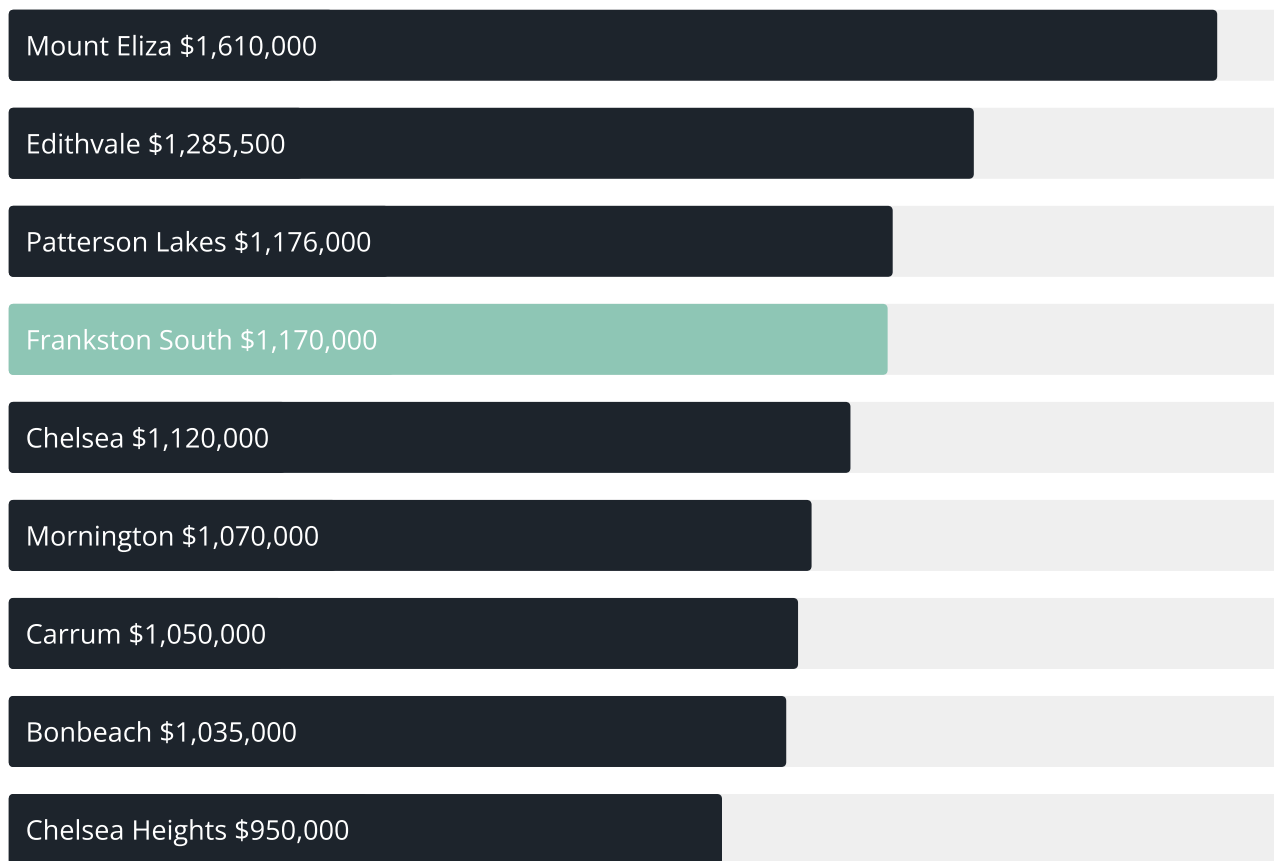
4.58% ↑

Quarterly Price Change*

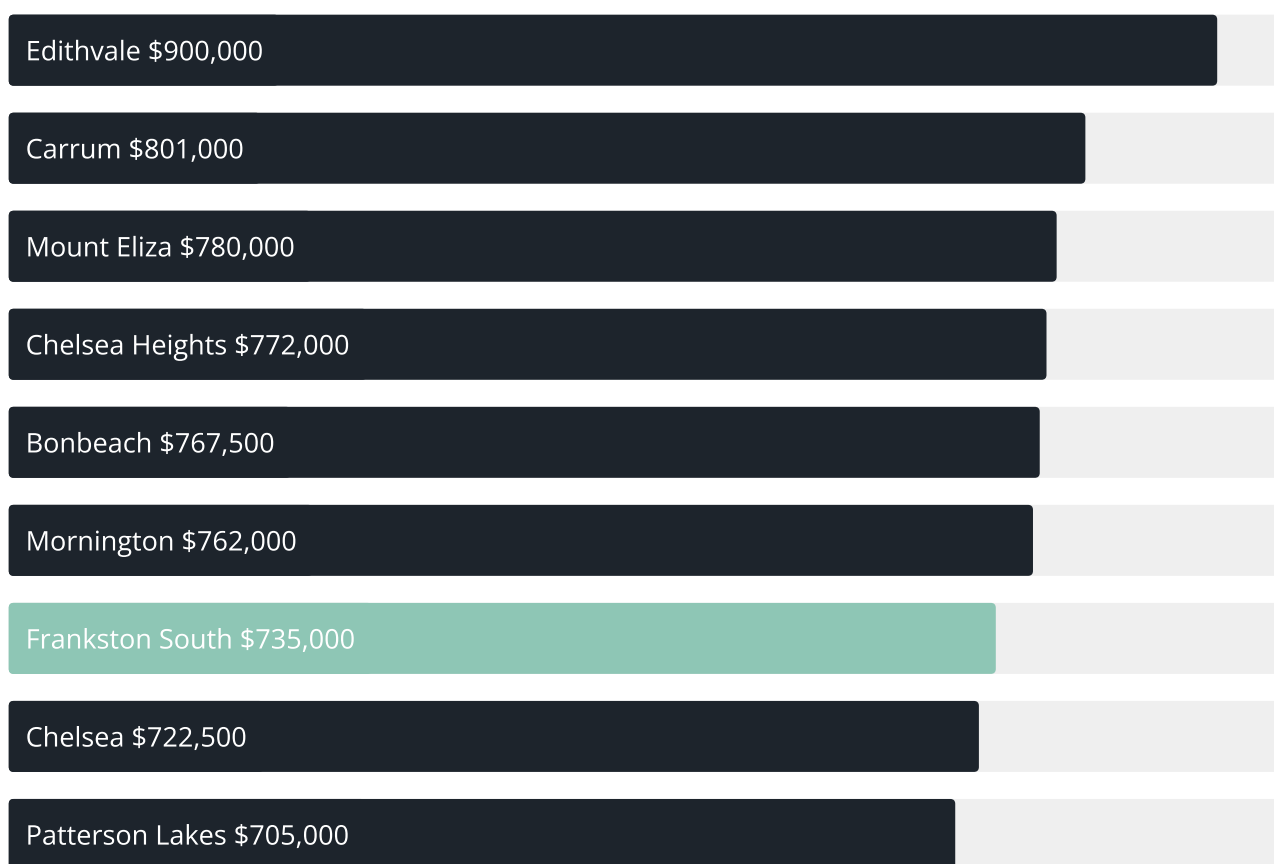


FRANKSTON SOUTH SUBURB REPORT

Median House Sale Price*



Median Unit Sale Price*



FRANKSTON SOUTH SUBURB REPORT

Sale Method*



Auction 16%
Private 84%

Auction Clearance Rate*

92.31%

Median Days on Market^

27 days

Average Hold Period*

6.1 years

Dwelling Type^



Houses 86% Units 14%

Ownership^



Owned Outright 40% Mortgaged 46% Rented 13%

Population^

18,801

Median Asking Rent per week*

\$650

Population Growth^

0

Rental Yield*

2.8%











Median Age^

44 years











Median Household Size^

FRANKSTON SOUTH SUBURB REPORT











Discover a snapshot of the most recent results for this suburb, to view the full 12 months of sales history, please go to jellisraig.com.au/suburbinsights

Address	Bedrooms	Type	Price	Sold
 <div>16 Wentworth Av Frankston South</div>	3	House	\$945,000	22 Jul 2025
 <div>13 Stradbroke Av Frankston South</div>	3	House	\$995,000	22 Jul 2025
 <div>88 Sycamore Rd FRANKSTON SOUTH</div>	3	House	\$845,000	21 Jul 2025
 <div>61 Humphries Rd Frankston South</div>	4	House	\$1,405,001	18 Jul 2025
 <div>15 Fontayne Ct Frankston South</div>	5	House	\$2,125,000	18 Jul 2025
 <div>4 Parkside Gr Frankston South</div>	4	House	\$1,440,000	17 Jul 2025
 <div>17 Highland Dr Frankston South</div>	5	House	\$1,275,000	14 Jul 2025
 <div>19 Stradbroke Av Frankston South</div>	3	House	\$1,225,000	08 Jul 2025
 <div>42 Christopher Dr Frankston South</div>	3	House	\$1,175,000	04 Jul 2025
 <div>15 Blair Av Frankston South</div>	3	House	\$840,000	02 Jul 2025

FRANKSTON SOUTH SUBURB REPORT

Address	Bedrooms	Type	Price	Sold
 5 Neil St Frankston South	4	House	\$1,200,000	30 Jun 2025
 2/17 Oakfield Ct Frankston South	3	House	\$900,000	26 Jun 2025
 2 Grange Rd Frankston South	4	House	\$1,650,000	24 Jun 2025
 105c Kars St Frankston South	3	House	\$980,000	21 Jun 2025
 39a Bruarong Cr Frankston South	4	House	\$1,580,000	20 Jun 2025
 89 Mccomb Blvd Frankston South	5	House	\$1,375,000	17 Jun 2025
 1/1 Bunangib Ct FRANKSTON SOUTH	3	House	\$1,005,000	17 Jun 2025
 3 Diosma Ct Frankston South	4	House	\$1,445,000	16 Jun 2025
 4 Ronald Av Frankston South	1	House	\$925,000	14 Jun 2025
 2 Giles Ct FRANKSTON SOUTH	3	House	\$935,000	13 Jun 2025

FRANKSTON SOUTH SUBURB REPORT

Address	Bedrooms	Type	Price	Sold
 47 Menzies Cl Frankston South	4	House	\$3,300,000	12 Jun 2025
 3 Burramine Ct Frankston South	3	House	\$938,000	06 Jun 2025
 32 Baden Powell Dr Frankston South	4	House	\$1,325,000	06 Jun 2025
 3/68 Brighton St Frankston South	2	Unit	\$725,000	04 Jun 2025
 48 Baileyana St Frankston South	3	House	\$935,000	04 Jun 2025
 6/9 Towerhill Rd Frankston South	2	Unit	\$412,500	03 Jun 2025
 78 Woolston Dr Frankston South	3	House	\$827,000	31 May 2025
 160 Overport Rd Frankston South	5	House	\$2,150,000	30 May 2025
 133 Kars St Frankston South	3	House	\$979,000	29 May 2025
 1/22 Gowrie Av FRANKSTON SOUTH	3	House	\$972,500	29 May 2025



jellisraig.com.au

Data is current as of PDF generation date 01/08/2025

* Updated Quarterly for the past 12 months

^ Updated daily for the past quarter

~ Updated daily: 33 recent results.

This publication contains data, analytics, statistics and other information supplied by PROPERTYDATAONLINE PTY LTD (PropertyData). The data provided in this publication is of a general nature and should not be construed as specific advice or relied upon in lieu of appropriate professional advice.

PropertyData relies upon data supplied by third parties and while the data is checked and reviewed, PropertyData does not warrant the accuracy or completeness of the information to the full extent permitted by the law and excludes all loss or damage howsoever arising (including through negligence) in connection with the data supplied by PropertyData. The State of Victoria owns the copyright in the Property Sales Data and reproduction of that data in any way without the consent of the State of Victoria will constitute a breach of the Copyright Act 1968 (cth). The State of Victoria does not warrant the accuracy or completeness of the Property Sales Data and any person using or relying upon such information does so on the basis that the State of Victoria accepts no responsibility or liability whatsoever for any errors, faults, defects or omissions in the information supplied.