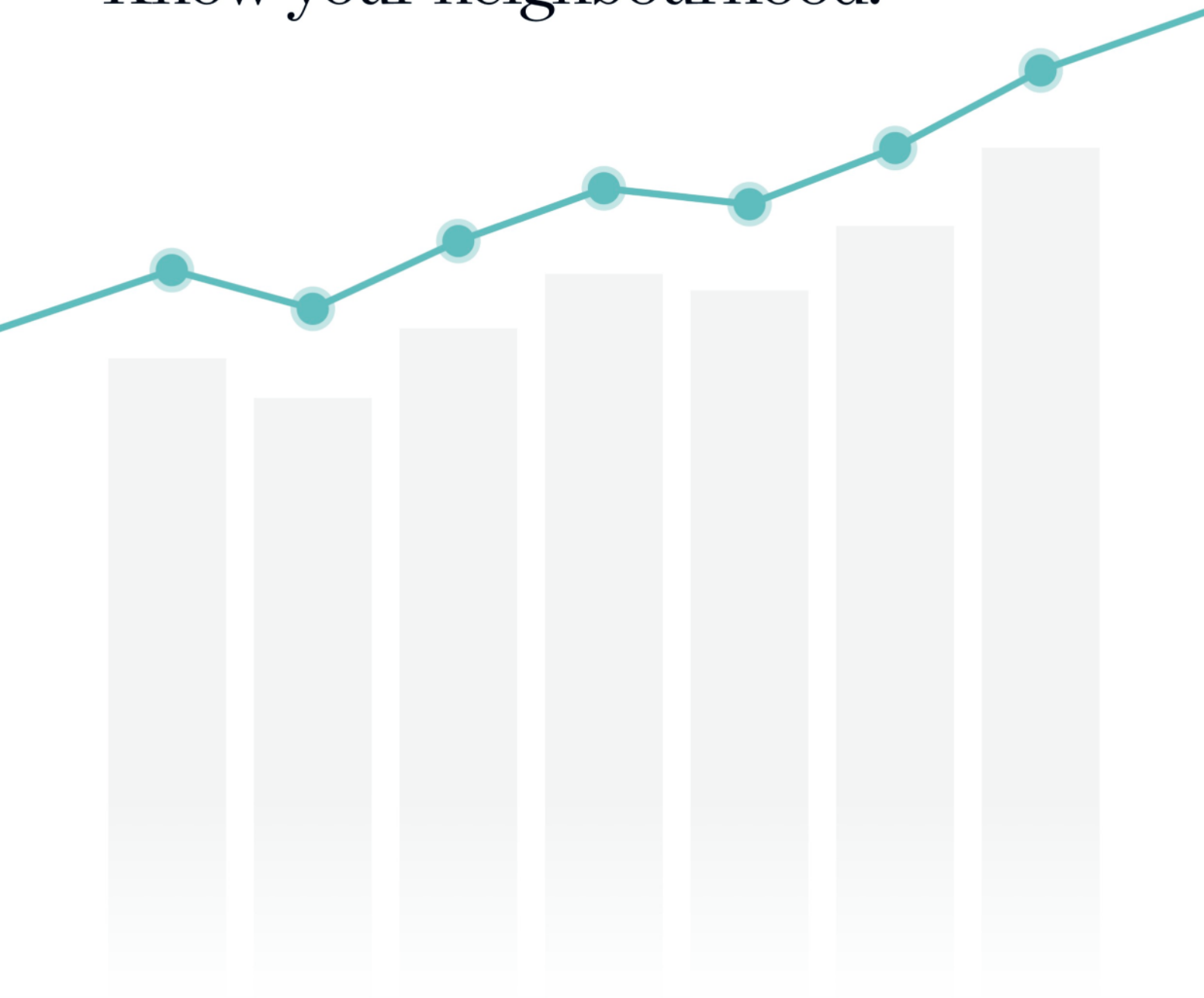


FRANKSTON SOUTH



Suburb Report

Know your neighbourhood.



Property Prices

Median House Price*

Median

\$1.16m

Quarterly Price Change

-4.91% ↓

Median Unit Price*

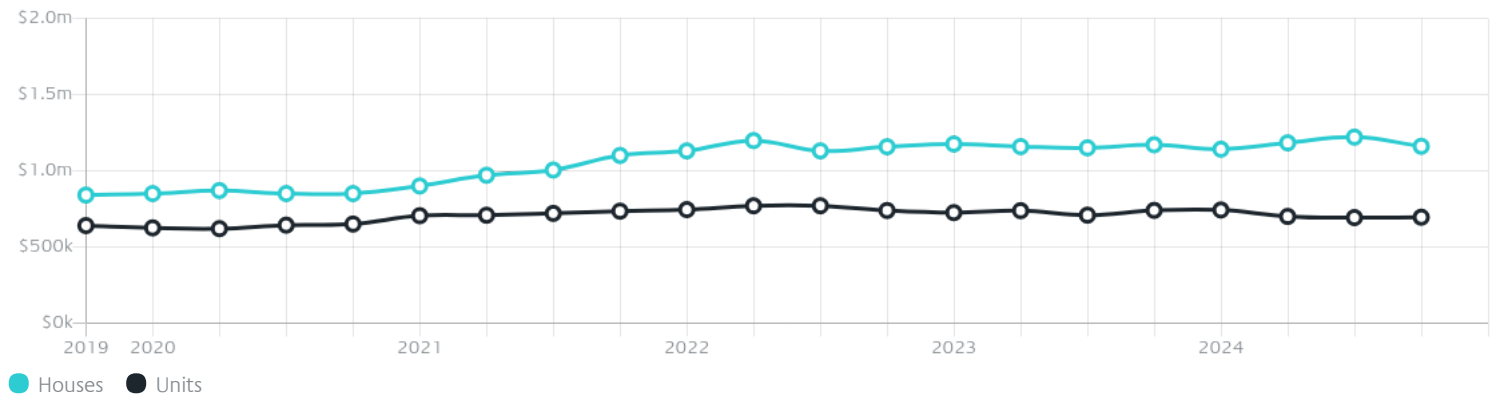
Median

\$695k

Quarterly Price Change

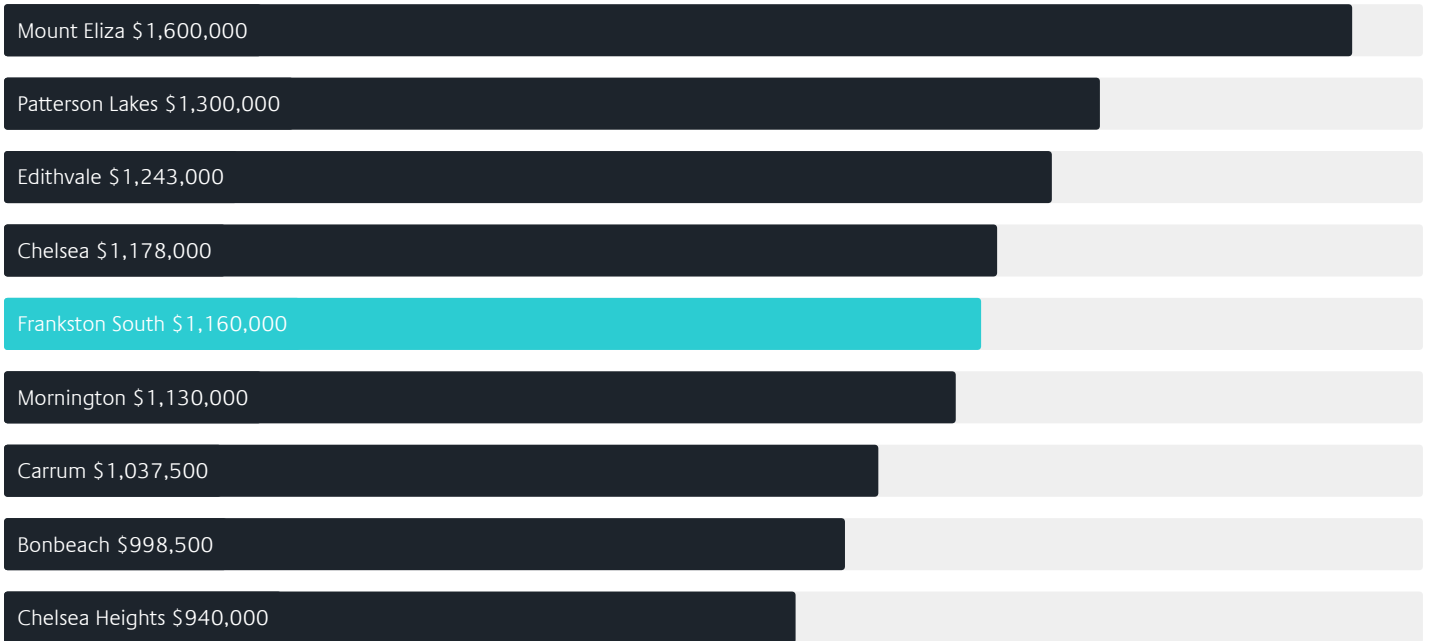
0.36% ↑

Quarterly Price Change*




Surrounding Suburbs

Median House Sale Price*



Median Unit Sale Price*



Sales Snapshot

Sale Method^{*}



● Auction 26%
● Private 74%

Auction Clearance Rate^{*}

60%

Median Days on Market[^]

38 days

Average Hold Period^{*}

6.1 years

Insights

Dwelling Type[^]



● Houses 86% ● Units 14%

Ownership[^]



● Owned Outright 40% ● Mortgaged 46% ● Rented 13%

Population[^]

18,801

Median Asking Rent per week^{*}

\$605

Population Growth[^]

0

Rental Yield^{*}

2.8%

Median Age[^]













44 years

Median Household Size[^]













2.6 people

Sold Properties~













Discover a snapshot of the most recent results for this suburb, to view the full 12 months of sales history, please go to jellisraig.com.au/suburbinsights

Address	Bedrooms	Type	Price	Sold
 5 Thames St Frankston South	3	House	\$1,120,000	21 Jan 2025
 115 Casuarina Dr Frankston South	3	House	\$817,000	18 Jan 2025
 18a Tavistock Rd Frankston South	4	House	\$985,000	15 Jan 2025
 65 Alicudi Av Frankston South	5	House	\$1,170,000	13 Jan 2025
 6/18 Sanders Rd Frankston South	3	Unit	\$695,000	07 Jan 2025
 8 Manor Dr Frankston South	4	House	\$1,125,000	29 Dec 2024
 13 Liddesdale Av Frankston South	4	House	\$1,170,000	26 Dec 2024
 23 Watson St Frankston South	3	House	\$750,000	23 Dec 2024
 74 Cliff Rd Frankston South	5	House	\$1,570,000	23 Dec 2024
 17 Raleon Av Frankston South	3	House	\$900,000	20 Dec 2024
 10 Alicudi Av Frankston South	7	House	\$220,000	20 Dec 2024
 17 Wentworth Av Frankston South	3	House	\$810,000	17 Dec 2024

Sold Properties~

Address	Bedrooms	Type	Price	Sold
 13 Hoadley Av Frankston South	3	House	\$950,000	14 Dec 2024
 32 Ithaca Rd Frankston South	3	House	\$1,100,000	14 Dec 2024
 39 Gowrie Av Frankston South	3	House	\$1,160,000	14 Dec 2024
 52 Maberley Cr Frankston South	4	House	\$1,400,000	13 Dec 2024
 4 Cadby Pl Frankston South	4	House	\$900,000	13 Dec 2024
 72 Moorooduc Hwy Frankston South	4	House	\$1,345,000	12 Dec 2024
 48 Sanders Rd FRANKSTON SOUTH	4	House	\$1,225,000	10 Dec 2024
 3 Lauren Ct Frankston South	6	House	\$1,600,000	10 Dec 2024
 5 Salina Ct Frankston South	4	House	\$1,152,000	10 Dec 2024
 19 Mount Erin Cr Frankston South	3	House	\$830,000	07 Dec 2024
 21 Stradbroke Av Frankston South	3	House	\$735,000	03 Dec 2024
 43 Ithaca Rd Frankston South	4	House	\$1,118,500	01 Dec 2024

Sold Properties~

Address	Bedrooms	Type	Price	Sold
 18 Lawson Av Frankston South	3	House	\$765,000	01 Dec 2024
 69 McComb Blvd Frankston South	4	House	\$1,395,000	30 Nov 2024
 59 Towerhill Rd Frankston South	4	House	\$976,000	30 Nov 2024
 4 Highland Dr Frankston South	4	House	\$796,000	30 Nov 2024
 53b Humphries Rd Frankston South	4	House	\$1,215,000	30 Nov 2024
 27 Sycamore Rd Frankston South	3	House	\$723,000	30 Nov 2024
 18 Gowrie Av FRANKSTON SOUTH	3	House	\$852,500	26 Nov 2024
 10 Pastoral St FRANKSTON SOUTH	4	House	\$1,400,000	26 Nov 2024
 289 Humphries Rd Frankston South	5	House	\$1,790,000	22 Nov 2024
 20 Fleetwood Cr Frankston South	3	House	\$1,180,000	22 Nov 2024
 4/18 Grange Rd Frankston South	2	Unit	\$740,000	22 Nov 2024
 4 Gulls Way Frankston South	5	House	\$2,071,000	20 Nov 2024



jelliscraig.com.au

Data is current as of PDF generation date 01/02/2025

* Updated Quarterly for the past 12 months

^ Updated daily for the past quarter

~ Updated daily: 33 recent results.

This publication contains data, analytics, statistics and other information supplied by PROPERTYDATAONLINE PTY LTD (PropertyData). The data provided in this publication is of a general nature and should not be construed as specific advice or relied upon in lieu of appropriate professional advice.

PropertyData relies upon data supplied by third parties and while the data is checked and reviewed, PropertyData does not warrant the accuracy or completeness of the information to the full extent permitted by the law and excludes all loss or damage howsoever arising (including through negligence) in connection with the data supplied by PropertyData. The State of Victoria owns the copyright in the Property Sales Data and reproduction of that data in any way without the consent of the State of Victoria will constitute a breach of the Copyright Act 1968 (cth). The State of Victoria does not warrant the accuracy or completeness of the Property Sales Data and any person using or relying upon such information does so on the basis that the State of Victoria accepts no responsibility or liability whatsoever for any errors, faults, defects or omissions in the information supplied.