

Suburb Report

Know your neighbourhood.



Property Prices

Median House Price*

Median
\$1.16m

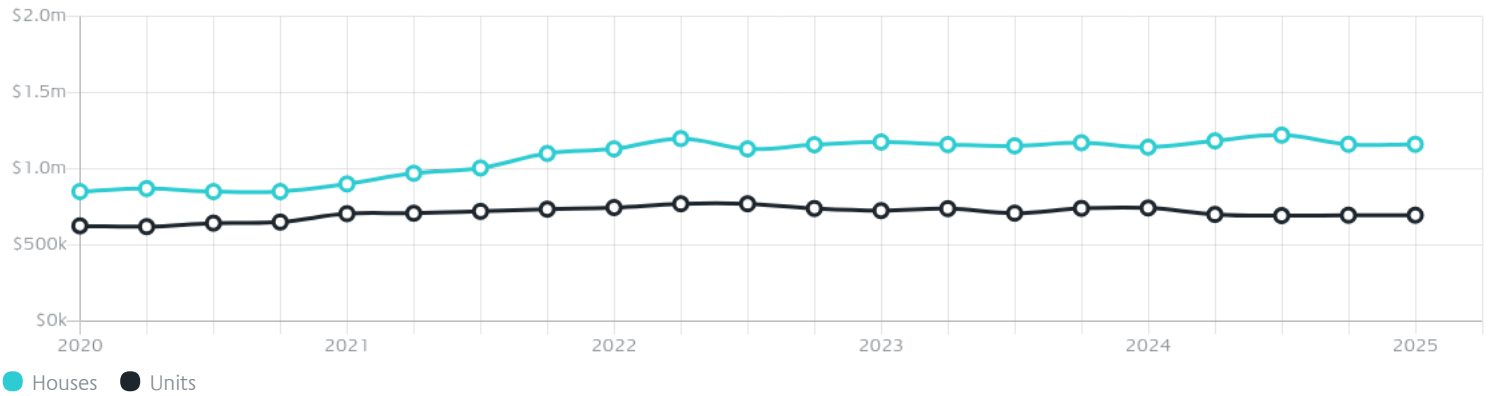
Quarterly Price Change
0.00% ↓

Median Unit Price*

Median
\$695k

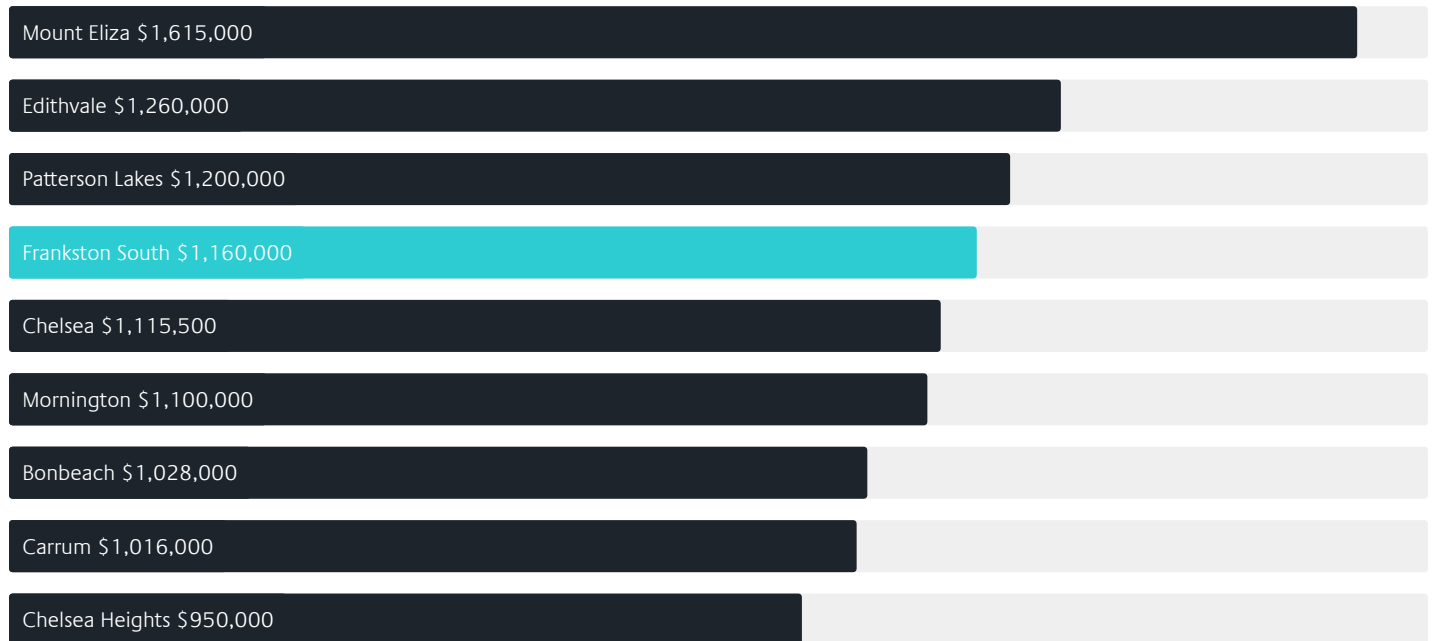
Quarterly Price Change
0.00% ↓

Quarterly Price Change*




Surrounding Suburbs

Median House Sale Price*



Median Unit Sale Price*



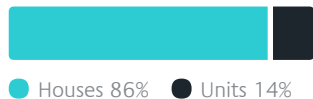
Sales Snapshot

Sale Method^{*}

● Auction 17%
● Private 83%

Auction Clearance Rate^{*}**88.24%**Median Days on Market[^]**30 days**Average Hold Period^{*}**6.1 years**

Insights

Dwelling Type[^]

● Houses 86% ● Units 14%









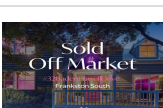



Ownership[^]

● Owned Outright 40% ● Mortgaged 46% ● Rented 13%













Population[^]**18,801**Median Asking Rent per week^{*}**\$650**Population Growth[^]**0**Rental Yield^{*}**2.8%**Median Age[^]**44 years**Median Household Size[^]**2.6 people**

Sold Properties~













Discover a snapshot of the most recent results for this suburb, to view the full 12 months of sales history, please go to jellisraig.com.au/suburbinsights

Address	Bedrooms	Type	Price	Sold
 2/17 Oakfield Ct Frankston South	3	House	\$900,000	26 Jun 2025
 2 Grange Rd Frankston South	4	House	\$1,650,000	24 Jun 2025
 39a Bruarong Cr Frankston South	4	House	\$1,580,000	20 Jun 2025
 89 Mccomb Blvd Frankston South	5	House	\$1,375,000	17 Jun 2025
 3 Diosma Ct Frankston South	4	House	\$1,445,000	16 Jun 2025
 2 Giles Ct FRANKSTON SOUTH	3	House	\$935,000	13 Jun 2025
 47 Menzies Cl Frankston South	4	House	\$3,300,000	12 Jun 2025
 3 Burramine Ct Frankston South	3	House	\$938,000	06 Jun 2025
 32 Baden Powell Dr Frankston South	4	House	\$1,325,000	06 Jun 2025
 3/68 Brighton St Frankston South	2	Unit	\$725,000	04 Jun 2025
 48 Baileyana St Frankston South	3	House	\$935,000	04 Jun 2025
 6/9 Towerhill Rd Frankston South	2	Unit	\$412,500	03 Jun 2025

Sold Properties~

Address	Bedrooms	Type	Price	Sold
 78 Woolston Dr Frankston South	3	House	\$827,000	31 May 2025
 160 Overport Rd Frankston South	5	House	\$2,150,000	30 May 2025
 133 Kars St Frankston South	3	House	\$979,000	29 May 2025
 1/22 Gowrie Av FRANKSTON SOUTH	3	House	\$972,500	29 May 2025
 6 Cornborough Ct Frankston South	4	House	\$975,000	26 May 2025
 102 Moorooduc Hwy Frankston South	4	House	\$1,500,000	26 May 2025
 1/5 Mccomb Blvd Frankston South	2	Unit	\$792,500	26 May 2025
 14 Jinchilla Av Frankston South	4	House	\$1,115,000	24 May 2025
 16 Gulls Way Frankston South	4	House	\$3,056,000	24 May 2025
 1/64 Fleetwood Cr Frankston South	2	House	\$730,000	21 May 2025
 112 Kars St Frankston South	3	House	\$875,000	20 May 2025
 28 Pratt Av FRANKSTON SOUTH	3	House	\$812,000	17 May 2025

Sold Properties~

Address	Bedrooms	Type	Price	Sold
 21 Thames St Frankston South	4	House	\$2,020,000	17 May 2025
 10 Burramine Ct Frankston South	5	House	\$1,315,000	13 May 2025
 67 Baileyana St Frankston South	3	House	\$850,000	13 May 2025
 107a Kars St Frankston South	3	House	\$1,022,899	09 May 2025
 16 The Strand Frankston South	4	House	\$1,600,000	09 May 2025
 13 Cooida Ct Frankston South	3	House	\$995,000	07 May 2025
 165 Kars St Frankston South	3	House	\$994,000	07 May 2025
 13 Tristania St FRANKSTON SOUTH	3	House	\$905,000	07 May 2025
 16 Orchard Gr Frankston South	3	House	\$1,240,000	06 May 2025
 3/31 Culcairn Dr Frankston South	3	Townhouse	\$785,000	06 May 2025
 4 Bader Ct Frankston South	2	Unit	\$820,000	05 May 2025
 17 Jinchilla Av Frankston South	4	House	\$1,300,000	05 May 2025



jelliscraig.com.au

Data is current as of PDF generation date 01/07/2025

* Updated Quarterly for the past 12 months

^ Updated daily for the past quarter

~ Updated daily: 33 recent results.

This publication contains data, analytics, statistics and other information supplied by PROPERTYDATAONLINE PTY LTD (PropertyData). The data provided in this publication is of a general nature and should not be construed as specific advice or relied upon in lieu of appropriate professional advice.

PropertyData relies upon data supplied by third parties and while the data is checked and reviewed, PropertyData does not warrant the accuracy or completeness of the information to the full extent permitted by the law and excludes all loss or damage howsoever arising (including through negligence) in connection with the data supplied by PropertyData. The State of Victoria owns the copyright in the Property Sales Data and reproduction of that data in any way without the consent of the State of Victoria will constitute a breach of the Copyright Act 1968 (cth). The State of Victoria does not warrant the accuracy or completeness of the Property Sales Data and any person using or relying upon such information does so on the basis that the State of Victoria accepts no responsibility or liability whatsoever for any errors, faults, defects or omissions in the information supplied.