

Suburb Report

Know your neighbourhood.



Property Prices

Median House Price*

Median
\$1.16m


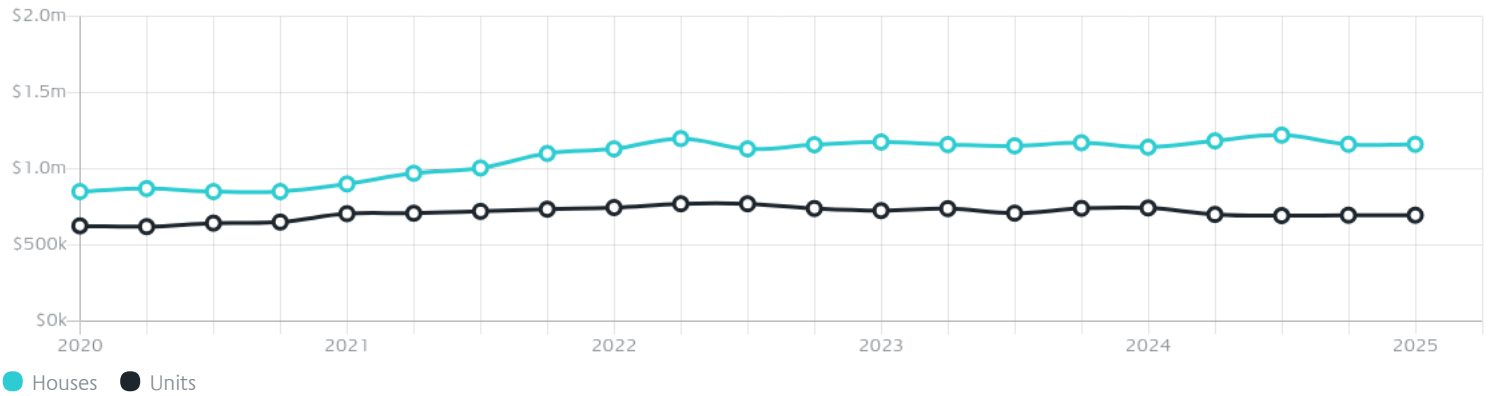
Quarterly Price Change
0.00% ↓

Median Unit Price*

Median
\$695k

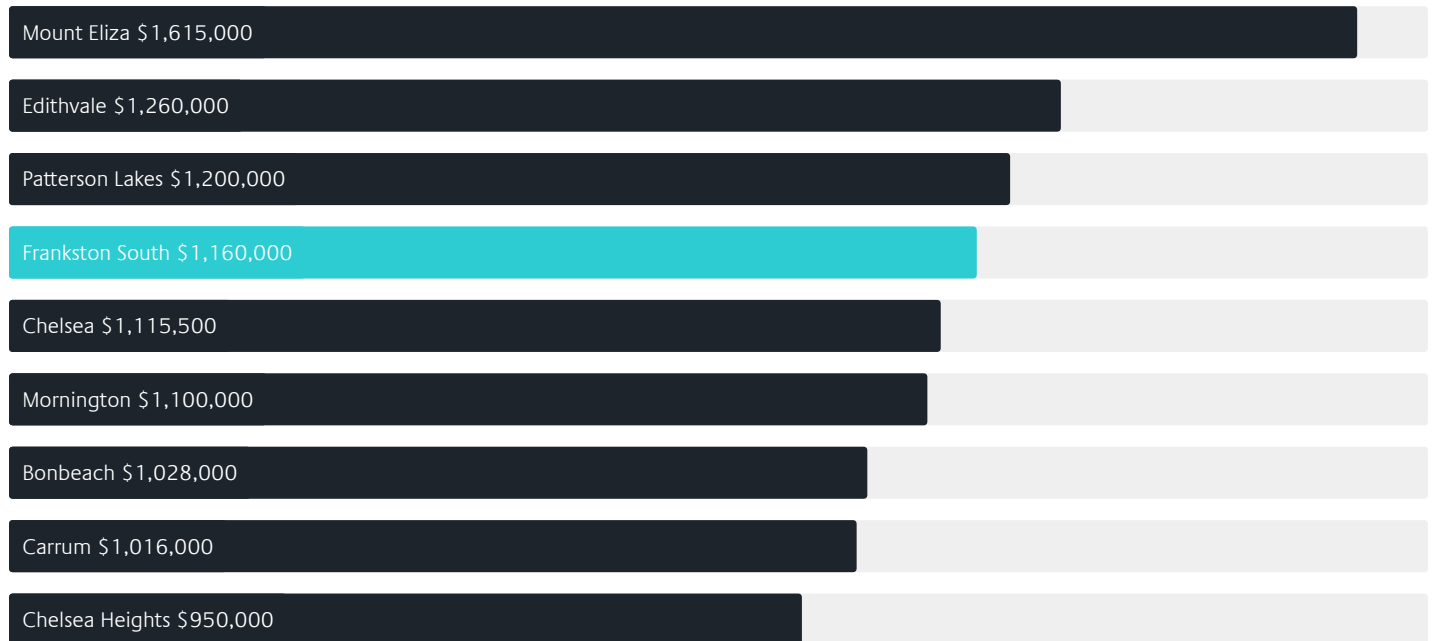
Quarterly Price Change
0.00% ↓

Quarterly Price Change*




Surrounding Suburbs

Median House Sale Price*



Median Unit Sale Price*



Sales Snapshot

Sale Method^{*}

● Auction 21%
● Private 79%

Auction Clearance Rate^{*}

85.71%

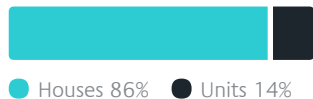
Median Days on Market[^]

31 days

Average Hold Period^{*}

6.1 years

Insights

Dwelling Type[^]

● Houses 86% ● Units 14%

Ownership[^]

● Owned Outright 40% ● Mortgaged 46% ● Rented 13%

Population[^]

18,801

Median Asking Rent per week^{*}

\$650

Population Growth[^]

0

Rental Yield^{*}

2.8%

Median Age[^]













44 years

Median Household Size[^]













2.6 people

Sold Properties~













Discover a snapshot of the most recent results for this suburb, to view the full 12 months of sales history, please go to jellisraig.com.au/suburbinsights

| Address | Bedrooms | Type | Price | Sold |
|---|----------|-------|-------------|-------------|
|  160 Overport Rd Frankston South | 5 | House | \$2,150,000 | 30 May 2025 |
|  133 Kars St Frankston South | 3 | House | \$979,000 | 29 May 2025 |
|  1/22 Gowrie Av FRANKSTON SOUTH | 3 | House | \$972,500 | 29 May 2025 |
|  6 Cornborough Ct Frankston South | 4 | House | \$975,000 | 26 May 2025 |
|  102 Moorooduc Hwy Frankston South | 4 | House | \$1,500,000 | 26 May 2025 |
|  1/5 Mccomb Blvd Frankston South | 2 | Unit | \$792,500 | 26 May 2025 |
|  14 Jinchilla Av Frankston South | 4 | House | \$1,115,000 | 24 May 2025 |
|  16 Gulls Way Frankston South | 4 | House | \$3,056,000 | 24 May 2025 |
|  1/64 Fleetwood Cr Frankston South | 2 | House | \$730,000 | 21 May 2025 |
|  112 Kars St Frankston South | 3 | House | \$875,000 | 20 May 2025 |
|  21 Thames St Frankston South | 4 | House | \$2,020,000 | 17 May 2025 |
|  107a Kars St Frankston South | 3 | House | \$1,022,899 | 09 May 2025 |

Sold Properties~

| Address | Bedrooms | Type | Price | Sold |
|---|----------|-----------|-------------|-------------|
|  16 The Strand Frankston South | 4 | House | \$1,600,000 | 09 May 2025 |
|  13 Cooida Ct Frankston South | 3 | House | \$995,000 | 07 May 2025 |
|  13 Tristania St FRANKSTON SOUTH | 3 | House | \$905,000 | 07 May 2025 |
|  16 Orchard Gr Frankston South | 3 | House | \$1,240,000 | 06 May 2025 |
|  3/31 Culcairn Dr Frankston South | 3 | Townhouse | \$785,000 | 06 May 2025 |
|  4 Bader Ct Frankston South | 2 | Unit | \$820,000 | 05 May 2025 |
|  17 Jinchilla Av Frankston South | 4 | House | \$1,300,000 | 05 May 2025 |
|  9 The Grange Frankston South | 5 | House | \$1,400,500 | 03 May 2025 |
|  16a Tetragona Way Frankston South | 4 | House | \$1,850,000 | 01 May 2025 |
|  27 Casuarina Dr Frankston South | 3 | House | \$950,000 | 30 Apr 2025 |
|  2/8 Poinciana St Frankston South | 2 | Unit | \$740,000 | 29 Apr 2025 |
|  2/70 Brighton St Frankston South | 3 | Unit | \$780,000 | 28 Apr 2025 |

Sold Properties~

| Address | Bedrooms | Type | Price | Sold |
|--|----------|---------------------|-------------|-------------|
|  13 Brighton St Frankston South | 2 | Flat/Unit/Apartment | \$780,000 | 24 Apr 2025 |
|  39 Dunstan St Frankston South | 4 | House | \$1,131,000 | 23 Apr 2025 |
|  38 Baileyana St Frankston South | 4 | House | \$831,000 | 23 Apr 2025 |
|  2 Baden Cl Frankston South | 4 | House | \$1,550,000 | 22 Apr 2025 |
|  4 Cooina Ct Frankston South | 3 | House | \$1,190,000 | 21 Apr 2025 |
|  42 Pratt Av Frankston South | 2 | House | \$990,000 | 16 Apr 2025 |
|  1/24 Jamboree Av Frankston South | 2 | House | \$685,000 | 16 Apr 2025 |
|  1b Orchard Gr Frankston South | 3 | House | \$1,365,000 | 16 Apr 2025 |
|  58 Culcairn Dr Frankston South | 4 | House | \$982,000 | 15 Apr 2025 |
|  62 Culcairn Dr Frankston South | 3 | House | \$975,000 | 15 Apr 2025 |
|  8 Balamara Ct Frankston South | 3 | House | \$1,476,000 | 14 Apr 2025 |
|  1B Warringa Rd Frankston South | 4 | House | \$1,300,000 | 13 Apr 2025 |



jelliscraig.com.au

Data is current as of PDF generation date 01/06/2025

* Updated Quarterly for the past 12 months

^ Updated daily for the past quarter

~ Updated daily: 33 recent results.

This publication contains data, analytics, statistics and other information supplied by PROPERTYDATAONLINE PTY LTD (PropertyData). The data provided in this publication is of a general nature and should not be construed as specific advice or relied upon in lieu of appropriate professional advice.

PropertyData relies upon data supplied by third parties and while the data is checked and reviewed, PropertyData does not warrant the accuracy or completeness of the information to the full extent permitted by the law and excludes all loss or damage howsoever arising (including through negligence) in connection with the data supplied by PropertyData. The State of Victoria owns the copyright in the Property Sales Data and reproduction of that data in any way without the consent of the State of Victoria will constitute a breach of the Copyright Act 1968 (cth). The State of Victoria does not warrant the accuracy or completeness of the Property Sales Data and any person using or relying upon such information does so on the basis that the State of Victoria accepts no responsibility or liability whatsoever for any errors, faults, defects or omissions in the information supplied.