

Suburb Report

Know your neighbourhood.



Property Prices

Median House Price*

Median
\$1.16m

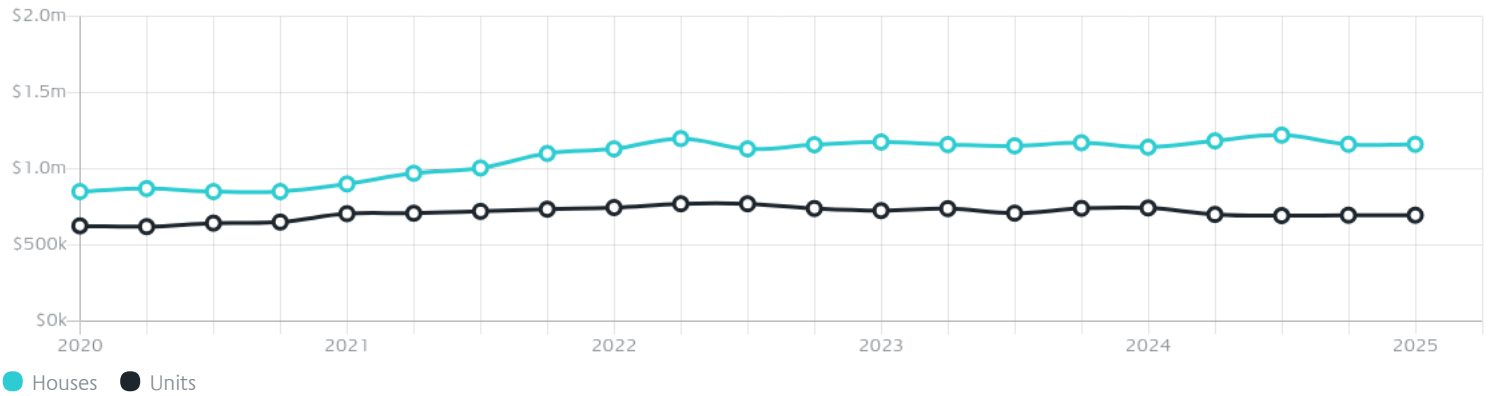
Quarterly Price Change
0.00% ↓

Median Unit Price*

Median
\$695k

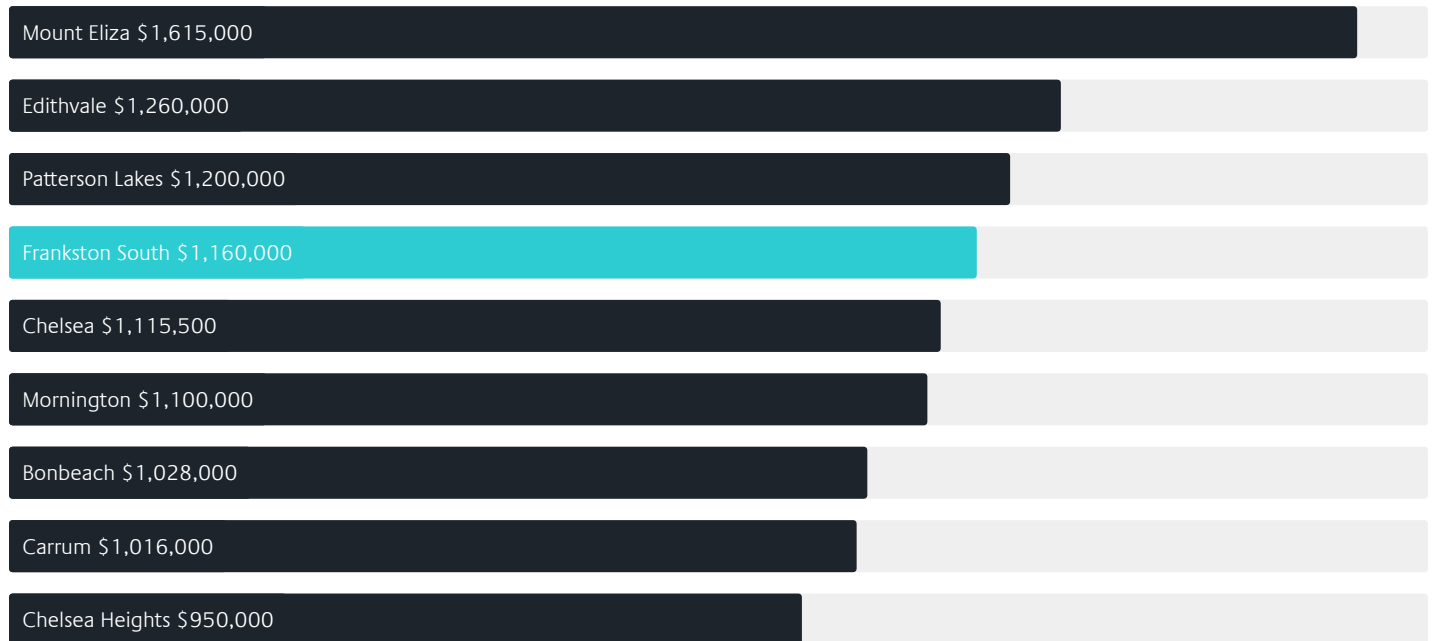
Quarterly Price Change
0.00% ↓

Quarterly Price Change*




Surrounding Suburbs

Median House Sale Price*



Median Unit Sale Price*



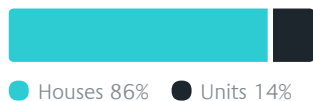
Sales Snapshot

Sale Method^{*}

● Auction 22%
● Private 78%

Auction Clearance Rate^{*}**80%**Median Days on Market[^]**30 days**Average Hold Period^{*}**6.1 years**

Insights

Dwelling Type[^]

● Houses 86% ● Units 14%









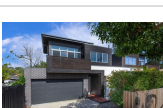



Ownership[^]

● Owned Outright 40% ● Mortgaged 46% ● Rented 13%













Population[^]**18,801**Median Asking Rent per week^{*}**\$650**Population Growth[^]**0**Rental Yield^{*}**2.8%**Median Age[^]**44 years**Median Household Size[^]**2.6 people**

Sold Properties~













Discover a snapshot of the most recent results for this suburb, to view the full 12 months of sales history, please go to jellisraig.com.au/suburbinsights

Address	Bedrooms	Type	Price	Sold
 2/8 Poinciana St Frankston South	2	Unit	\$740,000	29 Apr 2025
 39 Dunstan St Frankston South	4	House	\$1,131,000	23 Apr 2025
 2 Baden Cl Frankston South	4	House	\$1,550,000	22 Apr 2025
 4 Coinda Ct Frankston South	3	House	\$1,190,000	21 Apr 2025
 1/24 Jamboree Av Frankston South	2	House	\$685,000	16 Apr 2025
 1b Orchard Gr Frankston South	3	House	\$1,365,000	16 Apr 2025
 62 Culcairn Dr Frankston South	3	House	\$975,000	15 Apr 2025
 8 Balamara Ct Frankston South	3	House	\$1,476,000	14 Apr 2025
 1B Warringa Rd Frankston South	4	House	\$1,300,000	13 Apr 2025
 1/10 Poinciana St Frankston South	3	House	\$835,000	12 Apr 2025
 1 Nareen Ct Frankston South	4	House	\$1,300,000	11 Apr 2025
 13 St Ives Av Frankston South	4	House	\$2,030,000	08 Apr 2025

Sold Properties~

Address	Bedrooms	Type	Price	Sold
 13 Bunangib Ct FRANKSTON SOUTH	3	House	\$1,150,000	06 Apr 2025
 4 Albion Rd Frankston South	0	Land	\$749,000	02 Apr 2025
 2/107 Yuille St Frankston South	2	Unit	\$687,000	01 Apr 2025
 18 Conifer Ct Frankston South	5	House	\$1,285,000	01 Apr 2025
 4 Scoble St Frankston South	5	House	\$1,630,000	01 Apr 2025
 161 Humphries Rd Frankston South	4	House	\$1,840,000	01 Apr 2025
 13 Brompton Cl Frankston South	4	House	\$1,000,000	30 Mar 2025
 2 Sewell Ct Frankston South	4	House	\$965,000	28 Mar 2025
 28a Mountain Av Frankston South	5	House	\$1,500,000	27 Mar 2025
 3 Woodside Av Frankston South	5	House	\$1,200,000	27 Mar 2025
 4 Smeaton Ct Frankston South	4	House	\$1,200,000	24 Mar 2025
 33 Manor Dr Frankston South	5	House	\$1,345,000	22 Mar 2025

Sold Properties~

Address	Bedrooms	Type	Price	Sold
 77 Kars St Frankston South	3	House	\$958,000	19 Mar 2025
 156 Kars St Frankston South	3	House	\$1,050,000	16 Mar 2025
 14 Barriedale Gr FRANKSTON SOUTH	3	House	\$1,465,000	14 Mar 2025
 10 Grosvenor St Frankston South	3	House	\$1,077,500	14 Mar 2025
 12 Grosvenor St Frankston South	3	House	\$1,045,000	13 Mar 2025
 34 Jinchilla Av Frankston South	3	House	\$1,080,000	13 Mar 2025
 25 Grady Ct Frankston South	4	House	\$902,000	13 Mar 2025
 25 The Crest Frankston South	3	House	\$970,000	13 Mar 2025
 34 Baileyana St Frankston South	4	House	\$1,100,000	12 Mar 2025
 8 Buckingham Pl Frankston South	4	House	\$925,000	07 Mar 2025
 20 Shearer Ct Frankston South	3	House	\$990,000	06 Mar 2025
 58 Baileyana St Frankston South	4	House	\$1,346,000	06 Mar 2025



jelliscraig.com.au

Data is current as of PDF generation date 01/05/2025

* Updated Quarterly for the past 12 months

^ Updated daily for the past quarter

~ Updated daily: 33 recent results.

This publication contains data, analytics, statistics and other information supplied by PROPERTYDATAONLINE PTY LTD (PropertyData). The data provided in this publication is of a general nature and should not be construed as specific advice or relied upon in lieu of appropriate professional advice.

PropertyData relies upon data supplied by third parties and while the data is checked and reviewed, PropertyData does not warrant the accuracy or completeness of the information to the full extent permitted by the law and excludes all loss or damage howsoever arising (including through negligence) in connection with the data supplied by PropertyData. The State of Victoria owns the copyright in the Property Sales Data and reproduction of that data in any way without the consent of the State of Victoria will constitute a breach of the Copyright Act 1968 (cth). The State of Victoria does not warrant the accuracy or completeness of the Property Sales Data and any person using or relying upon such information does so on the basis that the State of Victoria accepts no responsibility or liability whatsoever for any errors, faults, defects or omissions in the information supplied.