

JellisCraig

FRANKSTON SOUTH

Suburb Report

Know your neighbourhood.



FRANKSTON SOUTH SUBURB REPORT

Median House Price*

Median

\$1.17m

Quarterly Price Change

0.86% ↑

Median Unit Price*

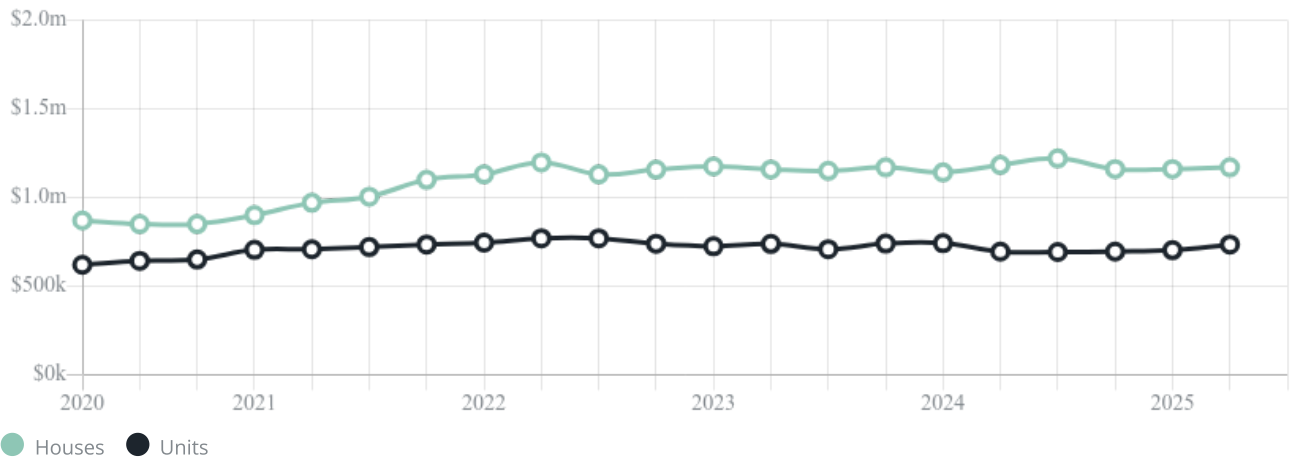
Median

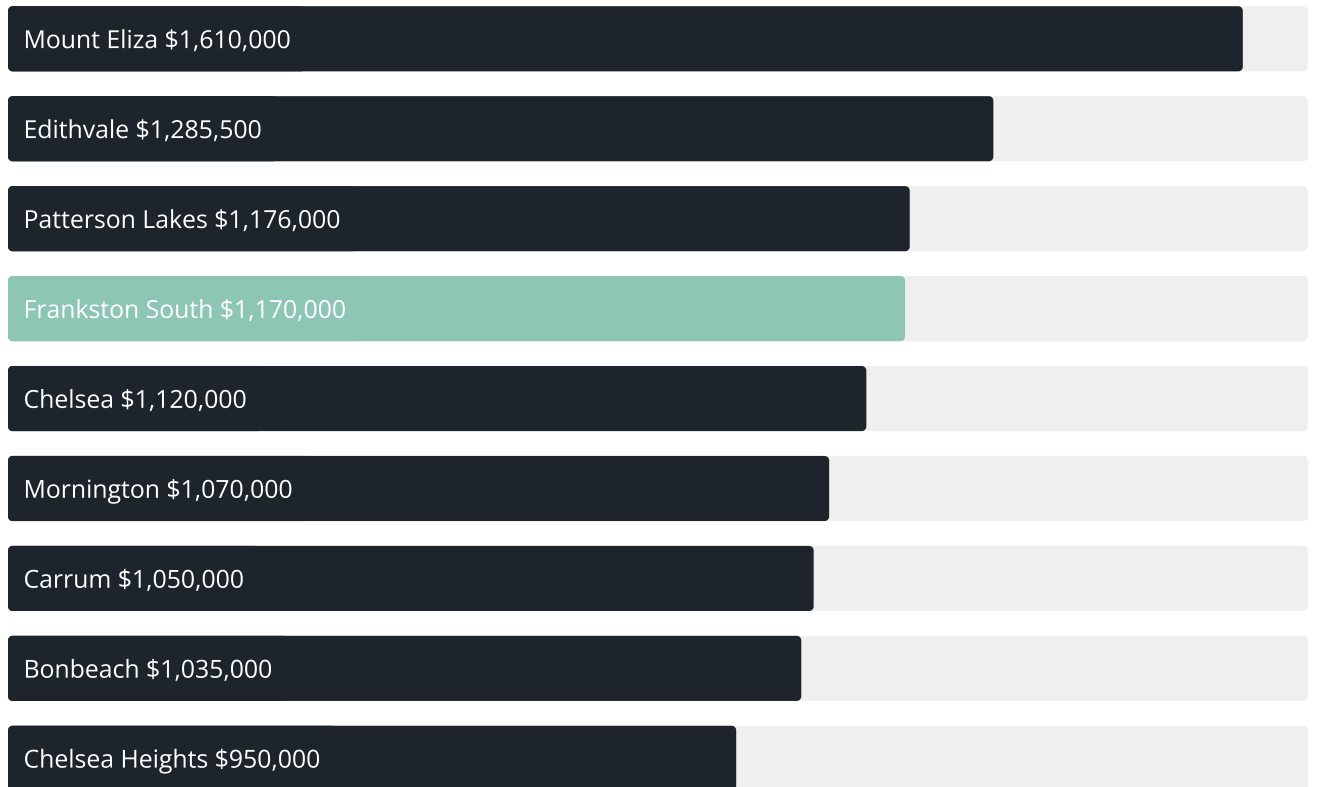
\$735k

Quarterly Price Change

4.58% ↑

Quarterly Price Change*



Median House Sale Price^{*}Median Unit Sale Price^{*}

FRANKSTON SOUTH SUBURB REPORT

Sale Method^{*}

● Auction 20%

● Private 80%

Auction Clearance Rate^{*}

85.71%

Median Days on Market[^]

23 days

Average Hold Period^{*}

6.1 years

Dwelling Type[^]

● Houses 86%

● Units 14%

Ownership[^]

● Owned Outright 40%

● Mortgaged 46%

● Rented 13%

Population[^]

18,801

Median Asking Rent per week^{*}

\$650

Population Growth[^]

0

Rental Yield^{*}

2.8%

Median Age[^]











44 years

Median Household Size[^]











2.6 people

FRANKSTON SOUTH SUBURB REPORT











Discover a snapshot of the most recent results for this suburb, to view the full 12 months of sales history, please go to jellisicraig.com.au/suburbinsights

Address	Bedrooms	Type	Price	Sold
 16 Harcourt Av Frankston South	4	House	\$1,480,000	30 Aug 2025
 3 Oakfield Ct Frankston South	3	House	\$1,001,000	29 Aug 2025
 16 Hamilton Gr Frankston South	3	House	\$1,100,000	25 Aug 2025
 3/22 Brighton St Frankston South	3	Unit	\$835,000	22 Aug 2025
 76 Cliff Rd Frankston South	4	House	\$2,375,000	22 Aug 2025
 47 Seaview Rd Frankston South	5	House	\$1,660,000	18 Aug 2025
 6 Merrigal Ct Frankston South	5	House	\$2,410,000	15 Aug 2025
 57 Woolston Dr FRANKSTON SOUTH	3	House	\$960,000	15 Aug 2025
 14 Bruarong Cr Frankston South	4	House	\$1,815,000	13 Aug 2025
 27a Tristania St Frankston South	2	Unit	\$705,000	13 Aug 2025

FRANKSTON SOUTH SUBURB REPORT

Address	Bedrooms	Type	Price	Sold
 42a Brighton St Frankston South	0	Land	\$560,000	11 Aug 2025
 3 Tavistock Rd Frankston South	4	House	\$1,211,000	09 Aug 2025
 13 Blair Av Frankston South	4	House	\$1,055,000	09 Aug 2025
 10 Geebung Av FRANKSTON SOUTH	4	House	\$1,050,000	05 Aug 2025
 109 Casuarina Dr Frankston South	3	House	\$850,000	05 Aug 2025
 23 Harcourt Av Frankston South	3	House	\$860,000	26 Jul 2025
 12 Merrigal Ct Frankston South	5	House	\$3,600,000	25 Jul 2025
 16 Wentworth Av Frankston South	3	House	\$945,000	22 Jul 2025
 13 Stradbroke Av Frankston South	3	House	\$995,000	22 Jul 2025
 88 Sycamore Rd FRANKSTON SOUTH	3	House	\$845,000	21 Jul 2025

FRANKSTON SOUTH SUBURB REPORT

Address	Bedrooms	Type	Price	Sold
 61 Humphries Rd Frankston South	4	House	\$1,405,001	18 Jul 2025
 15 Fontayne Ct Frankston South	5	House	\$2,125,000	18 Jul 2025
 4 Parkside Gr Frankston South	4	House	\$1,440,000	17 Jul 2025
 43 Baden Powell Dr Frankston South	3	House	\$965,000	17 Jul 2025
 17 Highland Dr Frankston South	5	House	\$1,275,000	14 Jul 2025
 24 Fenton Cr Frankston South	4	House	\$1,435,000	12 Jul 2025
 35 Sycamore Rd Frankston South	3	House	\$900,000	09 Jul 2025
 19 Stradbroke Av Frankston South	3	House	\$1,225,000	08 Jul 2025
 42 Christopher Dr Frankston South	3	House	\$1,175,000	04 Jul 2025
 11 Balmoral Ct Frankston South	3	House	\$1,260,000	02 Jul 2025



jellisraig.com.au

Data is current as of PDF generation date 01/09/2025

* Updated Quarterly for the past 12 months

^ Updated daily for the past quarter

~ Updated daily: 33 recent results.

This publication contains data, analytics, statistics and other information supplied by PROPERTYDATAONLINE PTY LTD (PropertyData). The data provided in this publication is of a general nature and should not be construed as specific advice or relied upon in lieu of appropriate professional advice.

PropertyData relies upon data supplied by third parties and while the data is checked and reviewed, PropertyData does not warrant the accuracy or completeness of the information to the full extent permitted by the law and excludes all loss or damage howsoever arising (including through negligence) in connection with the data supplied by PropertyData. The State of Victoria owns the copyright in the Property Sales Data and reproduction of that data in any way without the consent of the State of Victoria will constitute a breach of the Copyright Act 1968 (cth). The State of Victoria does not warrant the accuracy or completeness of the Property Sales Data and any person using or relying upon such information does so on the basis that the State of Victoria accepts no responsibility or liability whatsoever for any errors, faults, defects or omissions in the information supplied.