

# *Suburb Report*

Know your neighbourhood.



# Property Prices

## Median House Price\*

Median

**\$875k**

Quarterly Price Change

**-8.37% ↓**

## Median Unit Price\*

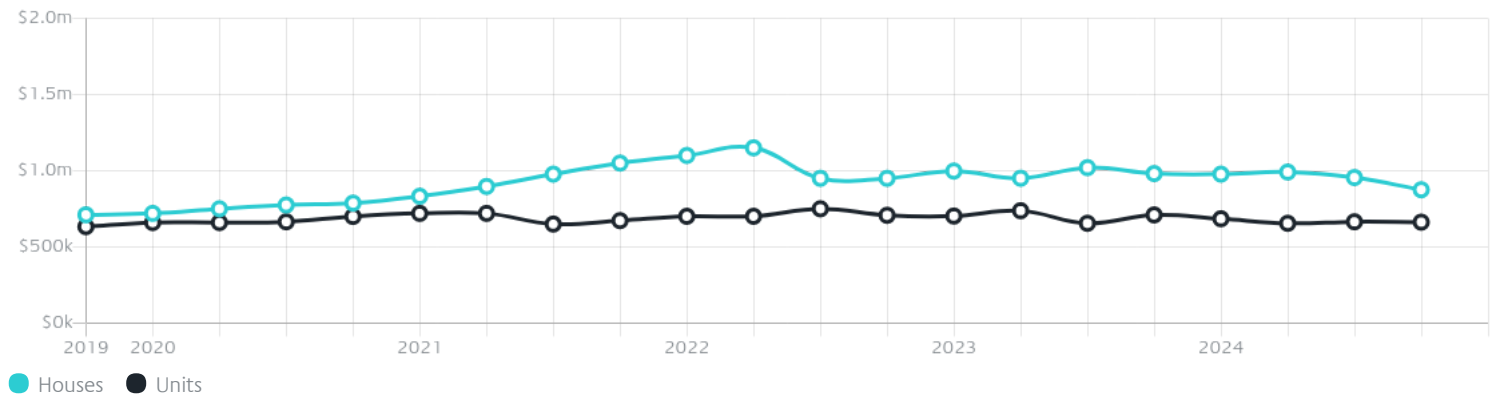
Median

**\$663k**

Quarterly Price Change

**-0.37% ↓**

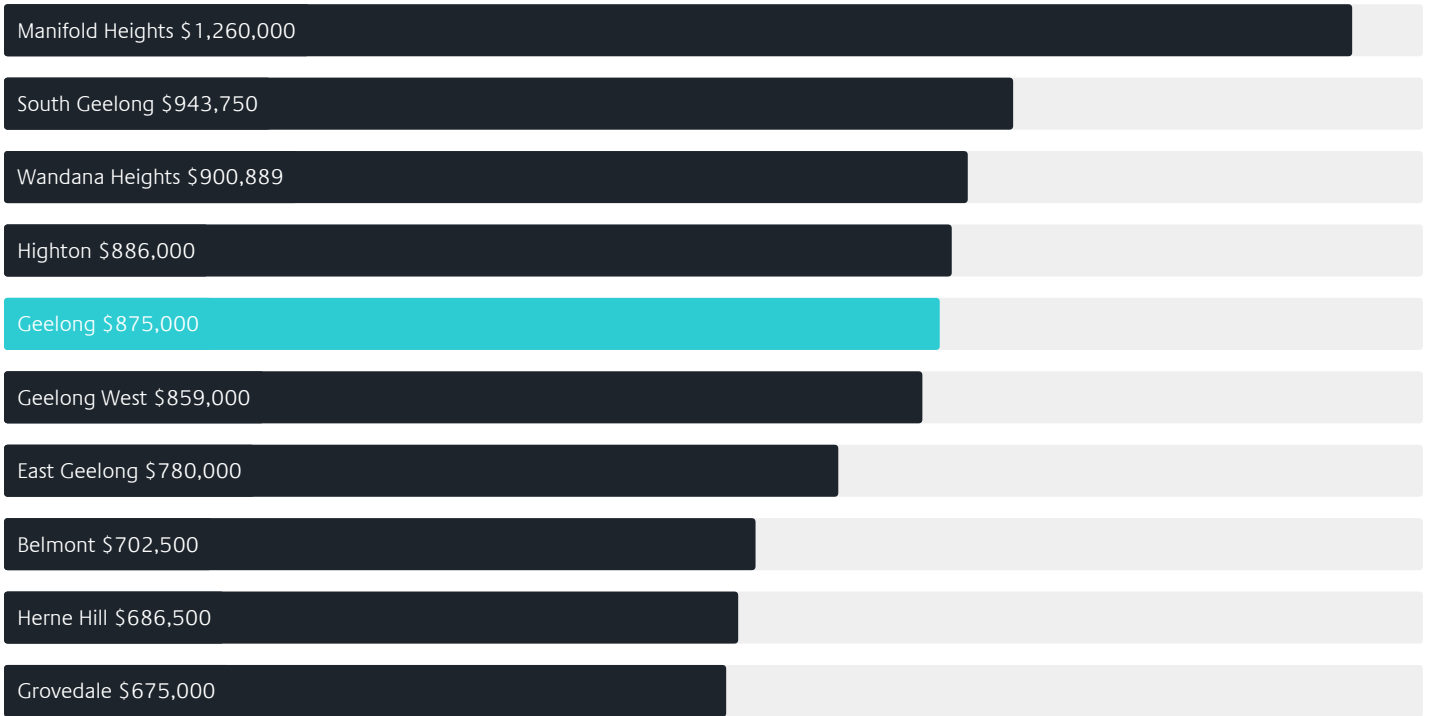
## Quarterly Price Change\*



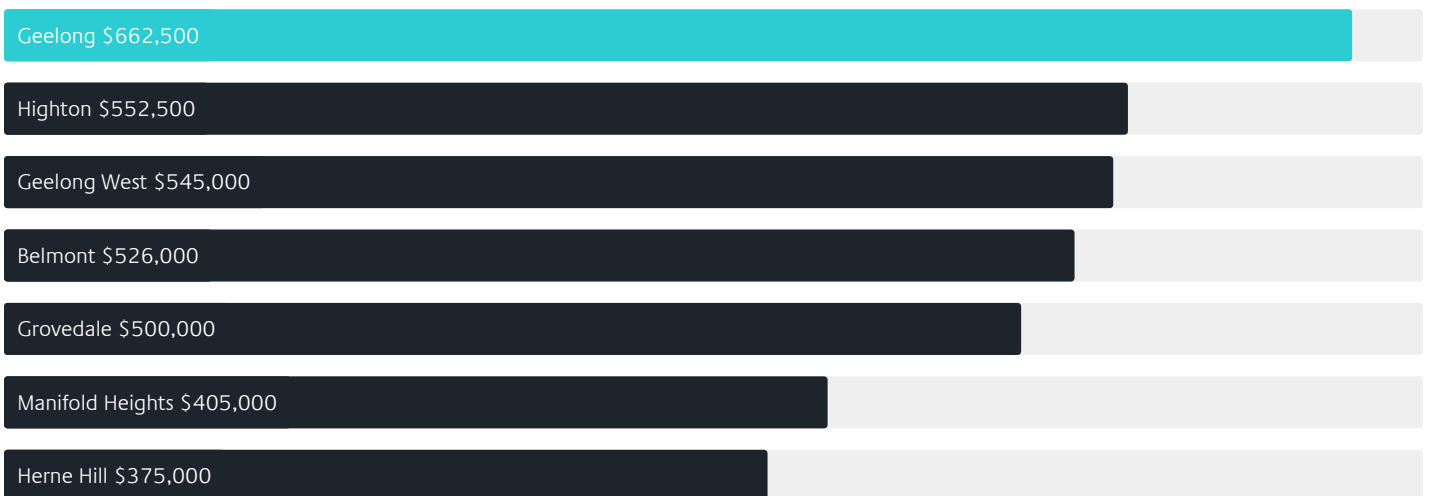
# Surrounding Suburbs

---

## Median House Sale Price\*



## Median Unit Sale Price\*



# Sales Snapshot

Sale Method\*



● Auction 9%  
● Private 91%

Auction Clearance Rate\*

100%

Median Days on Market^

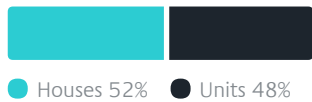
113 days

Average Hold Period\*

5.6 years

## Insights

Dwelling Type^



● Houses 52% ● Units 48%

Ownership^



● Owned Outright 37% ● Mortgaged 23% ● Rented 40%

Population^

5,811

Median Asking Rent per week\*

\$520

Median Age^

40 years

Rental Yield\*













2.96%

Median Household Size^













2 people

# Sold Properties~













Discover a snapshot of the most recent results for this suburb, to view the full 12 months of sales history, please go to [jellisraig.com.au/suburbinsights](http://jellisraig.com.au/suburbinsights)

Address	Bedrooms	Type	Price	Sold
 62 Swanston St Geelong	3	House	\$1,100,000	21 Mar 2025
 9 Richmond Cr Geelong	2	Unit	\$800,000	08 Mar 2025
 17 Bourke Cr Geelong	3	House	\$910,000	05 Mar 2025
 3/9 York St Geelong	3	House	\$870,000	04 Mar 2025
 71 Carr St Geelong	3	House	\$920,000	03 Mar 2025
 79 Little Myers St Geelong	3	Townhouse	\$729,000	27 Feb 2025
 12/61 Brougham St Geelong	2	Apartment	\$610,000	15 Feb 2025
 58 Kilgour St Geelong	4	House	\$1,457,000	05 Feb 2025
 1/149 Kilgour St Geelong	2	Townhouse	\$680,000	31 Jan 2025
 12 Stradling Av Geelong	4	House	\$1,252,500	31 Jan 2025
 705/18 Malone St Geelong	1	Strata Unit/Flat	\$630,000	21 Jan 2025
 134 Verner St Geelong	2	House	\$555,000	12 Jan 2025

# Sold Properties~

Address	Bedrooms	Type	Price	Sold
 154 Corio St Geelong	2	House	\$690,000	21 Dec 2024
 275 Malop St Geelong	3	House	\$750,000	17 Dec 2024
 26 Henry St Geelong	3	House	\$870,000	14 Dec 2024
 15 Pevensey Cr Geelong	2	House	\$800,000	12 Dec 2024
 4/4 Mercer St Geelong	3	Unit	\$660,000	10 Dec 2024
 2201/2 Yarra St Geelong	2	Apartment	\$940,000	22 Nov 2024
 1/140 Gheringhap St Geelong	3	Townhouse	\$745,000	21 Nov 2024
 219 Bellerine St Geelong	2	House	\$555,000	20 Nov 2024
 34 Eastern Beach Rd Geelong	3	House	\$3,500,000	19 Nov 2024
 339 Ryrie St Geelong	5	House	\$1,462,500	19 Nov 2024
 11/17a The Esplanade Geelong	2	Strata Unit/Flat	\$525,000	06 Nov 2024
 156 Garden St Geelong	3	House	\$900,000	05 Nov 2024

# Sold Properties~

Address	Bedrooms	Type	Price	Sold
 4 Bambra St Geelong	3	House	\$590,000	01 Nov 2024
 13 Mont Albert Rd Geelong	3	House	\$820,000	31 Oct 2024
 1/7 Carr St Geelong	2	Townhouse	\$745,000	28 Oct 2024
 2/83 Mckillop St Geelong	3	Flat/Unit/Apartment	\$600,000	27 Oct 2024
 83a Mckillop St GEELONG	3	House	\$600,000	26 Oct 2024
 713/10 Bellerine St Geelong	1	Unit	\$450,000	25 Oct 2024
 42 Mckillop St Geelong	4	House	\$970,000	23 Oct 2024
 904/18 Cavendish St Geelong	2	Unit	\$875,000	19 Oct 2024
 137 Verner St Geelong	3	House	\$830,000	16 Oct 2024
 67 Carr St Geelong	3	House	\$710,000	16 Oct 2024
 137 Fitzroy St Geelong	3	Townhouse	\$795,000	16 Oct 2024
 602/8 Gheringhap St Geelong	2	Strata Unit/Flat	\$410,000	09 Oct 2024

# Jellis Craig

Geelong Office  
205 Pakington Street, Geelong West  
(03) 5222 7772

[jelliscraig.com.au](http://jelliscraig.com.au)

Data is current as of PDF generation date 01/04/2025

\* Updated Quarterly for the past 12 months

^ Updated daily for the past quarter

~ Updated daily: 33 recent results.

This publication contains data, analytics, statistics and other information supplied by PROPERTYDATAONLINE PTY LTD (PropertyData). The data provided in this publication is of a general nature and should not be construed as specific advice or relied upon in lieu of appropriate professional advice.

PropertyData relies upon data supplied by third parties and while the data is checked and reviewed, PropertyData does not warrant the accuracy or completeness of the information to the full extent permitted by the law and excludes all loss or damage howsoever arising (including through negligence) in connection with the data supplied by PropertyData. The State of Victoria owns the copyright in the Property Sales Data and reproduction of that data in any way without the consent of the State of Victoria will constitute a breach of the Copyright Act 1968 (cth). The State of Victoria does not warrant the accuracy or completeness of the Property Sales Data and any person using or relying upon such information does so on the basis that the State of Victoria accepts no responsibility or liability whatsoever for any errors, faults, defects or omissions in the information supplied.