

## *Suburb Report*

Know your neighbourhood.



# Property Prices

## Median House Price\*

Median

**\$915k**

Quarterly Price Change

**5.17% ↑**

## Median Unit Price\*

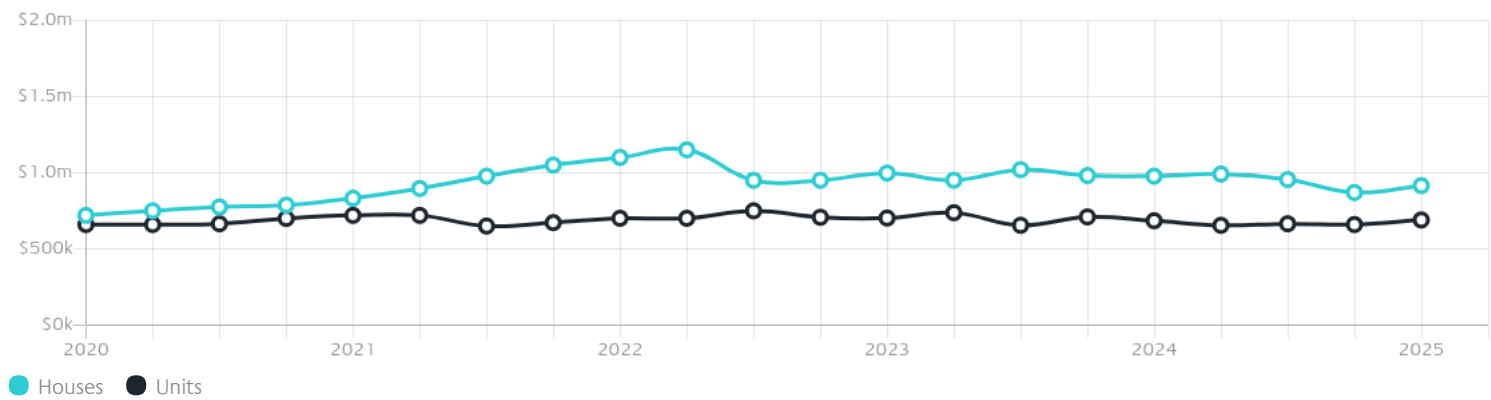
Median

**\$690k**

Quarterly Price Change

**4.54% ↑**

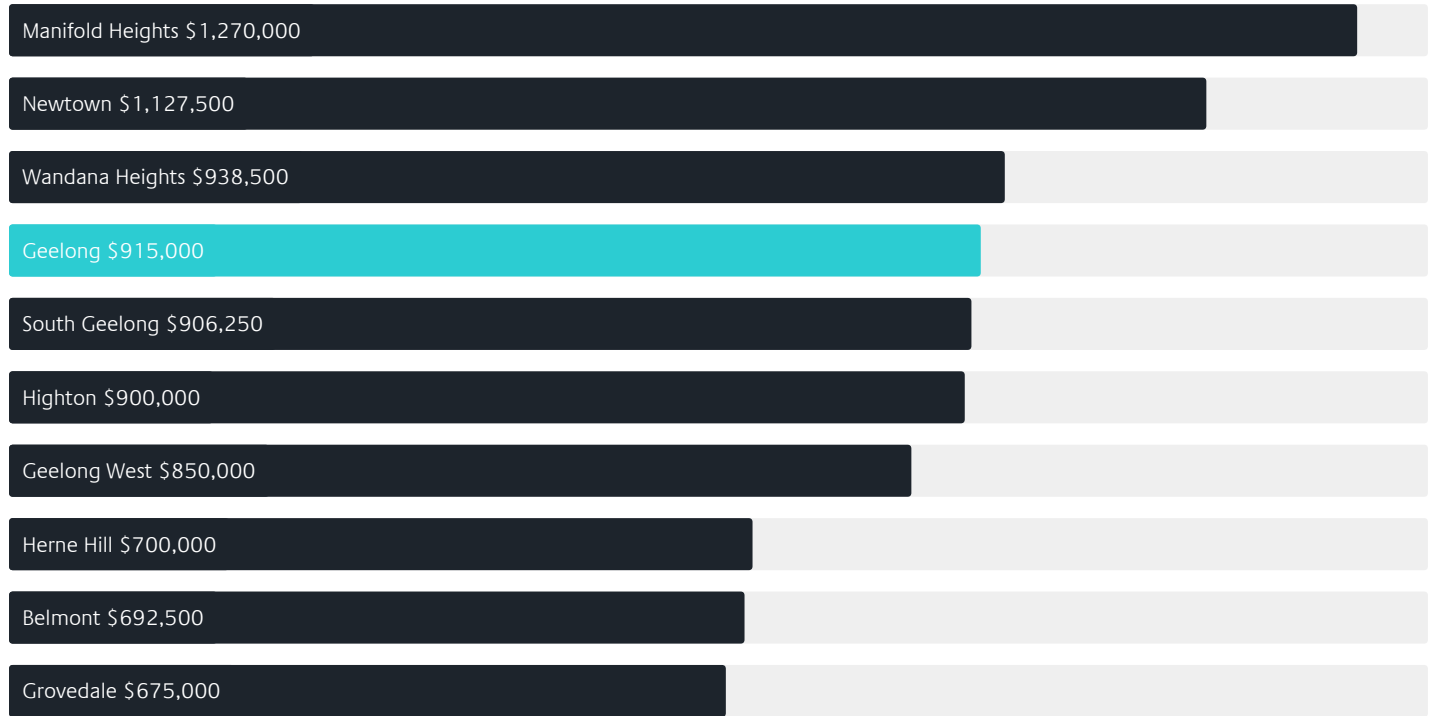
## Quarterly Price Change\*




# Surrounding Suburbs

---

## Median House Sale Price\*



## Median Unit Sale Price\*



# Sales Snapshot

Sale Method\*



● Auction 18%  
● Private 82%

Auction Clearance Rate\*

100%

Median Days on Market^

66 days

Average Hold Period\*

5.6 years

# Insights

Dwelling Type^



● Houses 52% ● Units 48%

Ownership^



● Owned Outright 37% ● Mortgaged 23% ● Rented 40%

Population^

5,811

Median Asking Rent per week\*

\$545

Median Age^

40 years

Rental Yield\*













2.96%

Median Household Size^













2 people

# Sold Properties~













Discover a snapshot of the most recent results for this suburb, to view the full 12 months of sales history, please go to [jellisicraig.com.au/suburbinsights](https://jellisicraig.com.au/suburbinsights)

Address	Bedrooms	Type	Price	Sold
 4/67 Sydney Pde GEELONG	4	Townhouse	\$760,000	23 May 2025
 51 Bourke Cr Geelong	3	House	\$1,047,500	21 May 2025
 711/10 Bellerine St Geelong	1	Apartment	\$390,000	14 May 2025
 801/18 Malone St Geelong	1	Apartment	\$565,000	09 May 2025
 1704/18 Cavendish St Geelong	2	Unit	\$830,000	09 May 2025
 105/18 Malone St Geelong	2	Apartment	\$530,000	06 May 2025
 310/146 Bellerine St Geelong	2	Apartment	\$540,000	24 Apr 2025
 89 Little Myers St Geelong	4	Townhouse	\$921,000	15 Apr 2025
 505/120 Brougham St Geelong	2	Apartment	\$975,000	11 Apr 2025
 202/6-8 Eastern Beach Rd Geelong	3	Apartment	\$1,725,000	11 Apr 2025
 1103/18 Cavendish St Geelong	1	Apartment	\$570,000	09 Apr 2025
 3/4 Mercer St Geelong	2	Apartment	\$530,000	08 Apr 2025

# Sold Properties~

Address	Bedrooms	Type	Price	Sold
 106 / 146 Bellerine St Geelong	2	Apartment	\$575,000	05 Apr 2025
 1802 / 18 Cavendish St Geelong	2	Apartment	\$820,000	04 Apr 2025
 208 / 146 Bellerine St Geelong	2	Unit	\$591,000	03 Apr 2025
 8 Fitzroy St Geelong	4	House	\$880,000	02 Apr 2025
 8 / 16 Union St Geelong	3	Apartment	\$450,000	31 Mar 2025
 62 Swanston St Geelong	3	House	\$1,100,000	21 Mar 2025
 210 / 6 Bellerine St Geelong	2	Strata Unit / Flat	\$530,000	21 Mar 2025
 1 Mundy St Geelong	3	House	\$1,150,000	19 Mar 2025
 308 / 18 Malone St Geelong	2	Strata Unit / Flat	\$615,000	18 Mar 2025
 10 / 44 Myers St Geelong	2	Flat / Unit / Apartment	\$430,000	17 Mar 2025
 9 Richmond Cr Geelong	2	Unit	\$800,000	08 Mar 2025
 36 Western Beach Rd GEELONG	4	House	\$4,675,000	06 Mar 2025

# Sold Properties~

Address	Bedrooms	Type	Price	Sold
 17 Bourke Cr Geelong	3	House	\$910,000	05 Mar 2025
 124 Verner St Geelong	4	House	\$1,310,000	04 Mar 2025
 3/9 York St Geelong	3	House	\$870,000	04 Mar 2025
 71 Carr St Geelong	3	House	\$920,000	03 Mar 2025
 21 Maud St GEELONG	3	House	\$794,000	28 Feb 2025
 79 Little Myers St Geelong	3	Townhouse	\$729,000	27 Feb 2025
 202 Kilgour St Geelong	9	Serviced Apartments/Holiday Units	\$2,150,000	25 Feb 2025
 12/61 Brougham St Geelong	2	Apartment	\$610,000	15 Feb 2025
 207 Yarra St Geelong	3	House	\$740,000	10 Feb 2025
 58 Kilgour St Geelong	4	House	\$1,457,000	05 Feb 2025
 1/149 Kilgour St Geelong	2	Townhouse	\$680,000	31 Jan 2025
 12 Stradling Av Geelong	4	House	\$1,252,500	31 Jan 2025



Geelong Office  
205 Pakington Street, Geelong West  
(03) 5222 7772

[jelliscraig.com.au](http://jelliscraig.com.au)

Data is current as of PDF generation date 01/06/2025

\* Updated Quarterly for the past 12 months

^ Updated daily for the past quarter

~ Updated daily: 33 recent results.

This publication contains data, analytics, statistics and other information supplied by PROPERTYDATAONLINE PTY LTD (PropertyData). The data provided in this publication is of a general nature and should not be construed as specific advice or relied upon in lieu of appropriate professional advice.

PropertyData relies upon data supplied by third parties and while the data is checked and reviewed, PropertyData does not warrant the accuracy or completeness of the information to the full extent permitted by the law and excludes all loss or damage howsoever arising (including through negligence) in connection with the data supplied by PropertyData. The State of Victoria owns the copyright in the Property Sales Data and reproduction of that data in any way without the consent of the State of Victoria will constitute a breach of the Copyright Act 1968 (cth). The State of Victoria does not warrant the accuracy or completeness of the Property Sales Data and any person using or relying upon such information does so on the basis that the State of Victoria accepts no responsibility or liability whatsoever for any errors, faults, defects or omissions in the information supplied.